



Industrial Development Authority of the Clarke County, Virginia Board of Directors



Meeting Packet July 22, 2021



Industrial Development Authority of the County of Clarke Virginia

*Ben Cochran, Brian Ferrell, Felicia Hart, English Koontz, Rodney Pierce, Isreal Preston,
William Waite, David Weiss, William Wolfe*

Agenda

Thursday, July 22, 2021, 1:00 pm

Meeting Room AB, Berryville Clarke County Government Center
101 Chalmers Court 2nd Floor, Berryville, Virginia

	Page
1. Call to Order	3
2. Adoption of Agenda	4
3. Approval of Minutes	5
– April 22, 2021	6-12
4. Secretary/Treasurer Report	13
– Check Log	14
○ Action: Treasurer recommends acceptance	
– Investments YTD Summary, YTD Budget, Bonds Log	15
○ Action: Information Only	
– FY2022 Budget	16
○ Action: Move to approve as presented or amended	
5. New Business	17
– Economic Development & Tourism Update	18-25
○ By Director Felicia Hart	
– Broadband Efforts Update	26
○ By Director Felicia Hart	
– Double Toll Gate Update	27
○ By Director Felicia Hart	
6. Next Meeting	28
– October 28, 2021	
7. Adjourn	29
8. Reports in Packet	30
– 2021 Building Department Reports	
○ 2021 New Single Family Homes	31
○ June 2021 Building Inspections Report	32-41
○ June 2021 Project Application Report	42-47
– Clarke County Community Census	48-93

Call to Order

Adoption of Agenda

Proposed Motion: Move to adopt agenda as [presented] or [amended – title of agenda item[s] not listed on the published agenda provided to the public.]

Approval of Minutes

–April 22, 2021, Quarterly Meeting

I move to approve the minutes of April 22, 2021 as [presented] or [as amended citing specific amendment].

Industrial Development Authority of the Clarke County Virginia
Board of Directors
April 22, 2021, Minutes

A meeting of the Industrial Development Authority of the Clarke County Virginia, held in the Berryville-Clarke County Government Center, Berryville, Virginia, on Thursday, April 22, 2021, at 1:00 pm.

Directors Present: Brian Ferrell, Rodney Pierce, William Wolfe, Ben Cochran, Isreal Preston, English Koontz, and William Waite

Directors Absent: None

Board of Supervisors Liaison: David Weiss, Chair

County Staff: Felicia Hart, Director Economic Development and Tourism

Press: None

Others Present: None

1. Call to Order

At 1:00 pm, Director Ferrell called the meeting to order.

2. Adoption of Agenda

Director Koontz, seconded by Director Wolfe, moved to adopt the agenda as presented.

Ben Cochran	-	Aye
Brian Ferrell	-	Aye
English Koontz	-	Aye
Rodney Pierce	-	Aye
Isreal Preston	-	Aye
William Waite	-	Aye
William Wolfe	-	Aye

3. Approval of Minutes

Director Waite, seconded by Director Koontz, moved to approve the January 28, 2021, minutes as presented.

Ben Cochran	-	Aye
Brian Ferrell	-	Aye
English Koontz	-	Aye

Industrial Development Authority of the Clarke County, Virginia
April 22, 2021

Rodney Pierce	-	Aye
Isreal Preston	-	Aye
William Waite	-	Aye
William Wolfe	-	Aye

4. Secretary / Treasurer's Report

Statement from Director Waite

"Before I review the IDA financials and since the majority of you were copied on a letter sent to the Conservation Easement Authority, I want to address the fraudulent claims made specifically about me. Prior to acquiring this property, that included a 1905 historic house, I consulted and received guidance from County Planning staff. Based on this guidance, we elected to acquire and save the historic buildings on the property from being destroyed by a developer and retired two DUR's (consistent with County objectives). We have been completely transparent with the County and obtained a business license each year for our Airbnb. After a review, the Conservation Easement Authority stated the complaint was not valid and in fact, has other properties in the County that have Airbnb's on properties in conservation easement. The Conservation Easement Authority has requested a confirming letter from Bob Mitchell, County Attorney.

In addition, I want to specifically address the false allegations that I am unethical and also the implication that I have misused or stolen IDA funds. The aim of these allegations can only be to discredit my reputation and are absolutely flat wrong. As evidence, I want to review the financial controls that I have implemented as Treasurer to ensure transparency within the committee and public:

- 1) The Bank of Clarke County checking account log is presented at each quarterly IDA meeting, and to ensure segregation of duties Tiffany Kemp, Clerk, reconciles the account.
- 2) The Infinex Financial Group (IFG) investment statements are presented and reviewed at each quarterly IDA meeting. In addition, the investment account is reviewed against approved financial strategy once a year during an in-person review with Janice Kuhn, IFG representative.
- 3) The financials are audited by an independent third-party during the County audit."

Directors Pierce, Wolfe, and Ferrell confirmed no missing funds and thanked Director Waite for his service. They also expressed confidence that the financials are in good hands and safe.

David Weiss indicated the Board of Supervisors was aware of the complaint and found no substance to the complaint. Mr. Weiss thanked Director Waite for his participation on the IDA. The Board of Supervisors is waiting for the letter from Mr. Mitchell to add their comments.

A. FY2021 Year-to-Date Check Log

- Director Waite provided a brief overview of the check log.

Industrial Development Authority of the Clarke County, Virginia
April 22, 2021

B. Investments Year-to-Date Summary, Year-to-Date Budget, Bond Logs

- Director Waite provided a brief overview of the Investments, Budget Summary, and Bonds Logs.

C. FY2022 Draft Budget

- Provided a brief overview of the draft Budget for FY22. Noting the line item for \$15,000 Professional Services is only if the County needs consultant work.
- Director Waite asked Director Hart if the IDA should continue their annual contribution to the Lord Fairfax Small Business Development Center. Director Hart stated she believed this should continue and to expect a letter from the Lord Fairfax Small Business Development Center, Executive Director Christine Kriz.

Director Koontz, seconded by Director Wolfe, moved to approve the Treasurer's report, as presented.

Ben Cochran	-	Aye
Brian Ferrell	-	Aye
English Koontz	-	Aye
Rodney Pierce	-	Aye
Isreal Preston	-	Aye
William Waite	-	Aye
William Wolfe	-	Aye

5. New Business

A. *Director of Economic Development and Tourism Update*

- Convene group of hospitality owners/operators (topics to include TOT, short-term rentals, Civil War).
 - Group has met once in person. Discussion will continue.
- Engage stakeholders on the feasibility of a hotel in Berryville (this would include owners/operators in the region).
 - Work in progress – COVID consideration right now.
- Continue efforts on small business attraction, retention and expansion (seminars, promotion, assistance). I have also expanded this to include workforce initiatives and expansion.
 - Working regionally regarding talent attraction on a potential new website.

Industrial Development Authority of the Clarke County, Virginia
April 22, 2021

- We have brought in Virginia Career Works, the Virginia Employment Commission and other local and state agencies as needed for networking.
 - Continue working with the USDA regarding the REDI grant – how to attract outdoor recreational businesses.
 - Wrapping up latest Economic Gardening program. Will be working with company to ensure the program has value.
 - Working regionally regarding the Worlds of Work!, Workforce Initiative and programs Clarke County schools are currently involved in.
- Engage in a dialogue with property owners of vacant buildings and the developable land to spur economic activity.
 - Ongoing. Need to complete a database of property to expand conversations.
 - Evaluate what is needed to make the Berryville Main Street program viable and successful – report back to Joint Committee on recommendation.
 - Letter received from Berryville Main Street regarding reorganizing.
 - Formalize website and social media strategies for economic development.
 - Work in progress regarding updates.
 - Establish relationships, and provide training for, realtors in the area.
 - In regular conversations with ED Nancy Silva.
 - Made introduction to Anne Herring, USDA for follow up training.
 - Made BRAR aware of new Waterloo water/sewer program.
 - Continue meeting one-on-one with realtors.
 - Develop and implement an incentive program using the CARES funding.
 - Program completed.

Other projects:

Economic Development

- Regionally we are part of the Small Business Resiliency Team program as part of the GOVirginia – this is in partnership with Lord Fairfax Small Business Development Center. This program assists small businesses with marketing, financial guidance, creation of an e-commerce website and accounting software.
- Regionally working with the GOVirginia Economic Resilience and Recovery (ERR) Program – to make local businesses aware of this program.
- Shared Spotted Lanternfly information with many of our local business. Clarke County is now a state recognized quarantined area so any local business who travels outside CC is required to get a permit and perform due diligence on site. We have also created partnerships with Blandy and the Clarke County Farmers' Market to help get the word out.

Industrial Development Authority of the Clarke County, Virginia
April 22, 2021

- Working with Virginia Economic Development Partnership concerning Clarke County's strengths and weaknesses and where opportunities are.
- Continue having broadband meetings/updates/phone calls.
- Continue to utilize Christine Kriz from the Lord Fairfax Small Business Development Center. She has been either visiting in person or has had conference calls with several more of our businesses.
- Regionally participating in the Startup Shenandoah Valley program. This program works with businesses to identify and address their risks while scaling up.
- Continue conversations with realtors/potential property owners considering Clarke County
- Continue to meet regularly with Christy Dunkle for updates/catch up.
- I continue to meet regularly with Clarke County's Planning and zoning Directors for updates/catch ups.
- Work/talk continues on both the Waterloo and the Double Tollgate areas.
- Continue hosting weekly meetings with Frederick County and City of Winchester EDAs. Also part of the group is Christine Kriz with Lord Fairfax Small Business Development Center and Cynthia Snyder with the Top of Virginia Chamber.
- Clarke County had a slight uptick in the unemployment rate – smaller than other localities.

Tourism

- Continue conversations with our local farmers/farm markets about needs and opportunities
- Our partnership in the Shenandoah Valley Spirits Trail continues to show results. Social media and website stats are improving and we are getting visitors from further away – and they are sharing and posting positive comments on our wineries and breweries.
- Continue to write blogs for state, regional and local use
- Expanded blog opportunities listings with the Shenandoah Valley Tourism Partnership (SVTP) and the Shenandoah Valley Travel Association (SVTA)
- Updated the Virginia Tourism Corporation (VTC) website regarding Clarke County and our assets/businesses.
- Dinosaur Land success!

Note: see below the updated PPP stats to date from Christine Kriz at Lord Fairfax Small Business Development Center

Total Loans: 2,194,420
 Total Amount: \$156,253,510,068
 Average Loan Size: \$71,000

Additional Data Category:	Total #:	Total \$:	Ave. \$:
1 st draw loans:	704,357	\$15,575,447,263	\$22,078
10 or fewer employees:	684,058	\$10,809,759,318	\$15,802
LMI & less than \$250,000 in sales:	175,719	\$3,304,084,423	\$18,803
2 nd draw loans:	1,490,063	\$140,738,062,805	\$94,451
10 or fewer employees:	1,114,965	\$36,578,046,482	\$32,806

Industrial Development Authority of the Clarke County, Virginia
 April 22, 2021

LMI & less than \$250,000 in sales:	313,829	\$16,002,382,719	\$50,991
Small Banks (<\$10B):	891,651	\$60,735,004,434	\$68,115
Loans \$50K or less: 70.8%			
Loans \$50K - \$100K: 13.1%			
Top Lenders:		JP Morgan Chase	\$74,000
		Bank of America	\$60,000
		Itria Ventures	\$28,000
		PNC	\$100,000
		Cross River Bank	\$23,000
Top Industry:		NAICS 72	18%
Hispanic loan recipients:	77,554	\$4,303,993,068	\$56,012
Black loan recipients:	113,617	\$3,056,970,898	\$26,906
Virginia Results:	40,523	\$3,326,483,232	\$82,089

To date, the Commonwealth represents 2.1% of the total dollar volume of PPP funds approved and 1.8% of the total number of loans granted, but the average loan is slightly higher. These results appear to be lower than the loans granted in the first round of PPP funding in 2020.

- Director Hard mentioned a new business opening up, Oakhurst, and their ribbon cutting on May 10, 2021, at 10:00 am.
- Director Hart brought to the attention Ms. Cathy Seal, Director of Curriculum and Instruction at the Clarke County Public Schools. Made introductions to an additional seven (7) companies for student interaction.

B. Double Toll Gate discussion

- Director Hart gave an update to the Double Toll Gate activity and conversations with Frederick County. David Weiss expanded on the update.

C. Roles & Responsibilities

- Director Hart reviewed the Roles and Responsibilities and how she would be assisting the IDA. Information will be provided before the next meeting scheduled for July 22, 2021. Director Hart will give a list of businesses to the Directors and have further discussion at that time.
- Director Waite requested the forms provided to the IDA to use in aiding discussions with business owners to be simplistic in nature. The Directors are not experts but are happy to assist Director Hart in getting answers to question she may have.

Industrial Development Authority of the Clarke County, Virginia
 April 22, 2021

- Director Hart followed up with a discussion on what was being heard from business owners regarding their businesses. Many businesses within the County are having difficulties finding employees. Berryville Graphics is looking for 80 employees, and other companies are having to cut back hours due to a lack of staff.

- Director Cochran spoke about the potential purchase of the Mercke property. He also made mention of the property for sale in the business park.

Staff to do's:

- Process approved minutes.
- Provide a list of businesses to IDA Directors.
- Provide the questionnaire to the IDA Directors for review.

6. Next Meeting

The next meeting is scheduled for Thursday, July 22, 2021, at 1:00 pm.

7. Adjournment

Director Waite, seconded by Director Cochran, moved to adjourn the meeting.

Ben Cochran	-	Aye
Brian Ferrell	-	Aye
English Koontz	-	Aye
Rodney Pierce	-	Aye
Isreal Preston	-	Aye
William Waite	-	Aye
William Wolfe	-	Aye

At 2:03 pm, Director Ferrell adjourned the meeting.

Minutes transcribed by Tiffany R. Kemp, IDA Clerk

Secretary/Treasurer Report

By Bill Waite

- Check Log
 - Action: Treasurer recommends acceptance
- Investments YTD Summary, YTD Budget, Bonds Log
 - Action: Information Only
- FY2022 Budget
 - Action: Move to approve as presented or amended

Industrial Development Authority of the Clarke County Virginia - Check Log

Fiscal Year	Check Number	Date	Description	Category	Clear	Debit (-)	Credit (+)	Balance	Additional Information
2021	615	7/23/2020	Bill Waite	Director Fees	C	\$50.00		\$39,124.45	Meeting 7/23/20, check cut 7/23/20, check cleared 7/28/20
2021	616	7/23/2020	Brian Ferrell	Director Fees	C	\$50.00		\$39,074.45	Meeting 7/23/20, check cut 7/23/20, check cleared 7/29/20
2021	617	7/23/2020	Ben Cochran	Director Fees	Void	\$50.00	\$50.00	\$39,074.45	Meeting 7/23/20; Not in attendance, check destroyed
2021	618	7/23/2020	English Koontz	Director Fees	Void	\$50.00	\$50.00	\$39,074.45	Meeting 7/23/20; Not in attendance, check destroyed
2021	619	7/23/2020	Rodney Pierce	Director Fees	C	\$50.00		\$39,024.45	Meeting 7/23/20, check cut 7/23/20, check cleared 7/27/20
2021	620	7/23/2020	Isreal Preston	Director Fees	C	\$50.00		\$38,974.45	Meeting 7/23/20, check cut 7/23/20, check cleared 8/18/20
2021	621	7/23/2020	William Wolfe	Director Fees	C	\$50.00		\$38,924.45	Meeting 7/23/20, check cut 7/23/20, check cleared 9/4/20
2021	622	8/24/2020	Lord Fairfax Small Business Development Center	Civic Contribution	C	\$6,000.00		\$32,924.45	FY21 Annual Civic Contribution, check cleared 9/1/20
2021		11/5/2020	Balance from statement	Balance				\$32,924.45	Statement ending 10/31/2020; received 11/5/20 TRK
2021	624	11/12/2020	Rodney Pierce	Director Fees	C	\$50.00		\$32,874.45	Meeting 10/22/20, Check Cut 11/12/20, Check Cleared 11/24/20
2021	625	11/12/2020	William Wolfe	Director Fees	C	\$50.00		\$32,824.45	Meeting 10/22/20, Check Cut 11/12/20, Check Cleared 11/24/20
2021		12/7/2020	Balance from statement	Balance				\$32,824.45	Statement ending 11/30/2020; received 12/7/20 TRK
2021	623	11/12/2020	Brian Ferrell	Director Fees	C	\$50.00		\$32,774.45	Meeting 10/22/20, Check Cut 11/12/20, Check Cleared 12/01/20
2021	626	11/12/2020	Ben Cochran	Director Fees	C	\$50.00		\$32,724.45	Meeting 10/22/20, Check Cut 11/12/20, Check Cleared 12/02/20
2021		1/8/2021	Balance from statement	Balance				\$32,724.45	Statement ending 12/31/2020; received 01-08-2021 TRK
2021		2/4/2021	Balance from statement	Balance				\$32,724.45	Statement ending 1/31/2021; received 02-04-2021 TRK
2021	627	1/30/2021	Bill Waite	Director Fees	C	\$50.00		\$32,674.45	Meeting 1/28/21, Check Cut 1/30/21, Check Cleared 2/4/21
2021	628	1/30/2021	Brian Ferrell	Director Fees	C	\$50.00		\$32,624.45	Meeting 1/28/21, Check Cut 1/30/21, Check Cleared 2/11/21
2021	629	1/30/2021	Ben Cochran	Director Fees	C	\$50.00		\$32,574.45	Meeting 1/28/21, Check Cut 1/30/21, Check Cleared 2/17/21
2021	630	1/30/2021	Rodney Pierce	Director Fees	C	\$50.00		\$32,524.45	Meeting 1/28/21, Check Cut 1/30/21, Check Cleared 2/9/21
2021	631	1/30/2021	English Koontz	Director Fees	C	\$50.00		\$32,474.45	Meeting 1/28/21, Check Cut 1/30/21, Check Cleared 2/10/21
2021	632	1/30/2021	Isreal Preston	Director Fees	C	\$50.00		\$32,424.45	Meeting 1/28/21, Check Cut 1/30/21, Check Cleared 2/11/21
2021	633	1/30/2021	Bill Wolfe	Director Fees	C	\$50.00		\$32,374.45	Meeting 1/28/21, Check Cut 1/30/21, Check Cleared 2/17/21
2021		2/4/2021	Shenandoah University	Bond Fees	C		\$3,907.50	\$36,281.95	Shenandoah University Bond Dues Deposited 2/4/21 by Director Waite
2021		2/4/2021	Lord Fairfax Community College	Bond Fees	C		\$2,864.52	\$39,146.47	Lord Fairfax Community College Bond Dues Deposited 2/4/11 by Director Waite
2021		2/28/2021	Balance from statement	Balance				\$39,146.47	Statement ending 02/28/2021; received 03/05/2021 TRK
2021		3/31/2021	Balance from statement	Balance				\$39,146.47	Statement ending 03/31/2021; received on 04/05/2021 TRK
2021	635	4/22/2021	Brian Ferrell	Director Fees	C	\$50.00		\$39,096.47	Meeting 4/22/21, Check Cut 4/22/21, Check Cleared 4/23/21
2021	637	4/22/2021	Ben Cochran	Director Fees	C	\$50.00		\$39,046.47	Meeting 4/22/21, Check Cut 4/22/21, Check Cleared 4/28/21
2021	638	4/22/2021	Rodney Pierce	Director Fees	C	\$50.00		\$38,996.47	Meeting 4/22/21, Check Cut 4/22/21, Check Cleared 4/23/21
2021	640	4/22/2021	English Koontz	Director Fees	C	\$50.00		\$38,946.47	Meeting 4/22/21, Check Cut 4/22/21, Check Cleared 4/26/21
2021		4/30/2021	Balance from statement	Balance				\$38,946.47	Statement ending 04/30/2021; received 05/06/2021 TRK
2021	639	5/11/2021	Bill Wolfe	Director Fees	C	\$50.00		\$38,896.47	Meeting 4/22/21, Check Cut 4/22/21, Check Cleared 5/11/21
2021	634	5/12/2021	Bill Waite	Director Fees	C	\$50.00		\$38,846.47	Meeting 4/22/21, Check Cut 4/22/21, Check Cleared 5/12/21
2021		5/31/21	Balance from statement	Balance				\$38,846.47	Statement ending 05/31/2021; Received 06/04/2021 TRK
2021	641	6/14/21	VACorp	Insurance		\$1,327.00		\$37,519.47	FY22 Insurance, Check cut 6/2/2021, cleared 6/14/2021
2021		6/30/21	Balance from statement	Balance				\$37,519.47	Statement ending 6/30/2021, Received 7/9/2021 TRK
	636		Isreal Preston	Director Fees		\$50.00			Meeting 4/22/2021, Check Cut 4/22/2021, Check Not Yet Cleared as of 6/30/2021 Statement

Expenditures Category	Amount	Jul-20	Aug-20	Sep-20	Oct-20	Nov-20	Dec-20	Jan-21	Feb-21	Mar-21	Apr-21	May-21	Jun-21	Expended YTD	Remaining Balance
Advertising	\$ 400													\$ -	\$ 400
Audit	\$ 1,675													\$ -	\$ 1,675
Civic Contributions	\$ 6,000		\$ 6,000.00											\$ 6,000.00	\$ -
Director Fees	\$ 1,400	\$ 250.00				\$ 100.00	\$ 100.00		\$ 350.00		\$ 200.00	\$ 100.00		\$ 1,100.00	\$ 300
Insurance	\$ 1,340												\$ 1,327.00	\$ 1,327.00	\$ 13
Postage	\$ 25													\$ -	\$ 25
Professional Services	\$ 1,250													\$ -	\$ 1,250
Professional Services	\$ 15,000													\$ -	\$ 15,000
Total Expenditures:	\$ 27,090	\$ 250.00	\$ 6,000.00	\$ -	\$ -	\$ 100.00	\$ 100.00	\$ -	\$ 350.00	\$ -	\$ 200.00	\$ 100.00	\$ 1,327.00	\$ 8,427.00	\$ 18,663

Estimated Revenues	Estimated Amount	Actual Revenue	+/- Estimate
Bonds:			
Grafton School, Inc. Bond	\$ 382.00	\$ -	\$ (382.00) Grafton Bond Payments complete
LFCC Bond	\$ 1,989.00	\$ 2,864.52	\$ 875.52
Shenandoah University Bond	\$ 2,908.00	\$ 3,907.50	\$ 999.50
	\$ 5,279.00	\$ 6,772.02	\$ 1,493.02
Interest Income:	\$ 3,200.00	\$ 2,648.01	\$ (551.99)
Total Revenue:	\$ 8,479.00	\$ 9,420.03	\$ 941.03

Author:
For FY22

FY2021 Investment Summary

Asset Summary	Jul '20	Aug '20	Sep '20	Oct '20	Nov '20	Dec '20	Jan '21	Feb '21	Mar '21	Apr '21	May '21	June '21	FY2021 YTD
Beginning Balance	102,895.08	\$105,573.96	\$108,088.64	\$106,850.72	\$105,753.70	\$112,472.42	\$114,573.03	\$113,614.22	\$114,717.64	\$117,580.62	\$120,392.32	121,717.38	
Dividends, Interest, & Other Income	\$ 251.49	\$ 224.85	\$ 224.50	\$ 225.85	\$ 209.57	\$ 373.65	\$ 112.33	\$ 203.50	\$ 203.52	\$ 211.95	\$ 204.80	202	\$ 2,648.01
Net Change in Portfolio	\$ 2,427.39	\$ 2,289.83	\$ (1,462.42)	\$ (1,322.87)	\$ 6,509.15	\$ 1,726.96	\$ (1,071.14)	\$ 899.92	\$ 2,659.46	\$ 2,599.75	\$ 1,120.26	254.61	\$ 16,630.90
Ending Balance	105,573.96	108,088.64	106,850.72	105,753.70	112,472.42	114,573.03	113,614.22	114,717.64	117,580.62	120,392.32	121,717.38	\$122,173.99	

FY2022 Draft for Approval 07-22-2021

Expenditures Category	FY2022 DRAFT Budget	FY2021 Approved Budget	Description	Change	Diff
Advertising	\$ 400	\$ 400	Public Hearings	\$ -	\$ -
Audit	\$ 1,680	\$ 1,680	RFC	\$ -	\$ -
Civic Contributions	\$ 6,000	\$ 6,000	*SBDC LFCC	\$ -	\$ -
Director Fees	\$ 1,400	\$ 1,400	Meeting Attendance	\$ -	\$ -
Insurance	\$ 1,345	\$ 1,345	VACorp	\$ -	\$ -
Postage	\$ 25	\$ 25		\$ -	\$ -
Professional Services	\$ 1,250	\$ 1,250	Legal	\$ -	\$ -
Professional Services	\$ 15,000	\$ 15,000	Engineering	\$ -	\$ -
Total Expenditures:	\$ 27,100	\$ 27,100		\$ -	\$ -

*Reevalutate when request made

Actual Revenues	FY2022 Estimated Bonds	FY2021 Actual	Actual Revenue
-----------------	------------------------------	------------------	----------------

Bonds:

Grafton School, Inc. Bond	\$ -	-	Grafton School Bond Payments Complete
LFCC Bond	\$ 2,865	\$ 2,865	
Shenandoah University Bond	\$ 3,908	\$ 3,908	
	\$ 6,773	\$ 6,772	

Interest Income:	\$ 2,100	\$ 3,100
Total Revenue:	\$ 8,873	\$ 9,872
Difference:	\$ (18,227)	\$ (17,228)

New Business

- Economic Development & Tourism Update
 - By Director Felicia Hart
- Broadband Efforts Update
 - By Director Felicia Hart
- Double Toll Gate Update
 - By Director Felicia Hart
- Discussion on Business Contacts for each Director

Goals

- #1 Convene group of hospitality owners/operators
 - Group has met once in person. Discussion continues as needed and when appropriate
 - I have not heard from anyone (good or bad) regarding the new meals tax
- #2 Engage stakeholders on the feasibility of a hotel in Berryville (this would include owners/operators in the region)
 - Work in progress – COVID major consideration right now
 - In another locality, one hotel has decided to hold off on building; in another locality two are holding off
 - In talking with other localities, a majority of the hotels are having difficulty hiring front line staff
 - Locally, the occupancy rate is holding at about 70% right now
 - Local hotels are competing against the AirBnBs and short term rentals
- #3 Continue efforts on small business attraction, retention and expansion (seminars, promotion, assistance). I have also expanded this to include workforce initiatives and expansion.
 - Working regionally regarding the Worlds of Work!, Workforce Initiative and programs Clarke County schools are currently involved in
 - We have brought in Virginia Career Works, the Virginia Employment Commission and other local and state agencies as needed for networking
 - Wrapped up the latest Economic Gardening program. Have met with participant and they are very pleased with results and end product
 - Note newest Clarke County unemployment numbers. We had an unemployment rate of 3.9% in March – lower than February's rate of 4% although some of our Main Street businesses are reducing hours because of the lack of employees applying.
 - See attachment #1 – full page ad paid for by Frederick County – **see attachment #1 – page 5**
- #4 Engage in a dialogue with property owners of vacant buildings and the developable land to spur economic activity.
 - Ongoing.
 - I update my list weekly of available properties.
- #5 Evaluate what is needed to make the Berryville Main Street program viable and successful – report back to Joint Committee on recommendation.
 - Letter received from Berryville Main Street regarding reorganizing.
 - I attended their recently held public meeting and they have elected 9 new board members. They are working now on developing committees.
- #6 Formalize website and social media strategies for economic development.
 - Work in progress regarding updates -
 - New website is in design works – will better enable us to post immediately and provide more pertinent information for those who use it

- #7 Establish relationships, and provide training for, realtors in the area.
- In regular conversations with Blue Ridge Association of Realtors (BRAR) ED Nancy Silva
 - Made introductions with ED and Clarke County High School officials as partnership for teaching students
 - Made BRAR aware of new Waterloo water/sewer program and the potential at Double Tollgate
 - Continue meeting one-on-one with realtors to learn of speedbumps/issues/concerns
- #8 Develop and implement an incentive program using the CARES funding
- Program completed
 - New funds are available through the American Rescue Plan. We are currently trying to understand how these new funds can be used, and when.

Other projects:

Economic Development

Continue having broadband meetings/updates/phone calls. We are looking at opportunities to use the new American Rescue Plan funds

On behalf of the Virginia Health Department, we are coordinating with local businesses to schedule on-site vaccines.

- This is a no-cost program that allows the Health Department to schedule on-site (at the businesses) vaccines for all their employees. This will help to eliminate manufacturing down time while at the same time vaccinating more people.

The Commissioner's Office will be visiting each restaurant/store to educate them on the recently passed meals tax program and will be distributing this information.

- Working with them, I developed handouts for our restaurants regarding available grant monies from the American Rescue Plan program.

Met with representatives from our local Department of Social Services to make them aware of several local programs and organizations for partnership opportunities.

- Made them aware of numerous existing programs their clients may be able to take advantage of. Made several introductions to local organizations/businesses for the DSS Director to speak at to update local elected officials (Town of Berryville) and citizens (civic clubs) as to DSS current reality. We have now set up quarterly meetings for regular updates.

Have monthly phone calls with representatives of the Virginia Economic Developers Association (VEDA). We continue to update them on current reality of Clarke County and regionally.

I have met several times with Ali Farahani, the owner of Oakhurst Cabinetry on Cattleman's Lane.

- I have made several introductions with local businesses and organizations and a couple of State organizations. I am continuing to work with him on needs/opportunities as they arise.

Continue to utilize Christine Kriz from the Lord Fairfax Small Business Development Center.

Regionally (Winchester, Frederick County, Clarke County) we had a meeting with Draper Aden regarding the EPA Community-Wide Brownfields Coalition Grant.

- This is a new opportunity grant program Clarke County agreed to participate in. The program will allow us to work with any property owner who is in need of an environmental site assessment in order to sell their property. This is especially pertinent for any older farms who may have used any chemicals or pesticides. This is a no cost program to the property owner or Clarke County. The program has a total value of \$600,000 with no match required.

Regionally participating in the Startup Shenandoah Valley program. This program works with businesses to identify and address their risks while scaling up.

Continue to meet regularly with Christy Dunkle for updates/catch up.

I continue to meet regularly with Clarke County's Planning and Zoning Directors for updates/catch ups.

Have monthly phone calls with representatives of the Virginia Economic Developers Partnership (VEDP). We continue to update them on current reality of Clarke County and regionally.

- VEDP is establishing a new division – Office of Education Economics. I have already made introductions with them and Clarke County High School officials to make them aware of the programs already in place here in Clarke County.
- Had a conference call with VEDP's representative regarding international sales.

Work/talk continues on both the Waterloo and the Double Tollgate areas. Clarke County is still awaiting word back from Frederick County regarding our water/sewer request.

Continue hosting weekly meetings with Frederick County and City of Winchester EDAs. Also part of the group is Christine Kriz with Lord Fairfax Small Business Development Center and Cynthia Snyder with the Top of Virginia Chamber.

Regionally we are part of the Small Business Resiliency Team program as part of the GOVirginia – this is in partnership with Lord Fairfax Small Business Development Center. This program assists small businesses with marketing, financial guidance, creation of an e-commerce website and accounting software.

See attachment #2, page 6 –
SmartAsset piece

Clarke County has been rated 8 of out 10 for 2020. See the methodology applied.

Working directly with Industrial Development Authority (IDA) and Economic Development Advisory Committee (EDAC) Committees to development personalized contact lists. This would give each of the committee members an opportunity to talk directly with businesses to find out

how we can be of greater assistance. We have a questionnaire that is a work in a progress to initiate conversation and help us understand how we can be of assistance.

Tourism

Continue to write blogs for state, regional and local use


Continue conversations with our local farmers/farm markets about needs and opportunities

Our partnership in the Shenandoah Valley Spirits Trail continues to show results. Social media and website stats are improving and we are getting visitors from further away. They are sharing and posting positive comments on our wineries and breweries.

Expanded blog opportunities listings with the Shenandoah Valley Tourism Partnership (SVTP) and the Shenandoah Valley Travel Association (SVTA)

Continue to update the Virginia Tourism Corporation (VTC) website regarding Clarke County and our assets/businesses.

- See attachment #5, page 15



**A TALENTED WORKFORCE IS CRITICAL
WE'RE BUILDING YOURS**



The Widget Cup
EST. 2019

THE WORKFORCE INITIATIVE
WINCHESTER • FREDERICK • CLARKE • WARREN • SHENANDOAH

THE EMPLOYER EXPO

CLARKE COUNTY, VIRGINIA
YesClarkeCounty.com

FREDERICK COUNTY, VIRGINIA
YesFrederickVA.com

WINCHESTER, VIRGINIA
DevelopWinchesterVA.com

The Economic Coalition of the Northern Shenandoah Valley is a partnership of four partner organizations to help build a strong, vibrant, and growing regional economy. Our members include: The Economic Development Authority of the Shenandoah Valley, the Shenandoah Valley Chamber of Commerce, the Shenandoah Valley Manufacturers Association, and the Shenandoah Valley Economic Development Authority.

105

Best Places for Small Business Owners

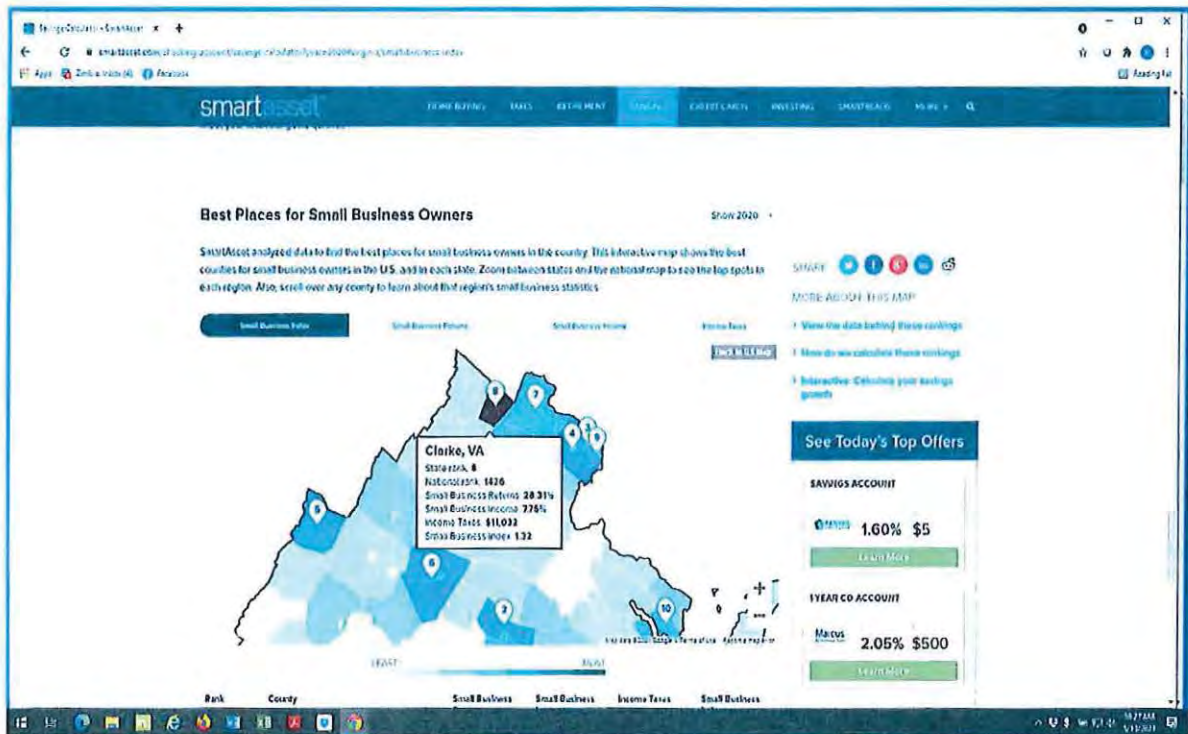
Show 2020

Show 2020

SmartAsset analyzed data to find the best places for small business owners in the country. This interactive map shows the best counties for small business owners in the U.S. and in each state. Zoom between states and the national map to see the top spots in each region. Also, scroll over any county to learn about that region's small business statistics.

[Small Business Index](#) [Small Business Returns](#) [Small Business Income](#) [Income Taxes](#)

[Back to US Map](#)



Rank	County	Small Business Returns	Small Business Income	Income Taxes	Small Business Index
1	Rappahannock, VA	35.83%	12.91%	\$11,032	53.30
2	Goochland, VA	32.15%	12.21%	\$11,032	47.98
3	Falls Church City, VA	28.53%	14.75%	\$11,032	45.26
4	Fairfax, VA	29.02%	12.13%	\$11,032	43.85
5	Highland, VA	32.38%	5.04%	\$11,032	42.68
6	Albemarle, VA	29.11%	9.44%	\$11,032	41.87
7	Loudoun, VA	28.46%	7.87%	\$11,032	39.81
8	Clarke, VA	28.31%	7.75%	\$11,032	39.52
9	Alexandria City, VA	26.63%	10.11%	\$11,032	39.17
10	Lancaster, VA	27.79%	7.88%	\$11,032	38.93
	VA	22.10%	8.10%	\$11,032	

Methodology Which places are best for small businesses owners? To answer this question, we considered **three factors**: the proportion of people in a county with small business income, how much business income those people reported and the amount of tax a potential resident must pay on their income.



To determine how attractive a region is for small business owners, we compared the number of tax returns that report small business income compared to the total tax-filing population of the region. Next, we compared the total amount of small business income to the overall amount of income reported in each region.

Small businesses are typically incorporated as pass-through entities, meaning that the business owners pay income taxes on the company profits rather than the company itself paying income tax. Because of this, income taxes can play a major role in determining the financial success of a given small business. To determine income tax burdens across counties, we used the national median household income. We then applied relevant deductions and exemptions before calculating federal, state and local income taxes for each location.

These three factors were then indexed and equally weighted to yield our small business index. Places with the highest small business index are the places which ranked the highest in the study.

Sources: Internal Revenue Service (IRS), US Census Bureau 2018 American Community Survey, Government Sources, SmartAsset

8
④

Broadband Efforts Update

Double Toll Gate Update



Industrial Development Authority of the County of Clarke Virginia

Ben Cochran, Brian Ferrell, English Koontz, Rodney Pierce, Isreal Preston, William Waite, David Weiss, William Wolfe

2021 Meeting Schedule

- January 28, 2021 – 2021 Organizational
- April 22, 2021
- July 22, 2021
- **October 28, 2021**
- January 27, 2022 – 2022 Organizational

Fourth Thursday, Quarterly
1:00 pm | Main Meeting Room

Adjourn

Reports in Packet

- 2021 Building Department Reports
 - o 2021 New Single Family Homes
 - o June 2021 Building Inspections Report
 - o June 2021 Project Application Report
- Clarke County Community Census

Building Department - Clarke County
New Single Family Dwellings 2021

	Battletown	Berryville	Boyce	Chapel	Greenway	Longmarsh	TOTAL	COMMENTS
January		5					5	
February		8					8	
March		6		1	1		8	
April		7		1	1		9	
May	1	14				1	16	
June	1	3		1	1	1	7	
July								
August								
September								
October								
November								
December								
TOTAL	2	43	0	3	3	2	53	

06/30/2021 16:16
2600mshayeb

Clarke County
INSPECTION REPORT

P 1
piinhrpt

Building Inspections

INSPECTIONS PERFORMED: 06/01/21 to 06/30/21

INSPECTION	DATE	BY	RSLT	PROJECT	CITY	AREA	LOCATION	OWNER	INSP ID	T
Final Closing Electr	06/15/21	DS	F	NRSF			508 WEEKS CT	D R HORTON INC	20045	A
Final Closing Mechan	06/15/21	DS	F	NRSF			508 WEEKS CT	D R HORTON INC	20046	A
Final Closing Buildi	06/15/21	DS	F	NRSF			508 WEEKS CT	D R HORTON INC	20047	A
Fire Off Mechanical	06/15/21	DS	P	NRSF	BVL		500 WEEKS CT	D R HORTON INC	19937	A
Basement Walls	06/15/21	DS	P	NRSF	BVL	BLTN	1609 SPRINGSBURY RD	WENCE LUKE TAYLOR & CHR	20039	A
Mechanical Rough In	06/24/21	DS	P	NRSF		CHPL	155 LLOYDS RIDGE LN	SRFT	18759	A
Insulation	06/25/21	DS	P	Garage	BLMT	CHPL	1953 MORGANS MILL RD	STEWART DAVID W & E HOP	17855	A
Insulation	06/25/21	DS	P	NRSF	BVL		34 PULLIAM CT	D R HORTON INC	18393	A
Framing	06/25/21	DS	P	NRSF		CHPL	155 LLOYDS RIDGE LN	SRFT	18751	A
Electrical Rough In	06/25/21	DS	P	NRSF		CHPL	155 LLOYDS RIDGE LN	SRFT	18753	A
Electric Service	06/25/21	DS	P	NRSF		CHPL	155 LLOYDS RIDGE LN	SRFT	18754	A
Plumbing Rough In	06/25/21	DS	P	NRSF		CHPL	155 LLOYDS RIDGE LN	SRFT	18757	A
Fire Off Mechanical	06/25/21	DS	F	NRSF	BVL		14 PULLIAM CT	D R HORTON INC	20113	A
Gas Line	06/25/21	DS	P	Gas Per-R	BVL	BLTN	57 GORDONS RIDGE LN	STITT DANIEL HUGH JR &	19454	A
Gas Line Pressure Te	06/25/21	DS	P	Gas Per-R	BVL	BLTN	57 GORDONS RIDGE LN	STITT DANIEL HUGH JR &	19455	A
Fire Off Mechanical	06/25/21	DS	F	NRSF	BVL		421 MCCORMICK CT	D R HORTON INC	20120	A
Framing	06/25/21	DS	P	NRSF	BVL		22 PULLIAM CT	D R HORTON INC	20121	A
Electric Service	06/25/21	DS	P	NRSF	BVL		22 PULLIAM CT	D R HORTON INC	20122	A
Electrical Rough In	06/25/21	DS	P	NRSF	BVL		22 PULLIAM CT	D R HORTON INC	20123	A
Plumbing Rough In	06/25/21	DS	P	NRSF	BVL		22 PULLIAM CT	D R HORTON INC	20124	A
Mechanical Rough In	06/25/21	DS	P	NRSF	BVL		22 PULLIAM CT	D R HORTON INC	20125	A
Gas Rough In	06/25/21	DS	P	NRSF	BVL		22 PULLIAM CT	D R HORTON INC	20126	A
Final Closing Gas	06/25/21	DS	P	Gas Per-R	BVL	BVL	517 BLOSSOM DR	TRIBBY GARY LYN	20155	A
Fire Off Mechanical	06/28/21	DS	F	NRSF	BVL		13 PULLIAM CT	D R HORTON INC	20174	A
Fire Off Mechanical	06/28/21	DS	F	NRSF	BVL		17 PULLIAM CT	D R HORTON INC	20175	A
Insulation	06/28/21	DS	P	NRSF	BVL		38 PULLIAM CT	D R HORTON INC	20176	A
Gas Line	06/28/21	DS	P	Gas Per-R	BVL		417 RIDGE RD	STEINMETZ WILLIAM M	20231	A
Gas Tank	06/28/21	DS	P	Gas Per-R	BVL		417 RIDGE RD	STEINMETZ WILLIAM M	20234	A
Fire Off Mechanical	06/28/21	DS	P	NRSF	BVL		9 PULLIAM CT	D R HORTON INC	20173	A
Shower Pan	06/28/21	DS	P	Add Res	BLMT	BLTN	203 EAGLE ROCK LN	TRENT CAROLYN ALISON &	20239	A
Plumbing Rough In	06/28/21	DS	P	NRSF		CHPL	1745 MILLWOOD RD	O'DONNELL MICHAEL K	20177	A
Electrical Rough In	06/28/21	DS	P	NRSF		CHPL	1745 MILLWOOD RD	O'DONNELL MICHAEL K	20178	A
Mechanical Rough In	06/28/21	DS	P	NRSF		CHPL	1745 MILLWOOD RD	O'DONNELL MICHAEL K	20179	A
Framing	06/28/21	DS	PWC	NRSF		CHPL	1745 MILLWOOD RD	O'DONNELL MICHAEL K	20180	A
Final Closing Buildi	06/28/21	DS	P	Deck/Porch	BYC	GNWY	807 CAREFREE LN	RINGER THOMAS R & RUTH	19990	A
Electrical Rough In	06/28/21	DS	P	NRSF	BVL		42 PULLIAM CT	D R HORTON INC	18370	A
Electric Service	06/28/21	DS	P	NRSF	BVL		42 PULLIAM CT	D R HORTON INC	18371	A
Plumbing Rough In	06/28/21	DS	P	NRSF	BVL		42 PULLIAM CT	D R HORTON INC	18374	A
Mechanical Rough In	06/28/21	DS	P	NRSF	BVL		42 PULLIAM CT	D R HORTON INC	18376	A
Plumbing Groundworks	06/28/21	DS	P	NRSF			526 WEEKS CT	D R HORTON INC	19300	A
Plumbing Rough In	06/28/21	DS	P	Rmdl Res	BVL	BVL	12 WEST FAIRFAX ST	WHITSON PATRICK & KATHL	20156	A
Final Closing Gas	06/28/21	DS	P	Gas Per-R	BVL	BVL	513 PAGE ST	GALATI EDWARD	20064	A
Sewer Line	06/28/21	DS	P	NRSF			526 WEEKS CT	D R HORTON INC	20160	A
Water Line	06/28/21	DS	P	NRSF			526 WEEKS CT	D R HORTON INC	20162	A
Gas Rough In	06/28/21	DS	P	NRSF	BVL		42 PULLIAM CT	D R HORTON INC	20165	A
Framing	06/28/21	DS	PWC	NRSF	BVL		42 PULLIAM CT	D R HORTON INC	20227	A
Footings	06/28/21	DS	F	Deck/Porch	BYC	CHPL	3057 CALMES NECK LN	KING-GILBERT JAKE & JAN	19707	A
Final Closing Electr	06/28/21	DS	F	NRSF		BLTN	3369 SHEPHERDS MILL RD	HAVEN WOOD FARM LLC	17209	A
Final Closing Plumbi	06/28/21	DS	F	NRSF		BLTN	3369 SHEPHERDS MILL RD	HAVEN WOOD FARM LLC	17212	A
Final Closing Mechan	06/28/21	DS	F	NRSF		BLTN	3369 SHEPHERDS MILL RD	HAVEN WOOD FARM LLC	17214	A
Final Closing Buildi	06/28/21	DS	F	NRSF		BLTN	3369 SHEPHERDS MILL RD	HAVEN WOOD FARM LLC	17215	A
Basement Walls	06/29/21	DS	P	NRSF	BVL	BLTN	1609 SPRINGSBURY RD	WENCE LUKE TAYLOR & CHR	20214	A

06/30/2021 16:16
2600mshayeb

Clarke County
INSPECTION REPORT

P 2
piinhrpt

Building Inspections

INSPECTIONS PERFORMED: 06/01/21 to 06/30/21

INSPECTION	DATE	BY	RSLT	PROJECT	CITY	AREA	LOCATION	OWNER	INSP ID	T
Electric Service	06/29/21	DS	P	ELEC RES	BYC	BYC	104 SARATOGA AVE	LAMBERT GEORGE ET AL	19841	A
Final Closing Electr	06/29/21	DS	P	ELEC RES	BYC	BYC	104 SARATOGA AVE	LAMBERT GEORGE ET AL	19842	A
Gas Rough In	06/29/21	DS	P	Gas Per-R	BYC	GNWY	113 BURCH LN	BUONASSISSI JOSEPH V II	19883	A
Gas Line	06/29/21	DS	P	Gas Per-R	BYC	GNWY	113 BURCH LN	BUONASSISSI JOSEPH V II	19884	A
Final Closing Electr	06/29/21	DS	P	NRSF	BYC	GNWY	189 JUNIPER LN	WATTS BUILDERS & HOME I	5978	A
Final Closing Plumbi	06/29/21	DS	PWC	NRSF	BYC	GNWY	189 JUNIPER LN	WATTS BUILDERS & HOME I	5981	A
Final Closing Buildi	06/29/21	DS	PWC	NRSF	BYC	GNWY	189 JUNIPER LN	WATTS BUILDERS & HOME I	5984	A
Final Closing Gas	06/29/21	DS	P	NRSF	BYC	GNWY	189 JUNIPER LN	WATTS BUILDERS & HOME I	20194	A
Fireplace Throat	06/29/21	DS	P	NRSF	BYC	GNWY	3080 MILLWOOD RD	LIONS GATE FARM LLC	20215	A
Final Closing Mechan	06/29/21	DS	P	Mech Per-C	BYC	GNWY	49 POWHATAN LN	POWHATAN SCHOOL	19216	A
Final Closing Mechan	06/29/21	DS	P	MechPer-R	BVL	LNGM	456 TRAPP HILL RD	TIPPETS JOSEPH & ELBA S	18922	A
Slab Garage/Carport	06/30/21	DS	P	NRSF	BVL		1150 LEWISVILLE RD	WARFIELD HOMES INC	20256	A
Slab Porch/Deck	06/30/21	DS	P	NRSF	BVL		1150 LEWISVILLE RD	WARFIELD HOMES INC	20257	A
Final Closing Mechan	06/30/21	DS	PWC	NRSF	BYC	GNWY	189 JUNIPER LN	WATTS BUILDERS & HOME I	5983	A
Final Closing Electr	06/30/21	DS	F	NRSF	WHPT	GNWY	841 WHITE POST RD	JORDON WILLIAM W II & M	18949	A
Final Closing Buildi	06/30/21	DS	F	NRSF	WHPT	GNWY	841 WHITE POST RD	JORDON WILLIAM W II & M	18955	A
Footings	06/30/21	DS	P	Add Res	BVL	LNGM	172 TRIPLE J RD	DRAKE KYLE BRADFORD	20220	A

INSPECTOR TOTALS: 69 INSPECTIONS FEES: .00 PAID TO DATE: .00 UNPAID: .00

Framing	06/01/21	JR	P	Deck/Porch	BVL	BVL	201 SOUTH CHURCH ST	FABIN RONALD L & JANET	18434	A
Final Closing Buildi	06/01/21	JR	F	Rmdl Res	BVL	BVL	210 NORTH BUCKMARSH ST	MELLEN GROUP LLC	17658	A
Framing Porch/Deck	06/01/21	JR	F	Rmdl Res	BVL	BVL	210 NORTH BUCKMARSH ST	MELLEN GROUP LLC	19740	A
Final Closing Electr	06/01/21	JR	F	Rmdl Res	BVL	BVL	210 NORTH BUCKMARSH ST	MELLEN GROUP LLC	19808	A
Final Closing Plumbi	06/01/21	JR	P	Rmdl Res	BVL	BVL	210 NORTH BUCKMARSH ST	MELLEN GROUP LLC	19809	A
Final Closing Mechan	06/01/21	JR	F	Rmdl Res	BVL	BVL	210 NORTH BUCKMARSH ST	MELLEN GROUP LLC	19810	A
Framing	06/01/21	JR	F	Rmdl Res	BVL	BVL	222 LIBERTY ST	ARSLAN CHRISTOPHER	19653	A
Electrical Rough In	06/01/21	JR	F	Rmdl Res	BVL	BVL	222 LIBERTY ST	ARSLAN CHRISTOPHER	19785	A
Plumbing Rough In	06/01/21	JR	F	Rmdl Res	BVL	BVL	222 LIBERTY ST	ARSLAN CHRISTOPHER	19786	A
Insulation	06/01/21	JR	P	ELEC RES	BVL	BVL	311 BRECKINRIDGE CT	SATWINDER SINGH & HARJI	19787	A
Insulation	06/01/21	JR	P	Add Comm	BVL	BVL	450 MOSBY BLVD	BERRYVILLE AL LLC	17842	A
Insulation	06/01/21	JR	P	NRSF	CHPL		19506 BLUE RIDGE MTN RD	FRIEDMAN ROGER & JESSIC	15385	A
Framing Porch/Deck	06/01/21	JR	P	NRSF	CHPL		19506 BLUE RIDGE MTN RD	FRIEDMAN ROGER & JESSIC	19710	A
Insulation	06/01/21	JR	P	NRSF	BVL	CHPL	244 JANEVILLE RD	HERNDON DAVID A &	19830	A
Gas Tank	06/01/21	JR	P	ELEC RES	FRYL	GNWY	633 SHENANDOAH RIVER LN	HOWELLS CHRISTOPHER P &	19783	A
Gas Line	06/01/21	JR	P	ELEC RES	FRYL	GNWY	633 SHENANDOAH RIVER LN	HOWELLS CHRISTOPHER P &	19784	A
Slab Porch/Deck	06/01/21	JR	P	NRSF	WHPT	GNWY	841 WHITE POST RD	JORDON WILLIAM W II & M	19827	A
Final Closing Mechan	06/01/21	JR	F	Add Comm	BVL	LNGM	225 RAMSBURG LN	CLARKE COUNTY HUMANE FO	19812	A
Electric Service	06/02/21	JR	P	NRSF			10 PULLIAM CT	D R HORTON INC	19822	A
Gas Rough In	06/02/21	JR	F	NRSF	BVL		26 PULLIAM CT	D R HORTON INC	19799	A
Framing	06/02/21	JR	F	NRSF	BVL		26 PULLIAM CT	D R HORTON INC	18141	A
Electrical Rough In	06/02/21	JR	F	NRSF	BVL		26 PULLIAM CT	D R HORTON INC	18143	A
Electric Service	06/02/21	JR	F	NRSF	BVL		26 PULLIAM CT	D R HORTON INC	18144	A
Plumbing Rough In	06/02/21	JR	F	NRSF	BVL		26 PULLIAM CT	D R HORTON INC	18147	A
Mechanical Rough In	06/02/21	JR	F	NRSF	BVL		26 PULLIAM CT	D R HORTON INC	18149	A
Insulation	06/02/21	JR	P	NRSF	BVL		421 MCCORMICK CT	D R HORTON INC	18154	A
Insulation	06/02/21	JR	P	NRSF	BVL		46 PULLIAM CT	D R HORTON INC	18182	A
Insulation	06/02/21	JR	PWC	NRSF	BVL		521 WEEKS CT	D R HORTON INC	18083	A
Electrical Rough In	06/02/21	JR	P	Rmdl Res	BVL	BLTN	443 POSSUM HOLLOW LN	SLACK TIMOTHY E & TEXAN	19798	A
Electric Service	06/02/21	JR	P	Rmdl Res	BVL	BLTN	443 POSSUM HOLLOW LN	SLACK TIMOTHY E & TEXAN	19931	A
Framing	06/02/21	JR	P	Rmdl Res	BVL	BVL	222 LIBERTY ST	ARSLAN CHRISTOPHER	19855	A
Plumbing Rough In	06/02/21	JR	P	Rmdl Res	BVL	BVL	222 LIBERTY ST	ARSLAN CHRISTOPHER	19856	A

06/30/2021 16:16
2600mshayeb

Clarke County
INSPECTION REPORT

P 3
piinhrpt

Building Inspections

INSPECTIONS PERFORMED: 06/01/21 to 06/30/21

INSPECTION	DATE	BY	RSLT	PROJECT	CITY	AREA	LOCATION	OWNER	INSP ID	T
Electrical Rough In	06/02/21	JR	P	Rmdl Res	BVL	BVL	222 LIBERTY ST	ARSLAN CHRISTOPHER	19857	A
Electrical Rough In	06/02/21	JR	P	Add Comm	BVL	BVL	450 MOSBY BLVD	BERRYVILLE AL LLC	19852	A
Final Closing Electr	06/02/21	JR	P	Garage	BYC	CHPL	2535 BISHOP MEADE RD	DROSSELMeyer SETH G & S	19788	A
Final Closing Buildi	06/02/21	JR	P	Garage	BYC	CHPL	2535 BISHOP MEADE RD	DROSSELMeyer SETH G & S	16291	A
FOUNDATION	06/02/21	JR	P	Add Res	BYC	GNWY	87 OLD WATERLOO RD	STEVENSON JUDITH M & MI	19789	A
Final Closing Plumbi	06/02/21	JR	P	Add Comm	BVL	LNGM	225 RAMSBURG LN	CLARKE COUNTY HUMANE FO	19836	A
Final Closing Electr	06/02/21	JR	P	Add Comm	BVL	LNGM	225 RAMSBURG LN	CLARKE COUNTY HUMANE FO	19811	A
Ditch Electric	06/02/21	JR	P	Elec Per-C	BVL	LNGM	34 WESTWOOD RD	CLARKE COUNTY SCHOOL BO	19870	A
Framing	06/03/21	JR	F	NRSF	BVL		26 PULLIAM CT	D R HORTON INC	19865	A
Electrical Rough In	06/03/21	JR	F	NRSF	BVL		26 PULLIAM CT	D R HORTON INC	19866	A
Plumbing Rough In	06/03/21	JR	F	NRSF	BVL		26 PULLIAM CT	D R HORTON INC	19867	A
Mechanical Rough In	06/03/21	JR	F	NRSF	BVL		26 PULLIAM CT	D R HORTON INC	19868	A
Gas Rough In	06/03/21	JR	P	NRSF	BVL		26 PULLIAM CT	D R HORTON INC	19869	A
Electric Service	06/03/21	JR	P	ELEC RES	CLK	BLTN	1391 CHILLY HOLLOW RD	LANDON RUDOLPH A II	19814	A
Final Closing Electr	06/03/21	JR	P	ELEC RES	CLK	BLTN	1391 CHILLY HOLLOW RD	LANDON RUDOLPH A II	19815	A
Final Closing Electr	06/03/21	JR	P	NRSF	BLMT	BLTN	176 LOST BOYS LN	HARRIS KIMBERLY R & AND	19805	A
Final Closing Mechan	06/03/21	JR	P	NRSF	BLMT	BLTN	176 LOST BOYS LN	HARRIS KIMBERLY R & AND	19806	A
Final Closing Buildi	06/03/21	JR	P	NRSF	BLMT	BLTN	176 LOST BOYS LN	HARRIS KIMBERLY R & AND	19807	A
Final Closing Buildi	06/03/21	JR	P	Deck/Porch	BLMT	BLTN	403 HONEYSUCKLE LN	SKINNER ANDREW A & TARA	18966	A
Footings	06/03/21	JR	P	Deck/Porch	BLMT	BLTN	774 BEECHWOOD LN	REYNOLDS JAMES M & DAYN	19207	A
Footings Porch/Deck	06/03/21	JR	F	Deck/Porch	BLMT	BLTN	774 BEECHWOOD LN	REYNOLDS JAMES M & DAYN	19906	A
Hydro Test	06/03/21	JR	P	Add Comm	BVL	BVL	450 MOSBY BLVD	BERRYVILLE AL LLC	19831	A
Fire Suppression Sys	06/03/21	JR	P	Add Comm	BVL	BVL	450 MOSBY BLVD	BERRYVILLE AL LLC	19832	A
Gas Tank	06/03/21	JR	P	NRSF	BVL	CHPL	244 JANEVILLE RD	HERNDON DAVID A &	19828	A
Gas Line	06/03/21	JR	P	NRSF	BVL	CHPL	244 JANEVILLE RD	HERNDON DAVID A &	19829	A
Slab Garage/Carport	06/04/21	JR	P	NRSF			155 LLOYDS RIDGE LN	SRFT	19863	A
Electric Service	06/04/21	JR	P	NRSF			155 LLOYDS RIDGE LN	SRFT	19864	A
Framing	06/04/21	JR	P	Rmdl Res	BVL	BLTN	117 BELL LN	STALEY GERALD C & MARGA	19859	A
Electrical Rough In	06/04/21	JR	P	Rmdl Res	BVL	BLTN	117 BELL LN	STALEY GERALD C & MARGA	19860	A
Mechanical Rough In	06/04/21	JR	P	Rmdl Res	BVL	BLTN	117 BELL LN	STALEY GERALD C & MARGA	19861	A
Slab Porch/Deck	06/04/21	JR	P	Garage	BVL	BLTN	117 BELL LN	STALEY GERALD C & MARGA	19934	A
Footings	06/04/21	JR	P	Garage	BVL	BLTN	117 BELL LN	STALEY GERALD C & MARGA	19711	A
Final Closing Mechan	06/04/21	JR	F	Rmdl Res	BVL	BVL	210 NORTH BUCKMARSH ST	MELLEN GROUP LLC	19851	A
Final Closing Buildi	06/04/21	JR	F	Rmdl Res	BVL	BVL	210 NORTH BUCKMARSH ST	MELLEN GROUP LLC	19848	A
Final Closing Electr	06/04/21	JR	F	Rmdl Res	BVL	BVL	210 NORTH BUCKMARSH ST	MELLEN GROUP LLC	19849	A
Final Closing Gas	06/07/21	JR	P	NRSF	BVL		417 MCCORMICK CT	D R HORTON INC	19858	A
Final Closing Electr	06/07/21	JR	P	NRSF	BVL		417 MCCORMICK CT	D R HORTON INC	17321	A
Final Closing Plumbi	06/07/21	JR	P	NRSF	BVL		417 MCCORMICK CT	D R HORTON INC	17324	A
Final Closing Mechan	06/07/21	JR	P	NRSF	BVL		417 MCCORMICK CT	D R HORTON INC	17326	A
Final Closing Buildi	06/07/21	JR	P	NRSF	BVL		417 MCCORMICK CT	D R HORTON INC	17327	A
Plumbing Rough In	06/07/21	JR	P	Rmdl Res	BVL	BLTN	117 BELL LN	STALEY GERALD C & MARGA	19862	A
Shower Pan	06/07/21	JR	P	Rmdl Res	BVL	BLTN	443 POSSUM HOLLOW LN	SLACK TIMOTHY E & TEXAN	19933	A
Plumbing Rough In	06/07/21	JR	F	Rmdl Res	BVL	BLTN	443 POSSUM HOLLOW LN	SLACK TIMOTHY E & TEXAN	19891	A
Final Closing Gas	06/07/21	JR	F	Gas Per-R	BVL	BVL	517 BLOSSOM DR	TRIBBY GARY LYN	19148	A
Electric Service	06/07/21	JR	P	Elec Per-C	BVL	LNGM		KERBY RICHARD A & JULIE	19650	A
Final Closing Buildi	06/07/21	JR	PWC	Rmdl Res	BVL	LNGM	425 FAIRVIEW LN	MORAN NEAL M & MARY D	18818	A
Final Closing Electr	06/07/21	JR	P	Rmdl Res	BVL	LNGM	425 FAIRVIEW LN	MORAN NEAL M & MARY D	19846	A
Final Closing Plumbi	06/07/21	JR	P	Rmdl Res	BVL	LNGM	425 FAIRVIEW LN	MORAN NEAL M & MARY D	19847	A
DrainTile	06/08/21	JR	P	Add Res	BVL	BLTN	300 SPRING HOUSE LN	SULLIVAN TIMOTHY PATRIC	20103	A
Mechanical Rough In	06/08/21	JR	P	Rmdl Res	BVL	BLTN	443 POSSUM HOLLOW LN	SLACK TIMOTHY E & TEXAN	19871	A
Electrical Rough In	06/08/21	JR	P	SPIG	BVL	BVL	136 HERMITAGE BLVD	HOUCK JOAN P & LAURIE R	19890	A
Final Closing Electr	06/08/21	JR	P	ELEC RES	BVL	BVL	404 LINDSAY CT	GALLAGHER MARC A	19821	A

06/30/2021 16:16
2600mshayeb

Clarke County
INSPECTION REPORT

P 4
piinhrpt

Building Inspections

INSPECTIONS PERFORMED: 06/01/21 to 06/30/21

INSPECTION	DATE	BY	RSLT	PROJECT	CITY	AREA	LOCATION	OWNER	INSP ID	T
Final Closing Electr	06/08/21	JR	P	Solar	BVL	CHPL	5679 SENSENY RD	PHELAN HEIDI	19402	A
Final Closing Buildi	06/08/21	JR	P	Solar	BVL	CHPL	5679 SENSENY RD	PHELAN HEIDI	19403	A
Final Closing Plumbi	06/08/21	JR	NE	PlumPer-R	BYC	GNWY	2799 SWIFT SHOALS RD	F & G LIMITED PARTNERSH	18919	A
Final Closing Electr	06/08/21	JR	P	Solar	BYC	GNWY	664 COUNTRY CLUB LN	CARTER JOHN B & PAGE S	18237	A
Final Closing Buildi	06/08/21	JR	P	Solar	BYC	GNWY	664 COUNTRY CLUB LN	CARTER JOHN B & PAGE S	18238	A
Footings	06/08/21	JR	P	Add Res	BVL	LNGM	1245 MOOSE RD	LANHAM JAMES B & CATHER	19898	A
Final Closing Buildi	06/08/21	JR	P	Com Access	BVL	LNGM	225 AL SMITH CIR	BOARD OF SUPERVISORS	19194	A
Electrical Rough In	06/09/21	JR	P	NRSF	BVL		26 PULLIAM CT	D R HORTON INC	19909	A
Plumbing Rough In	06/09/21	JR	P	NRSF	BVL		26 PULLIAM CT	D R HORTON INC	19910	A
Mechanical Rough In	06/09/21	JR	P	NRSF	BVL		26 PULLIAM CT	D R HORTON INC	19911	A
Framing	06/09/21	JR	PWC	NRSF	BVL		26 PULLIAM CT	D R HORTON INC	19935	A
Electric Service	06/09/21	JR	F	NRSF	BVL		26 PULLIAM CT	D R HORTON INC	19963	A
Electric Service	06/09/21	JR	F	NRSF	BVL		30 PULLIAM CT	D R HORTON INC	19961	A
Framing	06/09/21	JR	PWC	NRSF	BVL		30 PULLIAM CT	D R HORTON INC	19913	A
Electrical Rough In	06/09/21	JR	P	NRSF	BVL		30 PULLIAM CT	D R HORTON INC	19914	A
Plumbing Rough In	06/09/21	JR	P	NRSF	BVL		30 PULLIAM CT	D R HORTON INC	19915	A
Mechanical Rough In	06/09/21	JR	P	NRSF	BVL		30 PULLIAM CT	D R HORTON INC	19916	A
Gas Rough In	06/09/21	JR	P	NRSF	BVL		30 PULLIAM CT	D R HORTON INC	19917	A
Slab	06/09/21	JR	P	Com Access	BVL	BLTN	180 GRAFTON LN	GRAFTON SCHOOL INC	19970	A
Ditch Electric	06/09/21	JR	P	Accessory	BLMT	BLTN	309 HEMLOCK LN	CALLIS DEBORAH LYNN & R	19927	A
Conduit	06/09/21	JR	P	Accessory	BLMT	BLTN	309 HEMLOCK LN	CALLIS DEBORAH LYNN & R	19928	A
Final Closing Electr	06/09/21	JR	F	Rmdl Res	BVL	BVL	222 LIBERTY ST	ARSLAN CHRISTOPHER	19853	A
Final Closing Plumbi	06/09/21	JR	P	Rmdl Res	BVL	BVL	222 LIBERTY ST	ARSLAN CHRISTOPHER	19854	A
Final Closing Buildi	06/09/21	JR	PWC	Rmdl Res	BVL	BVL	222 LIBERTY ST	ARSLAN CHRISTOPHER	19655	A
Electric Service	06/09/21	JR	P	ELEC RES	BYC	BYC	3 OLD CHAPEL AVE	GARLITZ JULIE Y & ROBER	19769	A
Final Closing Electr	06/09/21	JR	P	ELEC RES	BYC	BYC	3 OLD CHAPEL AVE	GARLITZ JULIE Y & ROBER	19770	A
Electric Service	06/09/21	JR	P	ELEC RES	BYC	CHPL	2117 OLD CHAPEL RD	BURCHAM LINDA	19888	A
Framing Porch/Deck	06/09/21	JR	P	NRSF	BVL	CHPL	277 KINSKY LN	EYCHNER DENNIS W & KATH	19930	A
Framing Porch/Deck	06/09/21	JR	P	NRSF	BVL	CHPL	277 KINSKY LN	EYCHNER DENNIS W & KATH	20101	A
Final Closing Gas	06/09/21	JR	P	MechPer-R	WHPT	GNWY	314 VISTA LN	BARAQUIO JEANETTE	19850	A
Framing	06/10/21	JR	P	NRSF	BVL		14 PULLIAM CT	D R HORTON INC	18770	A
Gas Rough In	06/10/21	JR	P	NRSF	BVL		14 PULLIAM CT	D R HORTON INC	19922	A
Electrical Rough In	06/10/21	JR	P	NRSF	BVL		14 PULLIAM CT	D R HORTON INC	18772	A
Electric Service	06/10/21	JR	P	NRSF	BVL		14 PULLIAM CT	D R HORTON INC	18773	A
Plumbing Rough In	06/10/21	JR	P	NRSF	BVL		14 PULLIAM CT	D R HORTON INC	18776	A
Mechanical Rough In	06/10/21	JR	P	NRSF	BVL		14 PULLIAM CT	D R HORTON INC	18778	A
Framing	06/10/21	JR	P	NRSF	BVL		18 PULLIAM CT	D R HORTON INC	18422	A
Electrical Rough In	06/10/21	JR	P	NRSF	BVL		18 PULLIAM CT	D R HORTON INC	18424	A
Electric Service	06/10/21	JR	P	NRSF	BVL		18 PULLIAM CT	D R HORTON INC	18425	A
Plumbing Rough In	06/10/21	JR	P	NRSF	BVL		18 PULLIAM CT	D R HORTON INC	18428	A
Mechanical Rough In	06/10/21	JR	P	NRSF	BVL		18 PULLIAM CT	D R HORTON INC	18430	A
Gas Rough In	06/10/21	JR	P	NRSF	BVL		18 PULLIAM CT	D R HORTON INC	19921	A
Meeting with Inspect	06/10/21	JR	P	Accessory	BLMT	BLTN	1170 RETREAT RD	COLVARD ANITA L TRUSTEE	19923	A
Electrical Rough In	06/10/21	JR	P	Deck/Porch	BLMT	BLTN	774 BEECHWOOD LN	REYNOLDS JAMES M & DAYN	19972	A
Framing	06/10/21	JR	P	Deck/Porch	BLMT	BLTN	774 BEECHWOOD LN	REYNOLDS JAMES M & DAYN	19208	A
Final Closing Buildi	06/10/21	JR	P	ELEC RES	BVL	BVL	311 BRECKINRIDGE CT	SATWINDER SINGH & HARJI	19939	A
Final Closing Electr	06/10/21	JR	P	ELEC RES	BVL	BVL	311 BRECKINRIDGE CT	SATWINDER SINGH & HARJI	18727	A
Electrical Rough In	06/10/21	JR	P	Garage	BLMT	CHPL	1953 MORGANS MILL RD	STEWART DAVID W & E HOP	19964	A
Electric Service	06/10/21	JR	P	ELEC RES	BVL	CHPL	244 ANNFIELD RD	MOLER JAMES D TRUSTS &	19893	A
Final Closing Electr	06/10/21	JR	P	ELEC RES	BVL	CHPL	244 ANNFIELD RD	MOLER JAMES D TRUSTS &	19894	A
Mechanical Rough In	06/10/21	JR	P	MechPer-R	BYC	GNWY	886 CAREFREE LN	CLAY FORREST PATRICK	16823	A
Backfill	06/11/21	JR	P	NRSF	BVL		1150 LEWISVILLE RD	WARFIELD HOMES INC	19981	A

06/30/2021 16:16
2600mshayeb

Clarke County
INSPECTION REPORT

P 5
piinhrpt

Building Inspections

INSPECTIONS PERFORMED: 06/01/21 to 06/30/21

INSPECTION	DATE	BY	RSLT	PROJECT	CITY	AREA	LOCATION	OWNER	INSP ID	T
DrainTile	06/11/21	JR	P	NRSF	BVL		1150 LEWISVILLE RD	WARFIELD HOMES INC	19982	A
Gas Rough In	06/11/21	JR	P	NRSF	BVL		34 PULLIAM CT	D R HORTON INC	19962	A
Framing	06/11/21	JR	PWC	NRSF	BVL		34 PULLIAM CT	D R HORTON INC	19912	A
Electrical Rough In	06/11/21	JR	P	NRSF	BVL		34 PULLIAM CT	D R HORTON INC	18394	A
Electric Service	06/11/21	JR	P	NRSF	BVL		34 PULLIAM CT	D R HORTON INC	18395	A
Plumbing Rough In	06/11/21	JR	P	NRSF	BVL		34 PULLIAM CT	D R HORTON INC	18398	A
Mechanical Rough In	06/11/21	JR	P	NRSF	BVL		34 PULLIAM CT	D R HORTON INC	18400	A
Final Closing Electr	06/11/21	JR	F	NRSF			508 WEEKS CT	D R HORTON INC	17042	A
Final Closing Plumbi	06/11/21	JR	P	NRSF			508 WEEKS CT	D R HORTON INC	17045	A
Final Closing Mechan	06/11/21	JR	F	NRSF			508 WEEKS CT	D R HORTON INC	17047	A
Final Closing Buildi	06/11/21	JR	F	NRSF			508 WEEKS CT	D R HORTON INC	17048	A
Final Closing Gas	06/11/21	JR	P	NRSF			508 WEEKS CT	D R HORTON INC	19936	A
Plumbing Rough In	06/11/21	JR	P	Rmdl Res	BVL	BLTN	443 POSSUM HOLLOW LN	SLACK TIMOTHY E & TEXAN	19932	A
Framing	06/11/21	JR	F	Rmdl Res	BVL	BLTN	443 POSSUM HOLLOW LN	SLACK TIMOTHY E & TEXAN	19180	A
Final Closing Buildi	06/11/21	JR	P	Tents Lrg	WHPT	GNWY	830 LONG BRANCH LN	ISAACS HARRY Z	18104	A
Final Closing Buildi	06/11/21	JR	F	Garage	WHPT	GNWY	91 WHITE POST RD	GUZMAN SANDOVAL JOSE JE	17259	A
Fire Off Mechanical	06/14/21	JR	P	NRSF			10 PULLIAM CT	D R HORTON INC	19973	A
Fire Off Mechanical	06/14/21	JR	P	NRSF	BVL		2 PULLIAM CT	D R HORTON INC	19975	A
Insulation	06/14/21	JR	F	NRSF	BVL		26 PULLIAM CT	D R HORTON INC	18142	A
Insulation	06/14/21	JR	F	NRSF	BVL		30 PULLIAM CT	D R HORTON INC	18410	A
Fire Off Mechanical	06/14/21	JR	P	NRSF	BVL		5 PULLIAM CT	D R HORTON INC	19976	A
Fire Off Mechanical	06/14/21	JR	P	NRSF	BVL		6 PULLIAM CT	D R HORTON INC	19974	A
Fire Off Mechanical	06/14/21	JR	F	NRSF	BVL		9 PULLIAM CT	D R HORTON INC	19977	A
Framing	06/14/21	JR	F	Accessory	BLMT	BLTN	254 GOOD SHEPHERD RD	BREEDEN CARYN D TRUSTEE	17784	A
Ditch Electric	06/14/21	JR	P	Add Res	BVL	BLTN	300 SPRING HOUSE LN	SULLIVAN TIMOTHY PATRIC	20104	A
Plumbing Rough In	06/14/21	JR	P	ELEC RES	BLMT	BLTN	397 SAW MILL HILL RD	PIERSON FRANK S JR	19960	A
Electrical Rough In	06/14/21	JR	P	ELEC RES	BLMT	BLTN	397 SAW MILL HILL RD	PIERSON FRANK S JR	19843	A
Final Closing Electr	06/14/21	JR	P	Garage	BVL	BLTN	458 BOOM RD	KMETZ LYNN ANN & SAMUEL	19965	A
Final Closing Plumbi	06/14/21	JR	P	Garage	BVL	BLTN	458 BOOM RD	KMETZ LYNN ANN & SAMUEL	19966	A
Final Closing Buildi	06/14/21	JR	P	Garage	BVL	BLTN	458 BOOM RD	KMETZ LYNN ANN & SAMUEL	16905	A
Final Closing Buildi	06/14/21	JR	P	Rmdl Res	BVL	BVL	222 LIBERTY ST	ARSLAN CHRISTOPHER	20102	A
Final Closing Plumbi	06/14/21	JR	P	PlumPer-R	BYC	GNWY	2799 SWIFT SHOALS RD	F & G LIMITED PARTNERSH	20040	A
Electric Service	06/14/21	JR	P	NRSF	WHPT	GNWY	841 WHITE POST RD	JORDON WILLIAM W II & M	18948	A
Slab	06/14/21	JR	P	Add Res	BVL	LNGM	1245 MOOSE RD	LANHAM JAMES B & CATHER	19938	A
Insulation	06/15/21	JR	P	NRSF	BVL		14 PULLIAM CT	D R HORTON INC	18771	A
Gas Rough In	06/15/21	JR	F	NRSF	BVL		38 PULLIAM CT	D R HORTON INC	19978	A
Framing	06/15/21	JR	F	NRSF	BVL		38 PULLIAM CT	D R HORTON INC	18380	A
Electrical Rough In	06/15/21	JR	F	NRSF	BVL		38 PULLIAM CT	D R HORTON INC	18382	A
Electric Service	06/15/21	JR	F	NRSF	BVL		38 PULLIAM CT	D R HORTON INC	18383	A
Plumbing Rough In	06/15/21	JR	F	NRSF	BVL		38 PULLIAM CT	D R HORTON INC	18386	A
Mechanical Rough In	06/15/21	JR	F	NRSF	BVL		38 PULLIAM CT	D R HORTON INC	18388	A
Final Closing Mechan	06/15/21	JR	P	NRSF	BVL		6 PULLIAM CT	D R HORTON INC	17721	A
Framing	06/15/21	JR	P	Rmdl Res	BVL	BLTN	443 POSSUM HOLLOW LN	SLACK TIMOTHY E & TEXAN	20099	A
Electrical Rough In	06/15/21	JR	P	Rmdl Res	BVL	BLTN	444 POSSUM HOLLOW LN	LEBLANC MICHAEL J & REN	19987	A
Framing	06/15/21	JR	F	Rmdl Res	BVL	BLTN	444 POSSUM HOLLOW LN	LEBLANC MICHAEL J & REN	19953	A
Final Closing Gas	06/15/21	JR	P	Gas Per-R	BVL	BVL	120 TYSON DR	DONAHUE REBECCA & SEAN	19627	A
Meeting with Inspect	06/15/21	JR	P	Add Comm	BVL	BVL	450 MOSBY BLVD	BERRYVILLE AL LLC	20098	A
Final Closing Gas	06/15/21	JR	P	Gas Per-R	BVL	BVL	601 PENDER CT	MILLER ROBERT BRUCE & S	19881	A
Footings	06/16/21	JR	P	NRSF	BVL	BLTN	1609 SPRINGSBURY RD	WENCE LUKE TAYLOR & CHR	20097	A
Framing	06/16/21	JR	P	Rmdl Res	BVL	BLTN	444 POSSUM HOLLOW LN	LEBLANC MICHAEL J & REN	20100	A
Final Closing Electr	06/16/21	JR	P	SPIG	BVL	BVL	207 SOUTH CHURCH ST	DAVIS ADAM & ELIZABETH	19980	A
Final Closing Buildi	06/16/21	JR	P	SPIG	BVL	BVL	207 SOUTH CHURCH ST	DAVIS ADAM & ELIZABETH	14726	A

06/30/2021 16:16
2600mshayeb

Clarke County
INSPECTION REPORT

P 6
piinhrpt

Building Inspections

INSPECTIONS PERFORMED: 06/01/21 to 06/30/21

INSPECTION	DATE	BY	RSLT	PROJECT	CITY	AREA	LOCATION	OWNER	INSP ID	T
Generator	06/16/21	JR	P	Gas Per-R	BVL	BVL	316 DUNLAP DR	BYRNE RICHARD & JULIA	20044	A
Final Closing Mechan	06/16/21	JR	P	Rmdl Comm	BVL	BVL	32 WEST MAIN ST	PEARSON HAZEL I	20084	A
Final Closing Buildi	06/16/21	JR	F	Rmdl Comm	BVL	BVL	32 WEST MAIN ST	PEARSON HAZEL I	18835	A
Mechanical Rough In	06/16/21	JR	F	NRSF	CHPL	CHPL	1745 MILLWOOD RD	O'DONNELL MICHAEL K	14320	A
Plumbing Rough In	06/16/21	JR	F	NRSF	CHPL	CHPL	1745 MILLWOOD RD	O'DONNELL MICHAEL K	19929	A
Framing	06/16/21	JR	P	Garage	BLMT	CHPL	1953 MORGANS MILL RD	STEWART DAVID W & E HOP	17854	A
Generator	06/16/21	JR	P	ELEC RES	FRYL	GNWY	633 SHENANDOAH RIVER LN	HOWELLS CHRISTOPHER P &	20048	A
Framing	06/16/21	JR	P	Rmdl Res	WHPT	GNWY	735 NELSON RD	FERRARI ANDREW U & BARB	19608	A
Final Closing Buildi	06/16/21	JR	P	Garage	WHPT	GNWY	91 WHITE POST RD	GUZMAN SANDOVAL JOSE JE	20043	A
Final Closing Electr	06/16/21	JR	F	SPAG	BVL	LNGM	1674 SUMMIT POINT RD	JOHNSON TODD A & BARBAR	20042	A
Ditch Electric	06/16/21	JR	P	SPAG	BVL	LNGM	1674 SUMMIT POINT RD	JOHNSON TODD A & BARBAR	20114	A
Footings	06/17/21	JR	P	NRSF	PRS	PRS	225 SUMMER SPRINGS LN	WESTBROOK JONATHAN	20065	A
Slab Porch/Deck	06/17/21	JR	P	Rmdl Res	BVL	BLTN	117 BELL LN	STALEY GERALD C & MARGA	20094	A
Slab Garage/Carport	06/17/21	JR	P	Garage	BVL	BLTN	117 BELL LN	STALEY GERALD C & MARGA	20095	A
Backfill	06/17/21	JR	P	Garage	BVL	BLTN	117 BELL LN	STALEY GERALD C & MARGA	20096	A
Insulation	06/17/21	JR	P	Rmdl Res	BVL	BLTN	117 BELL LN	STALEY GERALD C & MARGA	16741	A
Final Closing Mechan	06/17/21	JR	P	Rmdl Res	BVL	BVL	210 NORTH BUCKMARSH ST	MELLEN GROUP LLC	20127	A
Final Closing Electr	06/17/21	JR	F	Rmdl Res	BVL	BVL	210 NORTH BUCKMARSH ST	MELLEN GROUP LLC	20128	A
Final Closing Buildi	06/17/21	JR	F	Rmdl Res	BVL	BVL	210 NORTH BUCKMARSH ST	MELLEN GROUP LLC	20129	A
Footings	06/17/21	JR	P	Garage	PRS	CHPL	21860 BLUE RIDGE MTN RD	TAYLOR GREG L & DESTA B	19334	A
Insulation	06/17/21	JR	P	Add Comm	BVL	LNGM	225 RAMSBURG LN	CLARKE COUNTY HUMANE FO	17851	A
Final Closing Plumbi	06/21/21	JR	P	NRSF			10 PULLIAM CT	D R HORTON INC	20105	A
Final Closing Electr	06/21/21	JR	P	NRSF			10 PULLIAM CT	D R HORTON INC	20106	A
Final Closing Buildi	06/21/21	JR	P	NRSF			10 PULLIAM CT	D R HORTON INC	20107	A
Final Closing Mechan	06/21/21	JR	P	NRSF			10 PULLIAM CT	D R HORTON INC	20108	A
Final Closing Gas	06/21/21	JR	P	NRSF			10 PULLIAM CT	D R HORTON INC	20109	A
Final Closing Electr	06/21/21	JR	P	NRSF			508 WEEKS CT	D R HORTON INC	20090	A
Final Closing Mechan	06/21/21	JR	P	NRSF			508 WEEKS CT	D R HORTON INC	20091	A
Final Closing Buildi	06/21/21	JR	F	NRSF			508 WEEKS CT	D R HORTON INC	20092	A
Plumbing Groundworks	06/21/21	JR	P	NRSF			530 WEEKS CT	D R HORTON INC	19288	A
Sewer Line	06/21/21	JR	P	NRSF			530 WEEKS CT	D R HORTON INC	20131	A
Water Line	06/21/21	JR	P	NRSF			530 WEEKS CT	D R HORTON INC	20132	A
Sewer Line	06/21/21	JR	P	NRSF			533 WEEKS CT	D R HORTON INC	20135	A
Water Line	06/21/21	JR	P	NRSF			533 WEEKS CT	D R HORTON INC	20136	A
Plumbing Groundworks	06/21/21	JR	P	NRSF			533 WEEKS CT	D R HORTON INC	19523	A
Plumbing Groundworks	06/21/21	JR	P	NRSF			537 WEEKS CT	D R HORTON INC	19312	A
Sewer Line	06/21/21	JR	P	NRSF			537 WEEKS CT	D R HORTON INC	20133	A
Water Line	06/21/21	JR	P	NRSF			537 WEEKS CT	D R HORTON INC	20134	A
Insulation	06/21/21	JR	P	Rmdl Res	BVL	BLTN	443 POSSUM HOLLOW LN	SLACK TIMOTHY E & TEXAN	20163	A
Insulation	06/21/21	JR	F	Rmdl Res	BVL	BLTN	443 POSSUM HOLLOW LN	SLACK TIMOTHY E & TEXAN	19181	A
Plumbing Groundworks	06/22/21	JR	P	NRSF	BVL		1150 LEWISVILLE RD	WARFIELD HOMES INC	19701	A
Slab	06/22/21	JR	P	NRSF	BVL		1150 LEWISVILLE RD	WARFIELD HOMES INC	20138	A
Final Closing Electr	06/22/21	JR	P	NRSF	BVL		5 PULLIAM CT	D R HORTON INC	17740	A
Final Closing Plumbi	06/22/21	JR	P	NRSF	BVL		5 PULLIAM CT	D R HORTON INC	17743	A
Final Closing Mechan	06/22/21	JR	P	NRSF	BVL		5 PULLIAM CT	D R HORTON INC	17745	A
Final Closing Buildi	06/22/21	JR	P	NRSF	BVL		5 PULLIAM CT	D R HORTON INC	17746	A
Final Closing Gas	06/22/21	JR	P	NRSF	BVL		5 PULLIAM CT	D R HORTON INC	19985	A
Final Closing Buildi	06/22/21	JR	P	NRSF	BVL		508 WEEKS CT	D R HORTON INC	20158	A
Final Closing Gas	06/22/21	JR	P	NRSF	BVL		6 PULLIAM CT	D R HORTON INC	19983	A
Final Closing Buildi	06/22/21	JR	F	NRSF	BVL		6 PULLIAM CT	D R HORTON INC	17722	A
Final Closing Electr	06/22/21	JR	P	NRSF	BVL		6 PULLIAM CT	D R HORTON INC	17716	A
Final Closing Plumbi	06/22/21	JR	P	NRSF	BVL		6 PULLIAM CT	D R HORTON INC	17719	A

06/30/2021 16:16
2600mshayeb

Clarke County
INSPECTION REPORT

P 7
piinhrpt

Building Inspections

INSPECTIONS PERFORMED: 06/01/21 to 06/30/21

INSPECTION	DATE	BY	RSLT	PROJECT	CITY	AREA	LOCATION	OWNER	INSP ID	T
Electric Service	06/22/21	JR	P	ELEC RES	BVL	BLTN	1106 WICKLIFFE RD	MANGIONE SANDRA G	19925	A
Final Closing Electr	06/22/21	JR	P	ELEC RES	BVL	BLTN	1106 WICKLIFFE RD	MANGIONE SANDRA G	19926	A
Final Closing Electr	06/22/21	JR	P	Garage	BVL	BLTN	673 QUARRY RD	SAMPLES TIMOTHY A & JOA	20093	A
Final Closing Buildi	06/22/21	JR	P	Garage	BVL	BLTN	673 QUARRY RD	SAMPLES TIMOTHY A & JOA	13994	A
Final Closing Gas	06/22/21	JR	P	Gas Per-R	BVL	BVL	311 EAST FAIRFAX ST	LAWSON LEONARD W	20137	A
Insulation	06/22/21	JR	P	Add Comm	BVL	BVL	450 MOSBY BLVD	BERRYVILLE AL LLC	20324	A
Final Closing Gas	06/22/21	JR	P	Gas Per-R	BYC	BYC	112 ROSEVILLE CT	SENA ROMAN & DENEAL	18927	A
Final Closing Buildi	06/22/21	JR	P	Demolition	BYC	CHPL	65 PYLETOWN RD	BIE WILLIAM C TRUST	20157	A
Final Closing Buildi	06/22/21	JR	P	Add Comm	BVL	LNGM	225 RAMSBURG LN	CLARKE COUNTY HUMANE FO	17852	A
Final Closing Mechan	06/22/21	JR	P	Add Comm	BVL	LNGM	225 RAMSBURG LN	CLARKE COUNTY HUMANE FO	20041	A
Fireplace Hearth	06/23/21	JR	F	NRSF			155 LLOYDS RIDGE LN	SRFT	20159	A
Water Line	06/23/21	JR	P	NRSF			155 LLOYDS RIDGE LN	SRFT	20325	A
Fire Off Mechanical	06/23/21	JR	F	NRSF	BVL		26 PULLIAM CT	D R HORTON INC	20110	A
Framing	06/23/21	JR	P	NRSF	BVL		38 PULLIAM CT	D R HORTON INC	20167	A
Electrical Rough In	06/23/21	JR	P	NRSF	BVL		38 PULLIAM CT	D R HORTON INC	20168	A
Plumbing Rough In	06/23/21	JR	P	NRSF	BVL		38 PULLIAM CT	D R HORTON INC	20169	A
Mechanical Rough In	06/23/21	JR	P	NRSF	BVL		38 PULLIAM CT	D R HORTON INC	20170	A
Gas Rough In	06/23/21	JR	P	NRSF	BVL		38 PULLIAM CT	D R HORTON INC	20171	A
Electric Service	06/23/21	JR	P	NRSF	BVL		38 PULLIAM CT	D R HORTON INC	20172	A
Final Closing Electr	06/23/21	JR	P	SPIG	WHPT	GNWY	2101 GUN BARREL RD	BRERETON DANIEL VON	20130	A
Final Closing Buildi	06/23/21	JR	P	SPIG	WHPT	GNWY	2101 GUN BARREL RD	BRERETON DANIEL VON	10186	A
Framing	06/23/21	JR	PWC	Add Res	BVL	LNGM	172 TRIPLE J RD	DRAKE KYLE BRADFORD	17495	A
Electrical Rough In	06/23/21	JR	P	Add Res	BVL	LNGM	172 TRIPLE J RD	DRAKE KYLE BRADFORD	20139	A
Fireplace Hearth	06/24/21	JR	P	NRSF			155 LLOYDS RIDGE LN	SRFT	20326	A
Sprinkler System	06/24/21	JR	F	NRSF			155 LLOYDS RIDGE LN	SRFT	20327	A
Gas Line	06/24/21	JR	P	SPIG	BVL	BVL	136 HERMITAGE BLVD	HOUCK JOAN P & LAURIE R	20150	A
Final Closing Buildi	06/25/21	JR	P	NRSF	BVL		6 PULLIAM CT	D R HORTON INC	20238	A
Insulation	06/25/21	JR	F	NRSF	BVL	CHPL	1856 BRIGGS RD	CLINE ROGER M & ANNE C	13025	A
Final Closing Electr	06/28/21	JR	P	NRSF	BVL		417 RIDGE RD	STEINMETZ WILLIAM M	18585	A
Final Closing Plumbi	06/28/21	JR	P	NRSF	BVL		417 RIDGE RD	STEINMETZ WILLIAM M	18588	A
Final Closing Mechan	06/28/21	JR	P	NRSF	BVL		417 RIDGE RD	STEINMETZ WILLIAM M	18590	A
Final Closing Buildi	06/28/21	JR	P	NRSF	BVL		417 RIDGE RD	STEINMETZ WILLIAM M	18591	A
Final Closing Gas	06/28/21	JR	P	NRSF	BVL		417 RIDGE RD	STEINMETZ WILLIAM M	20228	A
Insulation	06/29/21	JR	P	NRSF	BVL	CHPL	1856 BRIGGS RD	CLINE ROGER M & ANNE C	20323	A
Plumbing Rough In	06/29/21	JR	P	Add Res	BYC	GNWY	886 CAREFREE LN	CLAY FORREST PATRICK	20246	A
Final Closing Electr	06/30/21	JR	P	ELEC RES	BLMT	BLTN	397 SAW MILL HILL RD	PIERSON FRANK S JR	20225	A
Final Closing Plumbi	06/30/21	JR	P	ELEC RES	BLMT	BLTN	397 SAW MILL HILL RD	PIERSON FRANK S JR	20226	A
Final Closing Electr	06/30/21	JR	PWC	Rmdl Res	BLMT	BLTN	957 COULSON LN	STRAUSS TREVOR & STACIE	20253	A
Final Closing Plumbi	06/30/21	JR	P	Rmdl Res	BLMT	BLTN	957 COULSON LN	STRAUSS TREVOR & STACIE	20254	A
Final Closing Mechan	06/30/21	JR	P	Rmdl Res	BLMT	BLTN	957 COULSON LN	STRAUSS TREVOR & STACIE	20255	A
Final Closing Buildi	06/30/21	JR	PWC	Rmdl Res	BLMT	BLTN	957 COULSON LN	STRAUSS TREVOR & STACIE	19356	A
Electric Service	06/30/21	JR	P	ELEC RES	BVL	BVL	108 ROSEMONT CIR	HLA SERVICES LLC	19838	A
Final Closing Electr	06/30/21	JR	P	ELEC RES	BVL	BVL	108 ROSEMONT CIR	HLA SERVICES LLC	19839	A
Final Closing Gas	06/30/21	JR	P	Rmdl Comm	BVL	BVL	32 WEST MAIN ST	PEARSON HAZEL I	20329	A
Fire Suppression Sys	06/30/21	JR	P	Rmdl Comm	BVL	BVL	32 WEST MAIN ST	PEARSON HAZEL I	20330	A
Final Closing Buildi	06/30/21	JR	P	Rmdl Comm	BVL	BVL	32 WEST MAIN ST	PEARSON HAZEL I	20166	A
Final Closing Gas	06/30/21	JR	F	Gas Per-R	BLMT	CHPL	963 FROGTOWN RD	SELBY RAYMOND F III & F	20119	A

INSPECTOR TOTALS: 287 INSPECTIONS FEES: .00 PAID TO DATE: .00 UNPAID: .00

Drain tile	06/07/21	RE	P	NRSF			526 WEEKS CT	D R HORTON INC	20269	A
Drain tile	06/07/21	RE	P	NRSF			530 WEEKS CT	D R HORTON INC	20270	A

06/30/2021 16:16
2600mshayeb

Clarke County
INSPECTION REPORT

P 8
pihrpt

Building Inspections

INSPECTIONS PERFORMED: 06/01/21 to 06/30/21

INSPECTION	DATE	BY	RSLT	PROJECT	CITY	AREA	LOCATION	OWNER	INSP ID	T
INSPECTOR TOTALS:		2	INSPECTIONS	FEEES:	.00	PAID TO DATE:	.00	UNPAID:	.00	
Insulation	06/16/21	SP	P	NRSF	BVL	26	PULLIAM CT	D R HORTON INC	20088	A
Insulation	06/16/21	SP	P	NRSF	BVL	30	PULLIAM CT	D R HORTON INC	20089	A
Footings	06/21/21	SP	P	Deck/Porch	BYC	GNWY	807 CAREFREE LN	RINGER THOMAS R & RUTH	19988	A
Footings	06/30/21	SP	P	Deck/Porch	BYC	CHPL	3057 CALMES NECK LN	KING-GILBERT JAKE & JAN	20328	A
INSPECTOR TOTALS:		4	INSPECTIONS	FEEES:	.00	PAID TO DATE:	.00	UNPAID:	.00	
DEPARTMENT TOTALS:		362	INSPECTIONS	FEEES:	.00	PAID TO DATE:	.00	UNPAID:	.00	
REPORT TOTALS:		362	INSPECTIONS	FEEES:	.00	PAID TO DATE:	.00	UNPAID:	.00	

06/30/2021 16:16
2600mshayeb

Clarke County
INSPECTION REPORT

P 9
piinhrpt

Building Inspections

INSPECTIONS PERFORMED: 06/01/21 to 06/30/21

INSPECTION TYPE SUMMARY	COUNT	INSPECTOR SUMMARY	COUNT	RESULT SUMMARY	COUNT
Backfill	2	Douglas Shaffer	69	FAIL	71
Basement Walls	2	Jamie Royston	287	NO ENTRY	1
Conduit	1	Ruckman Engineering PLC	2	PASS	276
Ditch Electric	4	Steven Priputen	4	PASS WITH CONDITIONS	14
Drain Tile	4				
Electric Service	23				
Electrical Rough In	24				
Final Closing Building	39				
Final Closing Electric	36				
Final Closing Gas	17				
Final Closing Mechanical	20				
Final Closing Plumbing	17				
Fire Off Mechanical or Gas	12				
Fire Suppression System	2				
Fireplace Hearth	2				
Fireplace Throat	1				
Footings	10				
Footings Porch/Deck	1				
FOUNDATION	1				
Framing	26				
Framing Porch/Deck	4				
Gas Line	6				
Gas Line Pressure Test	1				
Gas Rough In	11				
Gas Tank	3				
Generator	2				
Hydro Test	1				
Insulation	22				
Mechanical Rough In	17				
Meeting with Inspector	2				
Plumbing Groundworks	5				
Plumbing Rough In	22				
Sewer Line	4				
Shower Pan	2				
Slab	3				
Slab Garage/Carport	3				
Slab Porch/Deck	4				
Sprinkler System	1				
Water Line	5				

TOTAL INSPECTIONS: 362

06/30/2021 16:16
2600mshayeb

Clarke County
INSPECTION REPORT

P 10
piinhrpt

ALL

INSPECTIONS PERFORMED: 06/01/21 to 06/30/21

INSPECTION TYPE SUMMARY	COUNT	INSPECTOR SUMMARY	COUNT	RESULT SUMMARY	COUNT
Backfill	2	Douglas Shaffer	69	FAIL	71
Basement Walls	2	Jamie Royston	287	NO ENTRY	1
Conduit	1	Ruckman Engineering PLC	2	PASS	276
Ditch Electric	4	Steven Priputen	4	PASS WITH CONDITIONS	14
Drain Tile	4				
Electric Service	23				
Electrical Rough In	24				
Final Closing Building	39				
Final Closing Electric	36				
Final Closing Gas	17				
Final Closing Mechanical	20				
Final Closing Plumbing	17				
Fire Off Mechanical or Gas	12				
Fire Suppression System	2				
Fireplace Hearth	2				
Fireplace Throat	1				
Footings	10				
Footings Porch/Deck	1				
FOUNDATION	1				
Framing	26				
Framing Porch/Deck	4				
Gas Line	6				
Gas Line Pressure Test	1				
Gas Rough In	11				
Gas Tank	3				
Generator	2				
Hydro Test	1				
Insulation	22				
Mechanical Rough In	17				
Meeting with Inspector	2				
Plumbing Groundworks	5				
Plumbing Rough In	22				
Sewer Line	4				
Shower Pan	2				
Slab	3				
Slab Garage/Carport	3				
Slab Porch/Deck	4				
Sprinkler System	1				
Water Line	5				

TOTAL INSPECTIONS: 362

** END OF REPORT - Generated by Michelle Shayeb **

Project Application Report - Building Dept

For Period: 6/1/2021 to 6/30/2021

Project Type	Project Number	Project Fees
Commercial Electric Permit	210226	66.30
Commercial Mechanical Permit	210235	197.90
Commercial Remodel	210207	168.30
Demolition of Building	210220	51.00
Land Disturbance	210215	250.00
	210233	250.00
Residential Accessory	210193	354.65
	210219	890.64
	210237	240.80
	210240	423.50
Residential Addition	210192	440.28
	210213	188.21
	210243	2563.57
Residential Deck/Porch no Roof	210202	201.00
	210212	51.00
	210229	50.00
Residential Electric Permit	210182	71.40
	210184	45.90
	210185	96.90
	210191	56.10
	210194	45.90
	210214	45.90
	210224	45.90
	210227	45.90
	210239	66.30
Residential Foundation	210236	102.00
Residential Garage	210238	195.50
	210244	340.35
Residential Gas Permit	210188	40.80
	210210	40.80
	210216	40.80
	210218	40.80

Project Application Report - Building Dept

For Period: 6/1/2021 to 6/30/2021

Project Type	Project Number	Project Fees
Residential Gas Permit	210222	45.90
	210223	45.90
	210234	45.90
Residential Mechanical Permit	210201	40.80
Residential New	210203	2563.14
	210204	1761.72
	210205	1761.72
	210206	985.07
	210211	2042.42
	210245	2511.14
Residential Remodel	210196	102.00
	210197	102.00
	210198	235.47
	210199	270.30
	210230	624.12
	210232	851.04
Solar Array System	210241	142.80
Swimming Pool In Ground	210200	178.50
Tents Over 900 sq ft	210221	40.80
Total		22059.14

Project Application Report - Building Dept

For Period: 6/1/2021 to 6/30/2021

Project Type	Project Number	Location	Owner	Estimated Building Value	Fees Blank = collected by another dept	Project Status
Commercial Electric Permit	210226	501 SHEPHERDS MILL RD	MOSBY'S SPRING LLC	\$0	\$66.30	ISSUED W/O CONDITIONS
Commercial Mechanical Permit	210235	49 POWHATAN LN	POWHATAN SCHOOL	\$0	\$197.90	ISSUED W/O CONDITIONS
Commercial Remodel	210207	34 WESTWOOD RD	CLARKE COUNTY SCHOOL BOARD	\$0	\$168.30	ISSUED W/O CONDITIONS
Demolition of Building	210220	65 PYLETOWN RD	HLYWIAK SVEN M	\$0	\$51.00	ISSUED W/O CONDITIONS
Land Disturbance	210215	0	OLMSTEAD MARK T BECKY J & SETH D	\$0	\$250.00	ISSUED W/O CONDITIONS
	210233	0	CLAYTOR ROBERT W	\$0	\$250.00	ISSUED W/O CONDITIONS
Residential Accessory	210193	30 STONEBRIER LN	GRAY BENJAMIN J & STEFANIE M	\$22,800	\$354.65	ISSUED W/O CONDITIONS
	210219	56 VALLEY SPRINGS LN	WEARE WILLIAM B & CAROL S	\$96,000	\$890.64	ISSUED W/O CONDITIONS
	210237	711 CRUMS CHURCH RD	BUSTAMENTE ABEL & ROSARIO AGULAR	\$5,760	\$240.80	ISSUED W/O CONDITIONS
	210240	819 TRIPLE J RD	PASCALE JOSEPH A	\$37,800	\$423.50	ISSUED W/O CONDITIONS
Residential Addition	210192	1245 MOOSE RD	LANHAM JAMES B & CATHERINE R	\$41,455	\$440.28	ISSUED W/O CONDITIONS
	210213	116 HERMITAGE BLVD	ROHRBACH SCOTT	\$41,004	\$188.21	ISSUED W/O CONDITIONS
	210243	773 OLD WINCHESTER RD	NEW MOON CONSTRUCTION LLC	\$314,460	\$2,563.57	ISSUED W/O CONDITIONS
Residential Deck/Porch no Roof	210202	807 CAREFREE LN	RINGER THOMAS R & RUTH A	\$0	\$201.00	ISSUED W/O CONDITIONS
	210212	500 BURWELL CT	WRYE PAUL STEPHEN & TESA BRODY-WRY	\$0	\$51.00	ISSUED W/O CONDITIONS
	210229	405 WEEKS CT	BAKER JOHNNIE MCLEAN	\$0	\$50.00	ISSUED W/O CONDITIONS

Project Application Report - Building Dept

For Period: 6/1/2021 to 6/30/2021

Project Type	Project Number	Location	Owner	Estimated Building Value	Fees <small>Blank = collected by another dept</small>	Project Status
Residential Electric Permit	210182	107 NOBLE LN	AJYEMAN SABRE M	\$0	\$71.40	ISSUED W/O CONDITIONS
	210184	104 SARATOGA AVE	LAMBERT GEORGE ET AL	\$0	\$45.90	ISSUED W/O CONDITIONS
	210185	397 SAW MILL HILL RD	PIERSON FRANK S JR	\$0	\$96.90	ISSUED W/O CONDITIONS
	210191	1642 CHILLY HOLLOW RD	BLACKBURN ALEXANDER C & SUSAN M	\$0	\$56.10	ISSUED W/O CONDITIONS
	210194	3285 ALLEN RD	MARPLE DONALD & BETH W	\$0	\$45.90	ISSUED W/O CONDITIONS
	210214	14988 LORD FAIRFAX HWY	LORD FAIRFAX EQUESTRIAN CENTER LLC	\$0	\$45.90	ISSUED W/O CONDITIONS
	210224	1621 RUSSELL RD	HARPER PATRICIA P	\$0	\$45.90	ISSUED W/O CONDITIONS
	210227	2822 PYLETOWN RD	BROWN STUART E III & KATHARINE G	\$0	\$45.90	ISSUED W/O CONDITIONS
	210239	277 KINSKY LN	EYCHNER DENNIS W & KATHLEEN M	\$0	\$66.30	ISSUED W/O CONDITIONS
Residential Foundation	210236	3019 PYLETOWN RD	GOOD NONNA D	\$0	\$102.00	ISSUED W/O CONDITIONS
Residential Garage	210238	307 E MAIN ST	SKILLMAN GLENN R & DINA M THOMPSON	\$24,815	\$195.50	ISSUED W/O CONDITIONS
	210244	425 ANNFIELD RD	DULANEY SHANNON C & STEPHANIE WARFIELD D	\$63,258	\$340.35	ISSUED W/O CONDITIONS
Residential Gas Permit	210188	113 BURCH LN	BUONASSISSI JOSEPH V II & BONNIE L	\$0	\$40.80	ISSUED W/O CONDITIONS
	210210	513 PAGE ST	GALATI EDWARD	\$0	\$40.80	ISSUED W/O CONDITIONS
	210216	963 FROGTOWN RD	SELBY RAYMOND F III & FRANCES A	\$0	\$40.80	ISSUED W/O CONDITIONS
	210218	401 CUSTER CT	COMPHER WAYNE DAVID	\$0	\$40.80	ISSUED W/O CONDITIONS

Project Application Report - Building Dept

For Period: 6/1/2021 to 6/30/2021

Project Type	Project Number	Location	Owner	Estimated Building Value	Fees <small>Blank = collected by another dept</small>	Project Status
Residential Gas Permit	210222	3439 SWIFT SHOALS RD	GIROUX TERENCE & BARBARA KEEBLER	\$0	\$45.90	ISSUED W/O CONDITIONS
	210223	113 BURCH LN	BUONASSISSI JOSEPH V II & BONNIE L	\$0	\$45.90	ISSUED W/O CONDITIONS
	210234	417 RIDGE RD	STEINMETZ WILLIAM M	\$0	\$45.90	ISSUED W/O CONDITIONS
Residential Mechanical Permit	210201	6 OSBORNE ST	SLOANE LOUIS R & MARY L	\$0	\$40.80	ISSUED W/O CONDITIONS
Residential New	210203	135 DOLEMAN LN	WARFIELD HOMES INC	\$368,267	\$2,563.14	ISSUED W/O CONDITIONS
	210204	534 WEEKS CT	D R HORTON INC	\$354,036	\$1,761.72	ISSUED W/O CONDITIONS
	210205	538 WEEKS CT	D R HORTON INC	\$354,036	\$1,761.72	ISSUED W/O CONDITIONS
	210206	517 HARPER DR	D R HORTON INC	\$184,830	\$985.07	ISSUED W/O CONDITIONS
	210211	225 SUMMER SPRINGS LN	WESTBROOK JONATHAN	\$276,825	\$2,042.42	ISSUED W/O CONDITIONS
	210245	361 ROSE AIRY LN	WARFIELD HOMES INC	\$368,267	\$2,511.14	ISSUED W/O CONDITIONS
Residential Remodel	210196	308 S CHURCH ST	HUDSON JOHN E & KATHLEEN L	\$0	\$102.00	ISSUED W/O CONDITIONS
	210197	416 LAUREL LN	CAPPERT JEREMY	\$0	\$102.00	ISSUED W/O CONDITIONS
	210198	412 LANDER LN	MANSFIELD NATHAN L & SARA CURRY	\$51,300	\$235.47	ISSUED W/O CONDITIONS
	210199	444 POSSUM HOLLOW LN	LEBLANC MICHAEL J & RENATE	\$0	\$270.30	ISSUED W/O CONDITIONS
	210230	772 STRINGTOWN RD	SNOW DELORES	\$123,750	\$624.12	ISSUED W/O CONDITIONS
	210232	144 DEER WOOD LN	OWSLEY DAVA WILLIS	\$144,300	\$851.04	ISSUED W/O CONDITIONS

Project Application Report - Building Dept

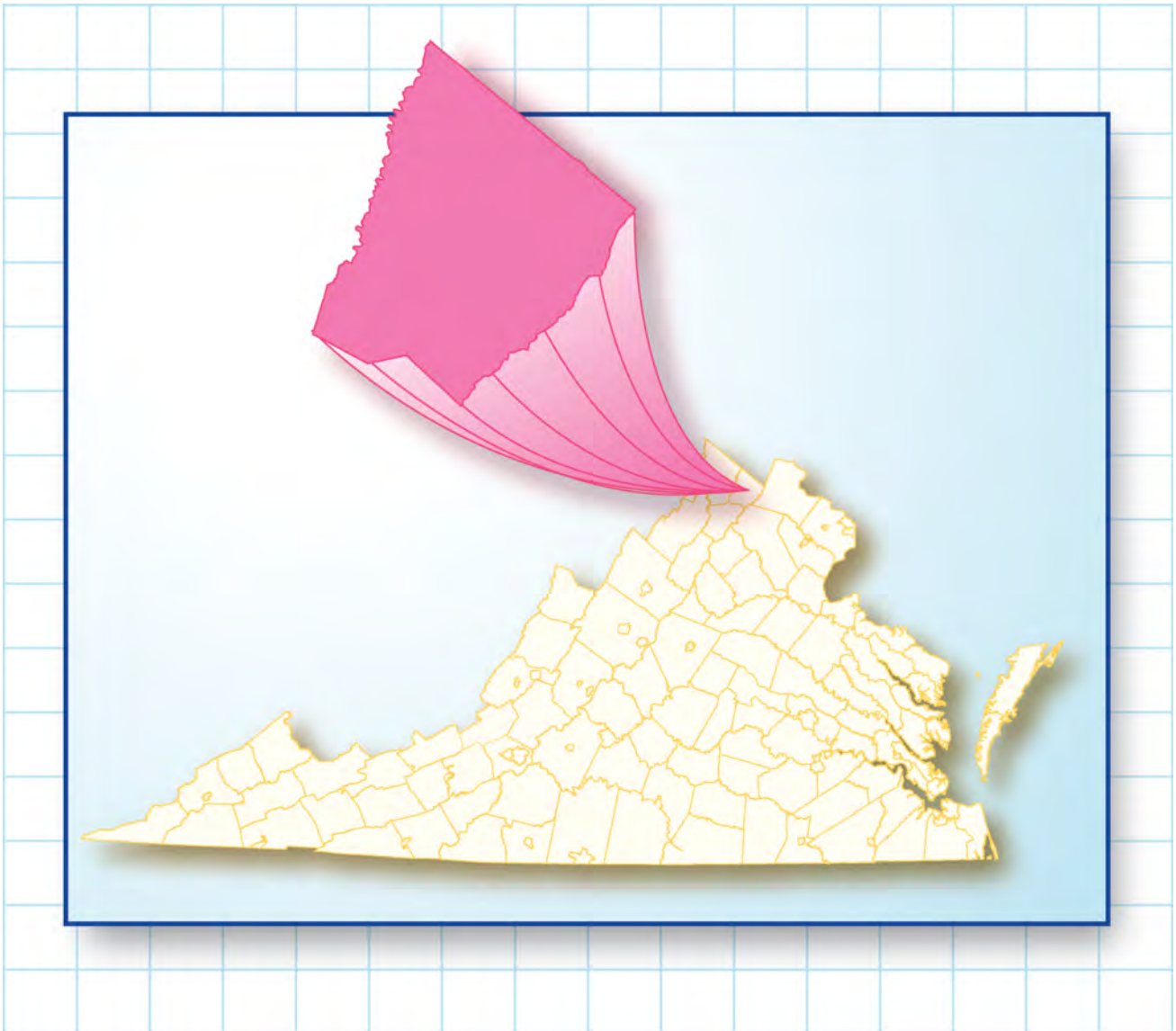
For Period: 6/1/2021 to 6/30/2021

Project Type	Project Number	Location	Owner	Estimated Building Value	Fees Blank = collected by another dept	Project Status
Solar Array System	210241	12173 HARRY BYRD HWY	BALLOUE ERIN E	\$0	\$142.80	ISSUED W/O CONDITIONS
Swimming Pool In Ground	210200	212 CRAIGS RUN CT	BECKER JOSEPH DANIEL	\$0	\$178.50	ISSUED W/O CONDITIONS
Tents Over 900 sq ft	210221	2821 LOCKES MILL RD	MALENKI ANDREW & BARBARA BIRDSONG	\$0	\$40.80	ISSUED W/O CONDITIONS

Virginia

COMMUNITY PROFILE

Clarke County



Virginia Employment Commission

703 East Main Street • Richmond, Virginia 23219
Tel: (804) 786-8223 • www.VirginiaLMI.com

Last updated: 4/17/2021 1:11:20 AM

Table of Contents

I. Introduction	4
II. Demographic Profile	5
Population by Age Cohort	6
Population by Race/Ethnicity	7
Population by Gender	7
Population Change	8
Population Projections by Age and Gender	9
Population Projections by Race/Ethnicity	9
English Language Skills	10
Commuting Patterns	10
<i>In-Commuting</i>	11
<i>Out-Commuting</i>	11
III. Economic Profile	12
Unemployment Rates	13
Characteristics of the Insured Unemployed	15
Unemployment Insurance Payments	18
Employers by Size of Establishment	20
Employment by Size of Establishment	20
50 Largest Employers	21
Employment by Industry	22
New Startup Firms	23
New Hires by Industry	24

Turnover by Industry	25
Average Weekly Wage by Industry	26
Age of Workers by Industry	27
Industry Employment and Projections	28
Occupation Employment and Projections	30
Growth Occupations	32
Declining Occupations	33
Consumer Price Index (CPI)	34
Local Option Sales Tax	35
IV. Education Profile	37
Educational Attainment	38
Educational Attainment by Age	39
Educational Attainment by Gender	40
Educational Attainment by Race/Ethnicity	41
Graduate Data Trends	42
Training Providers	43

I. Introduction

This report provides a community profile of Clarke County. It is intended to complement the information found in our Virginia Workforce Connection application, which can be accessed online at:

www.VirginiaLMI.com

The report is divided into three major sections. The first contains a profile of regional demographic characteristics and trends, the second supplies similar information for the regional economy, and the third provides a profile of regional education characteristics.

II. Demographic Profile

Overview

This Demographic Profile provides an in-depth analysis of the population in Clarke County. Most of the data is produced by the U.S. Census Bureau, and includes demographic characteristics such as age, race/ethnicity, and gender.



Related Terms and Definitions

Ability to speak English

For people who speak a language other than English at home, the response represents the person's own perception of his or her ability to speak English. Because census questionnaires are usually completed by one household member, the responses may represent the perception of another household member.

Age

The age classification is based on the age of the person in complete years as of April 1, 2010. The age of the person usually was derived from their date of birth information. Their reported age was used only when date of birth information was unavailable.

Gender

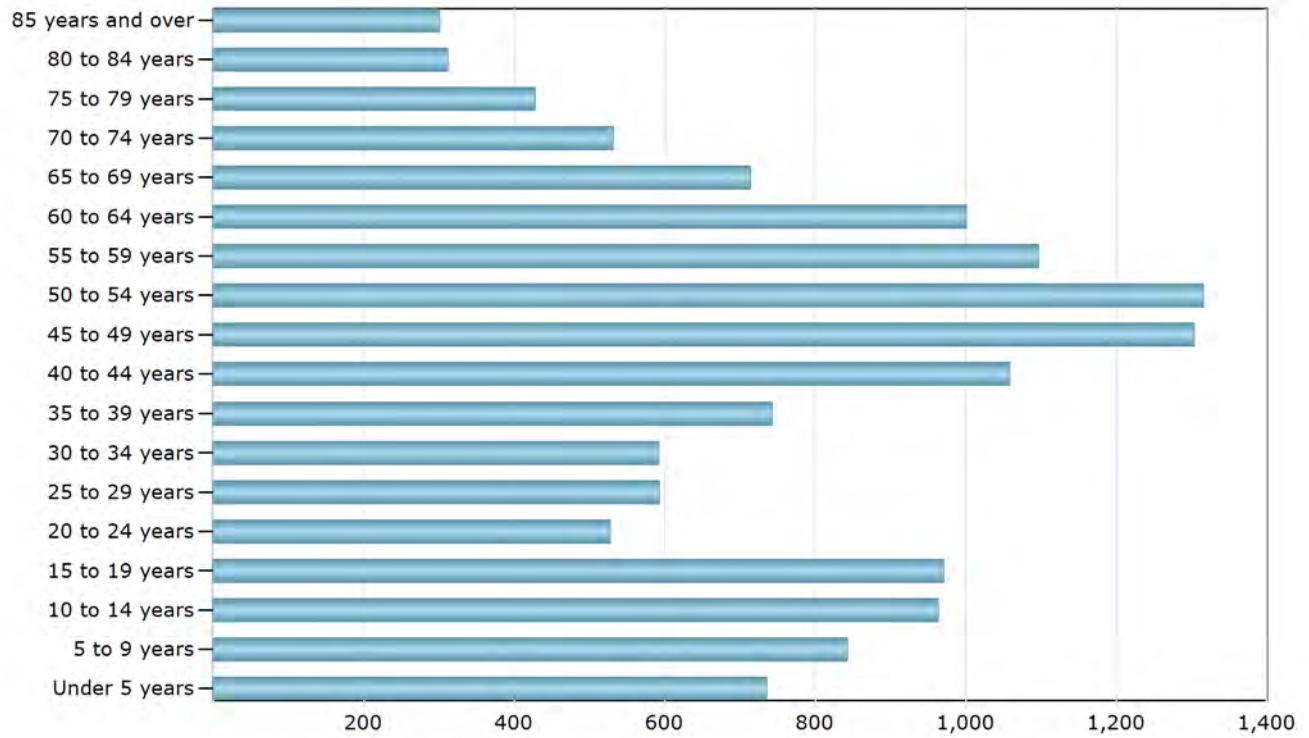
The data on gender were derived from answers to a question that was asked of all people. Individuals were asked to mark either "male" or "female" to indicate their gender. For most cases in which gender was not reported, it was determined by the appropriate entry from the person's given (i.e., first) name and household relationship. Otherwise, gender was imputed according to the relationship to the householder and the age of the person.

Race

The concept of race as used by the Census Bureau reflects self-identification by people according to the race or races with which they most closely identify. The categories are sociopolitical constructs and should not be interpreted as being scientific or anthropological in nature. Furthermore, the race categories include both racial and national-origin groups.

Please note: In the past, our population by race/ethnicity data has always excluded the Hispanic ethnicity from each race category. Starting in January 2013, each race category now includes all ethnicities.

Population by Age



	Clarke County	Virginia	United States
Under 5 years	736	509,625	20,201,362
5 to 9 years	843	511,849	20,348,657
10 to 14 years	964	511,246	20,677,194
15 to 19 years	971	550,965	22,040,343
20 to 24 years	528	572,091	21,585,999
25 to 29 years	593	564,342	21,101,849
30 to 34 years	592	526,077	19,962,099
35 to 39 years	743	540,063	20,179,642
40 to 44 years	1,059	568,865	20,890,964
45 to 49 years	1,304	621,155	22,708,591
50 to 54 years	1,316	592,845	22,298,125
55 to 59 years	1,097	512,595	19,664,805
60 to 64 years	1,001	442,369	16,817,924
65 to 69 years	714	320,302	12,435,263
70 to 74 years	532	229,502	9,278,166
75 to 79 years	428	173,929	7,317,795
80 to 84 years	312	130,801	5,743,327
85 years and over	301	122,403	5,493,433
	14,034	8,001,024	308,745,538

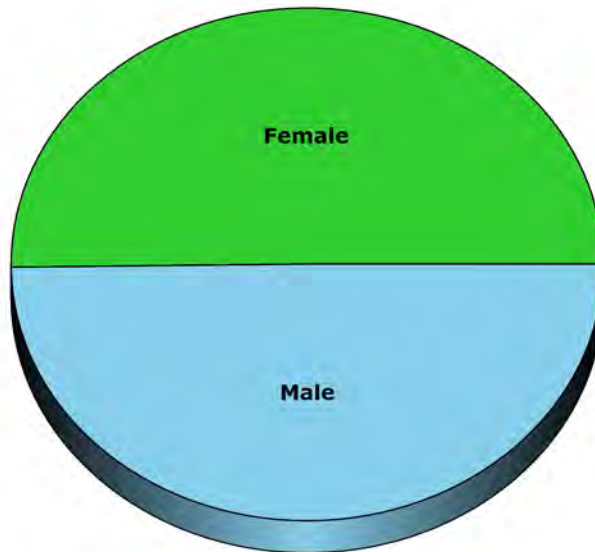
Source: 2010 Census.

Population by Race/Ethnicity

	Clarke County	Virginia	United States
Total			
Total Population	14,034	8,001,024	308,745,538
Race			
White	12,662	5,486,852	223,553,265
Black or African American	746	1,551,399	38,929,319
American Indian or Alaska Native	41	29,225	2,932,248
Asian	126	439,890	14,674,252
Native Hawaiian/Pacific Islander	7	5,980	540,013
Other	180	254,278	19,107,368
Multiple Races	272	233,400	9,009,073
Ethnicity			
Not Hispanic or Latino (of any race)	13,544	7,369,199	258,267,944
Hispanic or Latino (of any race)	490	631,825	50,477,594

Source: 2010 Census.

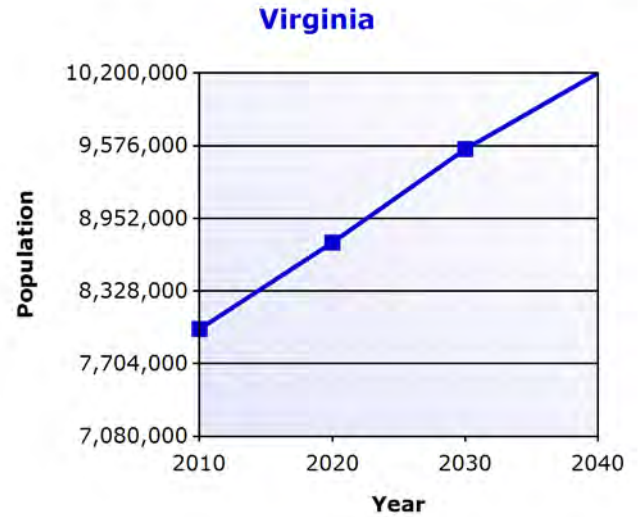
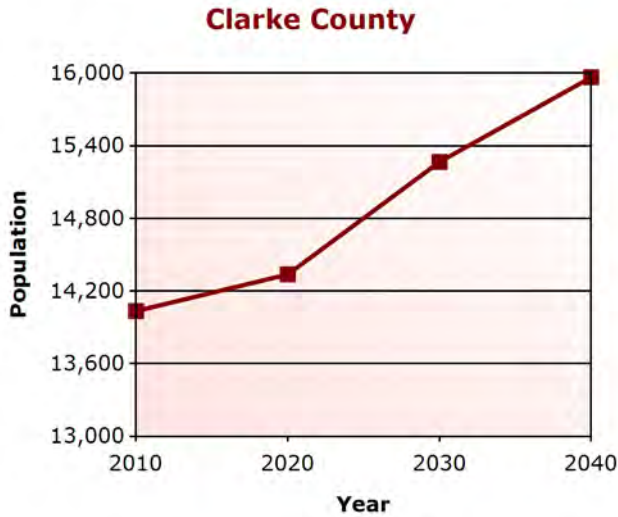
Population by Gender



	Clarke County	Virginia	United States
Male	6,989	3,925,983	151,781,326
Female	7,045	4,075,041	156,964,212
	14,034	8,001,024	308,745,538

Source: 2010 Census.

Population Change



	Clarke County	(% change)	Number Change	Virginia	(% change)
2000	12,652			7,079,030	
2010	14,034	10.92 %		8,001,024	13.02 %
2020	14,337	2.16 %		8,744,273	9.29 %
2030	15,266	6.48 %		9,546,958	9.18 %
2040	15,965	4.58 %		10,201,530	6.86 %

Source: U.S. Census Bureau, Weldon Cooper Center for Public Service.

Did you know...

you can log on to our website today and see population counts from each Decennial Census all the way back to 1900? Looking for annual population estimates? We have those too, all the way back to the 1970s!

For this data and more, visit us on the web at:

www.VirginiaLMI.com



Number Change

Population Projections by Age and Gender

	2020		2030		2040	
	Female	Male	Female	Male	Female	Male
Under 5 years	340	353	377	392	395	410
5 to 9 years	374	359	428	411	468	449
10 to 14 years	506	513	524	530	575	582
15 to 19 years	389	458	371	437	421	495
20 to 24 years	251	292	291	339	298	347
25 to 29 years	354	390	339	374	320	353
30 to 34 years	289	305	327	345	375	396
35 to 39 years	414	355	571	489	541	464
40 to 44 years	377	351	416	388	465	433
45 to 49 years	398	409	452	465	617	634
50 to 54 years	542	578	409	436	447	476
55 to 59 years	676	695	459	472	516	531
60 to 64 years	619	630	578	589	432	440
65 to 69 years	510	474	638	593	439	409
70 to 74 years	391	434	491	546	462	513
75 to 79 years	318	259	433	352	537	437
80 to 84 years	206	147	314	224	392	280
85 years and over	266	115	324	141	431	187
	7,220	7,117	7,742	7,523	8,131	7,836
	14,337		15,265		15,967	

Source: Weldon Cooper Center for Public Service.

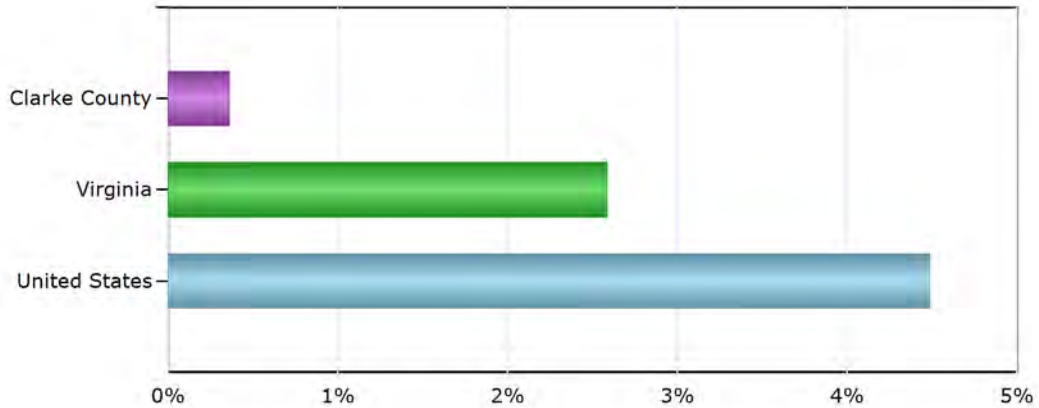
Population Projections by Race/Ethnicity

	2020	2030	2040
Total			
Total Population	14,337	15,266	15,965
Race			
White	12,211	12,489	12,367
Black or African American	811	973	1,088
Asian	193	297	452
Other	316	318	321
Ethnicity			
Hispanic or Latino (of any race)	805	1,190	1,737

Source: Weldon Cooper Center for Public Service.

English Language Skills

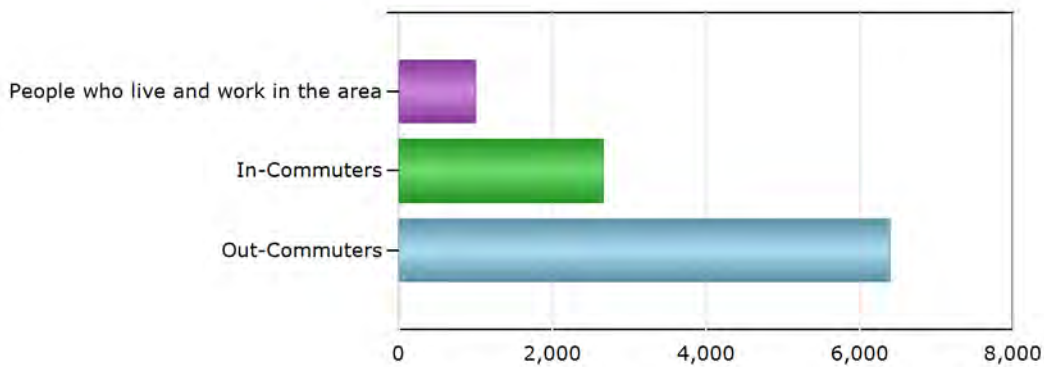
(Age 5 and over that speak English less than well)



	Total	Speak English less than well	Percent
Clarke County	13,597	49	0.36%
Virginia	7,800,044	201,628	2.58%
United States	298,691,202	13,400,003	4.49%

Source: U.S. Census Bureau American Community Survey, 2012-2016.

Commuting Patterns



Commuting Patterns	
People who live and work in the area	998
In-Commuters	2,664
Out-Commuters	6,396
Net In-Commuters (In-Commuters minus Out-Commuters)	-3,732

Source: U.S. Census Bureau, OnTheMap Application and LEHD Origin-Destination Employment Statistics, 2014.

Top 10 Places Residents are Commuting To

Area	Workers
Loudoun County, VA	1,616
Fairfax County, VA	1,077
Winchester city, VA	673
Frederick County, VA	509
Prince William County, VA	215
District of Columbia, DC	193
Montgomery County, MD	175
Arlington County, VA	147
Warren County, VA	141
Fauquier County, VA	134

Top 10 Places Workers are Commuting From

Area	Workers
Frederick County, VA	876
Berkeley County, WV	262
Winchester city, VA	253
Loudoun County, VA	199
Jefferson County, WV	195
Warren County, VA	129
Shenandoah County, VA	91
Hampshire County, WV	69
Fairfax County, VA	66
Prince William County, VA	42

Source: U.S. Census Bureau, OnTheMap Application and LEHD Origin-Destination Employment Statistics, 2014.

Please Note: Commuting patterns data is no longer produced from the Decennial Census. As an alternative, we are providing commuting data from the U.S. Census Bureau's OnTheMap application and LEHD Origin-Destination Employment Statistics program. Since this data is produced from an entirely different data set, it is not advisable to compare the new data with previously released commuting patterns. For more information about the OnTheMap application or the LEHD program, please visit the following website:

<http://lehd.ces.census.gov>

III. Economic Profile

Overview

The Economic Profile of Clarke County consists primarily of data produced by the Virginia Employment Commission, U.S. Census Bureau, and the Bureau of Labor Statistics.



Related Terms and Definitions

Average Weekly Wage

Computed as average quarterly wages divided by 13.

Consumer Price Index (CPI)

The Consumer Price Index measures the average change over time in the prices paid by urban consumers for a representative market basket of consumer goods and services.

Local Employment Dynamics (LED)

The Local Employment Dynamics Program at the Census Bureau, together with its state partners, provides employment information at the county, city, and Workforce Investment Area level. This information tracks workers in different industries by age and gender and provides statistics on job creation, separation, turnover, and wages.

Quarterly Census of Employment & Wages (QCEW)

A federal/state cooperative program that collects and compiles employment and wage data for workers covered by state unemployment insurance (UI) laws and the federal civilian workers covered by Unemployment Compensation for Federal Employees (UCFE). These data are maintained at the state in micro and macro levels and also sent to BLS quarterly.

Unemployment Insurance (UI)

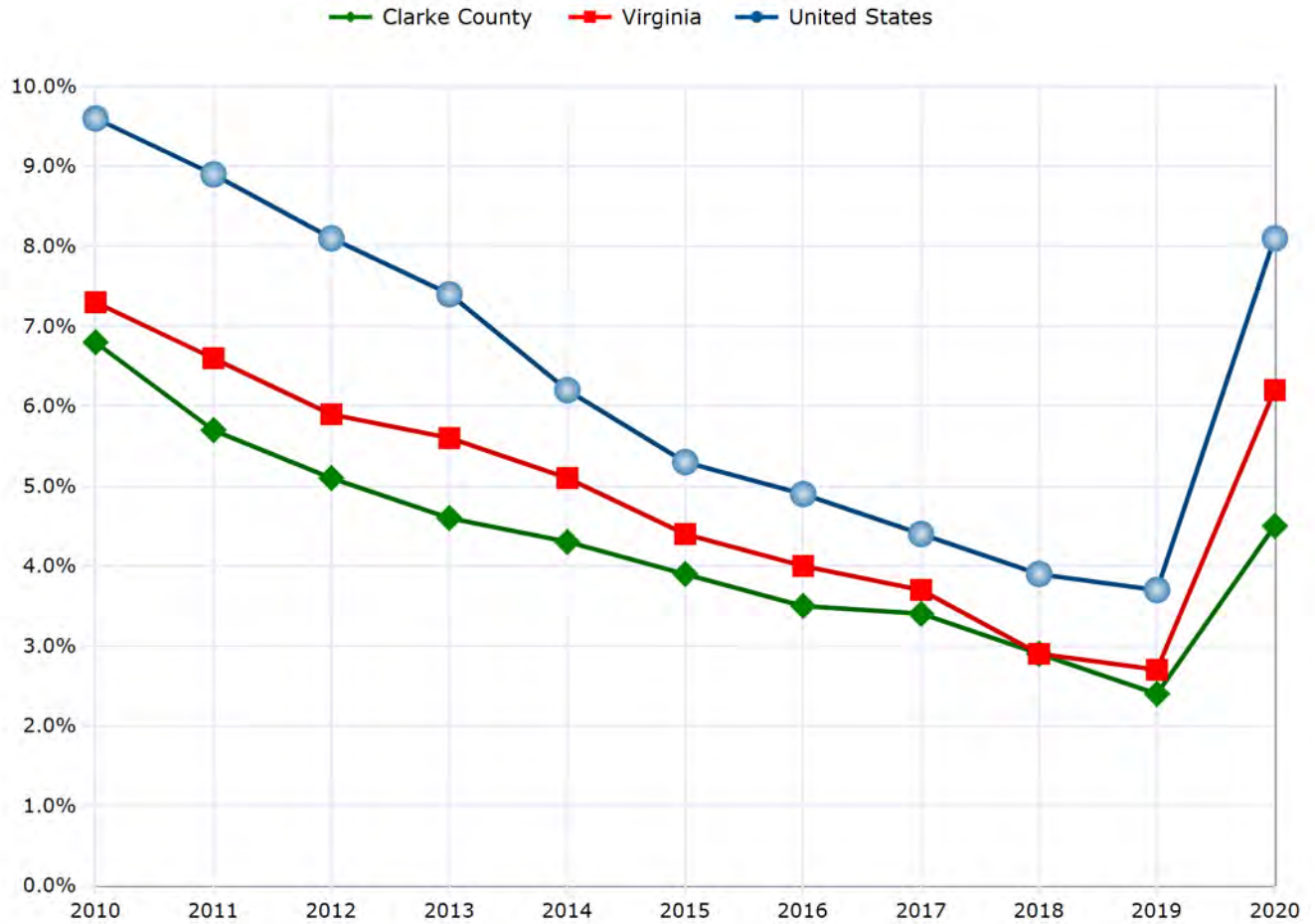
Unemployment insurance is a program for the accumulation of funds paid by employers to be used for the payment of unemployment insurance to workers during periods of unemployment which are beyond the workers' control. Unemployment insurance replaces a part of the worker's wage loss if he becomes eligible for payments.

Unemployment Rate

The number of unemployed people as a percentage of the labor force.

Unemployment Rates

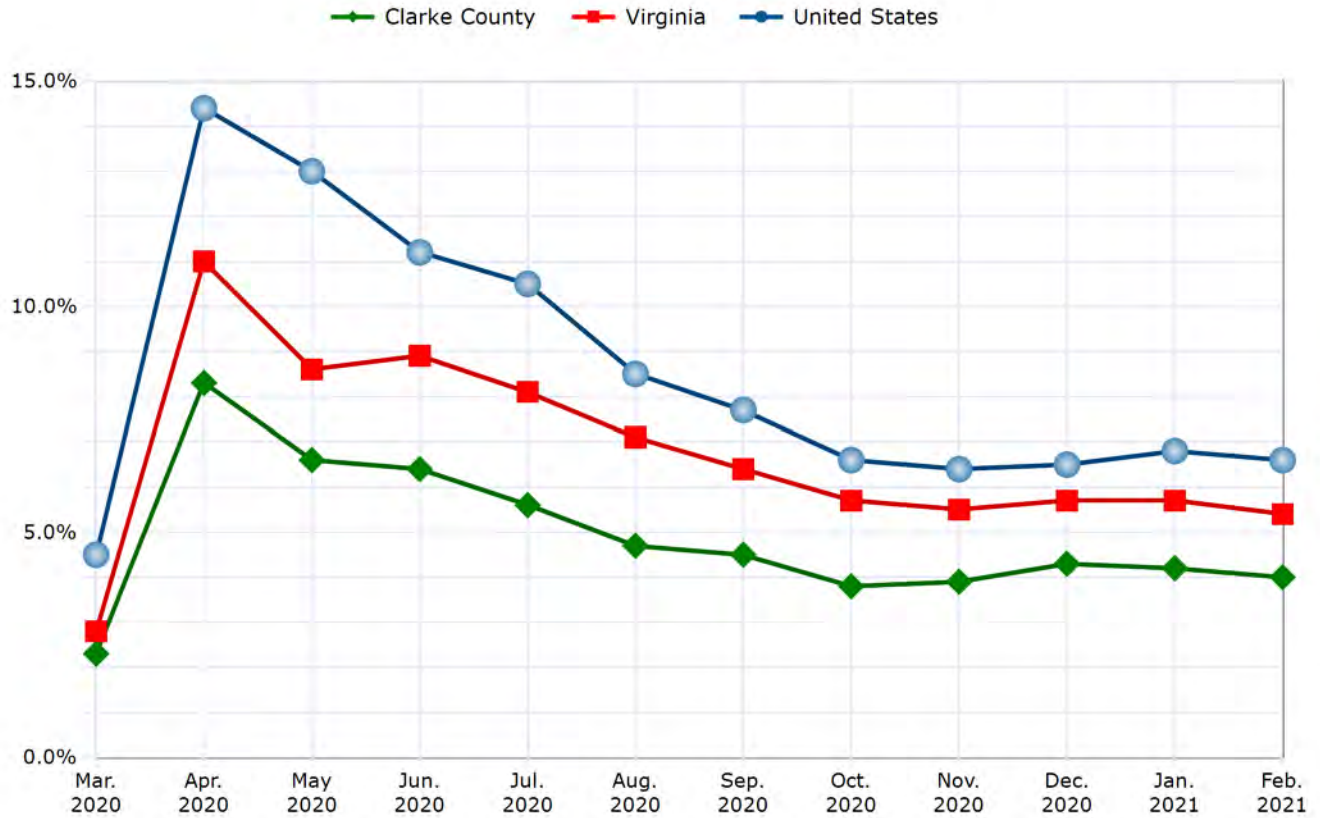
Trends



	Clarke County	Virginia	United States
2010	6.8%	7.3%	9.6%
2011	5.7%	6.6%	8.9%
2012	5.1%	5.9%	8.1%
2013	4.6%	5.6%	7.4%
2014	4.3%	5.1%	6.2%
2015	3.9%	4.4%	5.3%
2016	3.5%	4.0%	4.9%
2017	3.4%	3.7%	4.4%
2018	2.9%	2.9%	3.9%
2019	2.4%	2.7%	3.7%
2020	4.5%	6.2%	8.1%

Source: Virginia Employment Commission, Economic Information & Analytics, Local Area Unemployment Statistics.

Unemployment Rates *Past 12 Months*



	Clarke County	Virginia	United States
Mar. 2020	2.3%	2.8%	4.5%
Apr. 2020	8.3%	11.0%	14.4%
May 2020	6.6%	8.6%	13.0%
Jun. 2020	6.4%	8.9%	11.2%
Jul. 2020	5.6%	8.1%	10.5%
Aug. 2020	4.7%	7.1%	8.5%
Sep. 2020	4.5%	6.4%	7.7%
Oct. 2020	3.8%	5.7%	6.6%
Nov. 2020	3.9%	5.5%	6.4%
Dec. 2020	4.3%	5.7%	6.5%
Jan. 2021	4.2%	5.7%	6.8%
Feb. 2021	4.0%	5.4%	6.6%

Source: Virginia Employment Commission, Economic Information & Analytics, Local Area Unemployment Statistics.

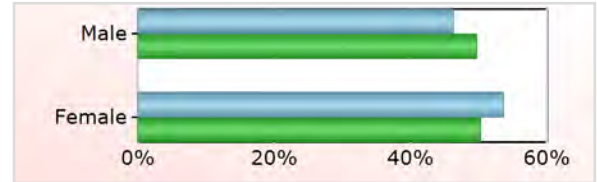
Characteristics of the Insured Unemployed

Total number of claimants: 82

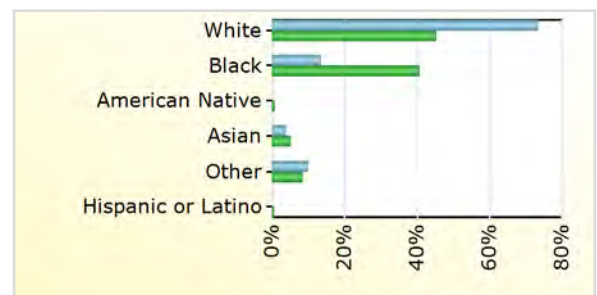
Clarke County - (82 claimants)

Virginia - (64,802 claimants)

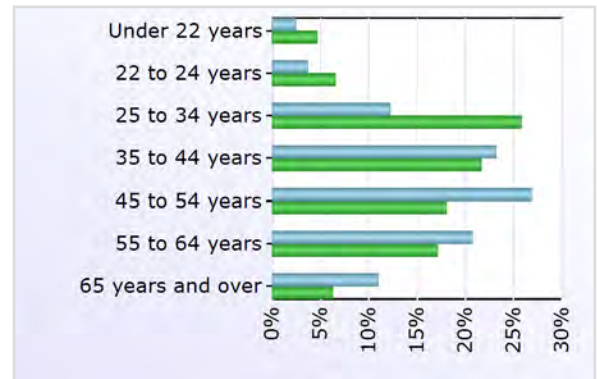
Gender	Clarke County	Virginia
Male	38	32,210
Female	44	32,592
Unspecified		



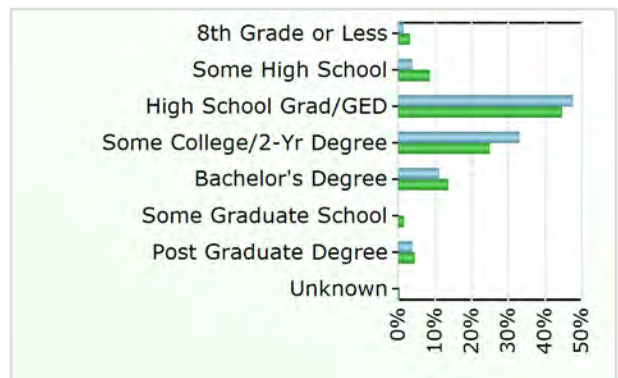
Race	Clarke County	Virginia
White	60	29,292
Black	11	26,250
American Native		376
Asian	3	3,242
Other	8	5,387
Hispanic or Latino		255



Age	Clarke County	Virginia
Under 22 years	2	3,009
22 to 24 years	3	4,245
25 to 34 years	10	16,701
35 to 44 years	19	14,015
45 to 54 years	22	11,677
55 to 64 years	17	11,079
65 years and over	9	4,076
Unknown		



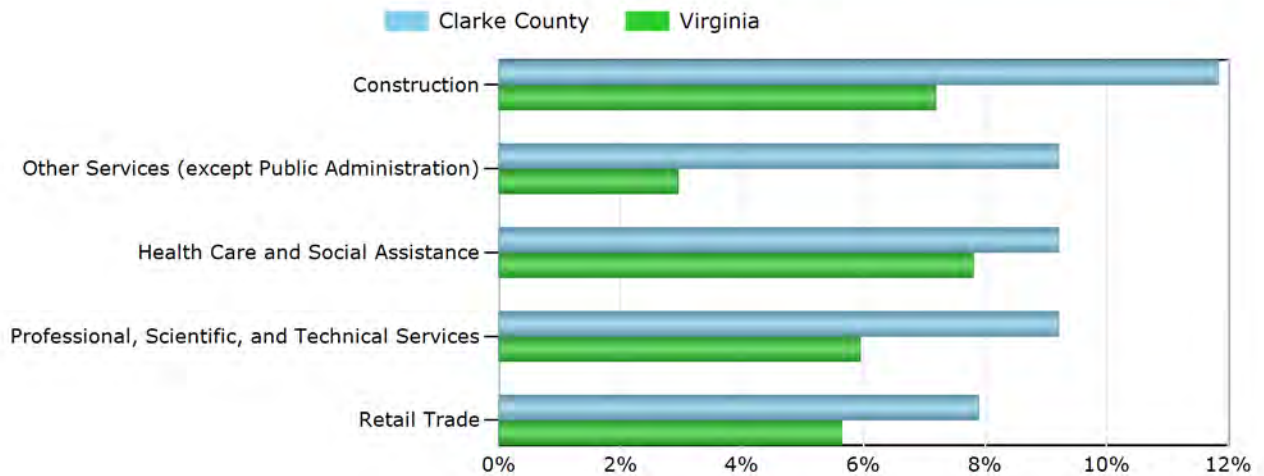
Education	Clarke County	Virginia
8th Grade or Less	1	1,955
Some High School	3	5,487
High School Grad/GED	39	28,836
Some College/2-Yr Degree	27	16,099
Bachelor's Degree	9	8,692
Some Graduate School		878
Post Graduate Degree	3	2,798
Unknown		57



Source: Virginia Employment Commission, Economic Information & Analytics, Characteristics of the Insured Unemployed, March 2021.

Characteristics of the Insured Unemployed

Top 5 Industries With Largest Number of Claimants in Clarke County
(excludes unclassified)



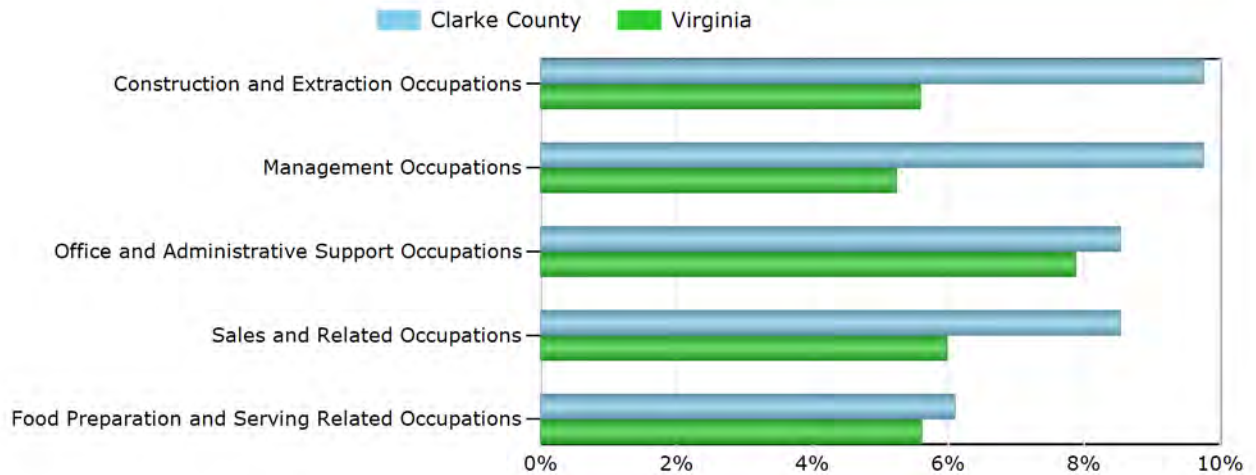
Industry	Clarke County	Virginia
Unclassified	28	23,031
Construction	9	4,219
Professional, Scientific, and Technical Services	7	3,489
Health Care and Social Assistance	7	4,581
Other Services (except Public Administration)	7	1,733
Retail Trade	6	3,313
Administrative and Support and Waste Management and Remediation Services	5	5,382
Accommodation and Food Services	4	4,524
Educational Services	2	1,250
Wholesale Trade	1	1,258
Agriculture, Forestry, Fishing and Hunting		219
Mining, Quarrying, and Oil and Gas Extraction		131
Utilities		42
Manufacturing		826
Transportation and Warehousing		1,173
Information		649
Finance and Insurance		1,249
Real Estate and Rental and Leasing		738
Management of Companies and Enterprises		283
Arts, Entertainment, and Recreation		587

Source: Virginia Employment Commission, Economic Information & Analytics, Characteristics of the Insured Unemployed, March 2021.

Characteristics of the Insured Unemployed

Top 5 Occupation Groups With Largest Number of Claimants in Clarke County

(excludes unknown occupations)



Occupation	Clarke County	Virginia
Unknown Occupation Code	29	24,991
Management Occupations	8	3,393
Construction and Extraction Occupations	8	3,622
Sales and Related Occupations	7	3,874
Office and Administrative Support Occupations	7	5,105
Food Preparation and Serving Related Occupations	5	3,634
Transportation and Material Moving Occupations	4	2,929
Healthcare Support Occupations	3	1,944
Business and Financial Operations Occupations	2	1,496
Computer and Mathematical Occupations	2	1,200
Architecture and Engineering Occupations	1	613
Life, Physical, and Social Science Occupations	1	161
Community and Social Service Occupations	1	432
Arts, Design, Entertainment, Sports, and Media Occupations	1	756
Building and Grounds Cleaning and Maintenance Occupations	1	1,944
Installation, Maintenance, and Repair Occupations	1	1,478
Production Occupations	1	3,045
Legal Occupations		177
Education, Training, and Library Occupations		758
Healthcare Practitioners and Technical Occupations		902
Protective Service Occupations		555
Personal Care and Service Occupations		1,430
Farming, Fishing, and Forestry Occupations		272
Military Specific Occupations		91

Source: Virginia Employment Commission, Economic Information & Analytics, Characteristics of the Insured Unemployed, March 2021.

Unemployment Insurance Payments

Trends

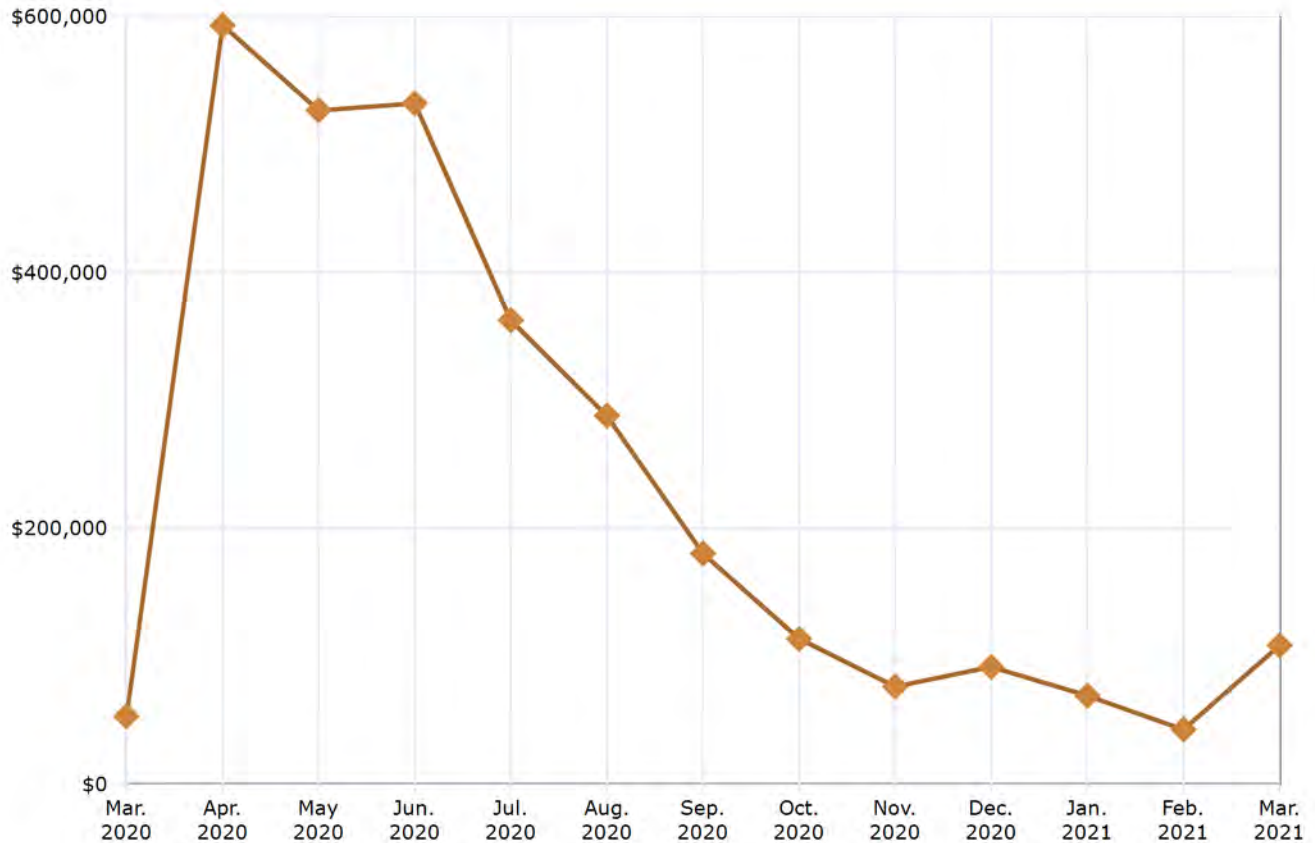


	Clarke County		Virginia	
	Weeks Paid	Amount Paid	Weeks Paid	Amount Paid
2010	3,566	\$1,070,113	2,727,738	\$748,174,724
2011	2,671	\$775,266	2,242,341	\$612,702,314
2012	2,700	\$843,467	2,102,986	\$592,044,339
2013	2,158	\$667,478	1,999,039	\$574,074,609
2014	1,603	\$510,110	1,684,690	\$490,522,709
2015	1,580	\$497,947	1,198,476	\$351,290,100
2016	1,369	\$453,757	1,263,292	\$379,622,081
2017	1,421	\$480,326	1,114,650	\$336,664,624
2018	1,443	\$485,861	941,154	\$286,468,017
2019	891	\$288,816	867,371	\$269,014,541
2020	10,244	\$2,858,490	8,600,869	\$2,279,487,650

Source: Virginia Employment Commission, Economic Information & Analytics, Unemployment Insurance Program.

Unemployment Insurance Payments

Past 12 Months



	Clarke County		Virginia	
	Weeks Paid	Amount Paid	Weeks Paid	Amount Paid
Mar. 2020	169	\$53,456	164,592	\$48,342,171
Apr. 2020	1,890	\$593,409	1,418,879	\$435,278,634
May 2020	2,012	\$526,981	1,495,631	\$379,537,653
Jun. 2020	2,069	\$532,430	1,657,148	\$406,903,693
Jul. 2020	1,409	\$362,936	1,272,291	\$313,456,013
Aug. 2020	1,016	\$288,262	982,051	\$253,927,512
Sep. 2020	633	\$180,579	588,291	\$157,008,770
Oct. 2020	392	\$113,769	348,205	\$93,609,402
Nov. 2020	252	\$76,530	253,862	\$70,664,075
Dec. 2020	285	\$91,804	264,721	\$72,517,142
Jan. 2021	211	\$69,413	206,663	\$58,627,142
Feb. 2021	127	\$43,065	128,393	\$35,675,688
Mar. 2021	330	\$108,704	213,920	\$60,192,022

Source: Virginia Employment Commission, Unemployment Insurance Program.

Employers by Size of Establishment

	Clarke County	Virginia
0 to 4 employees	313	184,986
5 to 9 employees	70	39,394
10 to 19 employees	37	28,395
20 to 49 employees	21	20,408
50 to 99 employees	7	6,933
100 to 249 employees	***	3,571
250 to 499 employees	***	1,091
500 to 999 employees	0	357
1000 and over employees	0	244
	453	285,379

Employment by Size of Establishment

	Clarke County	Virginia
0 to 4 employees	480	245,263
5 to 9 employees	466	261,483
10 to 19 employees	488	385,671
20 to 49 employees	597	613,463
50 to 99 employees	457	479,021
100 to 249 employees	***	533,476
250 to 499 employees	***	371,937
500 to 999 employees	0	245,220
1000 and over employees	0	655,214
	3,639	3,790,748

Note: Asterisks (***) indicate non-disclosable data.
'Zero; no employment' typically represents new startup firms or sole-proprietorships.

Source: Virginia Employment Commission, Economic Information & Analytics, Quarterly Census of Employment and Wages (QCEW), 4th Quarter (October, November, December) 2020.

50 Largest Employers

- | | |
|--|---|
| 1. Berryville Graphics | 26. Mcdonalds Lee Highway |
| 2. Clarke County School Board | 27. Postal Service |
| 3. Clarke County | 28. B Chord Brewing Company |
| 4. Grafton School, Inc. | 29. G A & F C Wagman Inc |
| 5. Coral Graphic Services Inc. | 30. Rosemont Manor LLC |
| 6. Martin's Food Market | 31. Waterloo Incorporated |
| 7. American Woodmark Corporation | 32. Leesburg Southern Electrical |
| 8. GI Virginia Rose Hill LLC | 33. Locke Store LLC |
| 9. Powhatan School | 34. Southern Building Service Inc |
| 10. Bank of Clarke County | 35. A T & T Technical Service Inc |
| 11. The Red Gate Group Limited | 36. Healthcare Services Group |
| 12. Cochrans Lumber & Millwork Inc | 37. Champion Iron Works Inc |
| 13. Christopher Hansen | 38. The Heritage Child Develo |
| 14. Atlantic Construction Company | 39. Camino Real Nexican Restaurant |
| 15. IVQ Berryville OpCo LP | 40. Gsm Consulting Inc |
| 16. Project Hope | 41. Mercer Vu Farms Inc. |
| 17. Town of Berryville | 42. Rivers Edge Landscapes |
| 18. Berlin Steel | 43. Berryville Physical Therapy and Welness |
| 19. Doodlebug Dog Walker LLC | 44. White Post Supply, Inc. |
| 20. Handy Mart | 45. Audley Farm |
| 21. L. Auberge Provencale | 46. Enders Funeral Home |
| 22. University of Virginia / Blue Ridge Hospital | 47. Nalls Farm Market |
| 23. Griffith Consumers Company | 48. Southern Veterinary Partners |
| 24. Stuart M. Perry Inc. | 49. Berryville Medical Associates |
| 25. McDonald's | 50. Harris Construction Inc |

Source: Virginia Employment Commission, *Economic Information & Analytics, Quarterly Census of Employment and Wages (QCEW), 4th Quarter (October, November, December) 2020.*

Did you know...

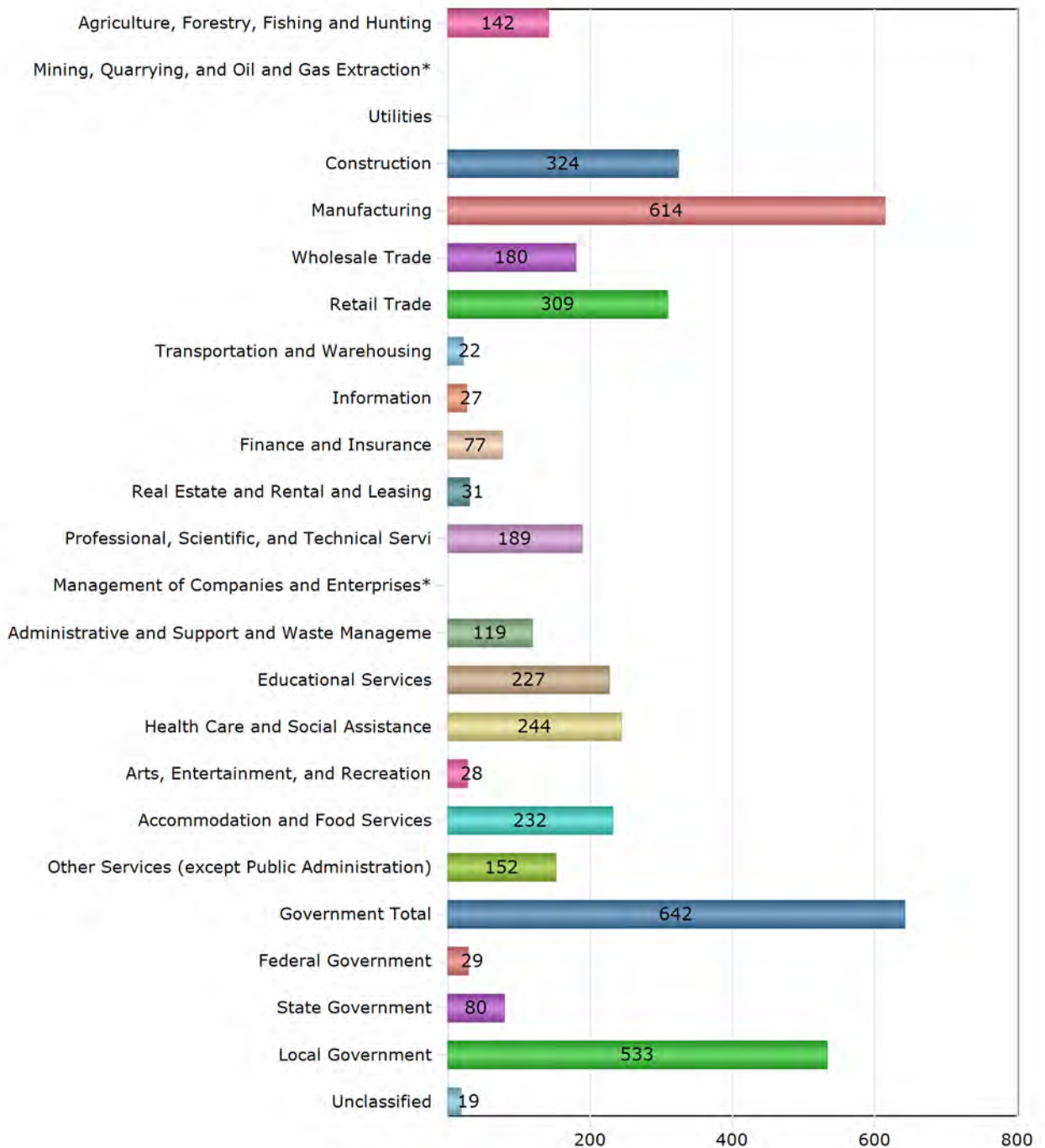
you can search over 300,000 employer listings on our website provided by Infogroup? This easy-to-use feature lets you search for employers by keyword, industry, sales volume, size range, and more!



For this data and more, visit us on the web at:

www.VirginiaLMI.com

Employment by Industry

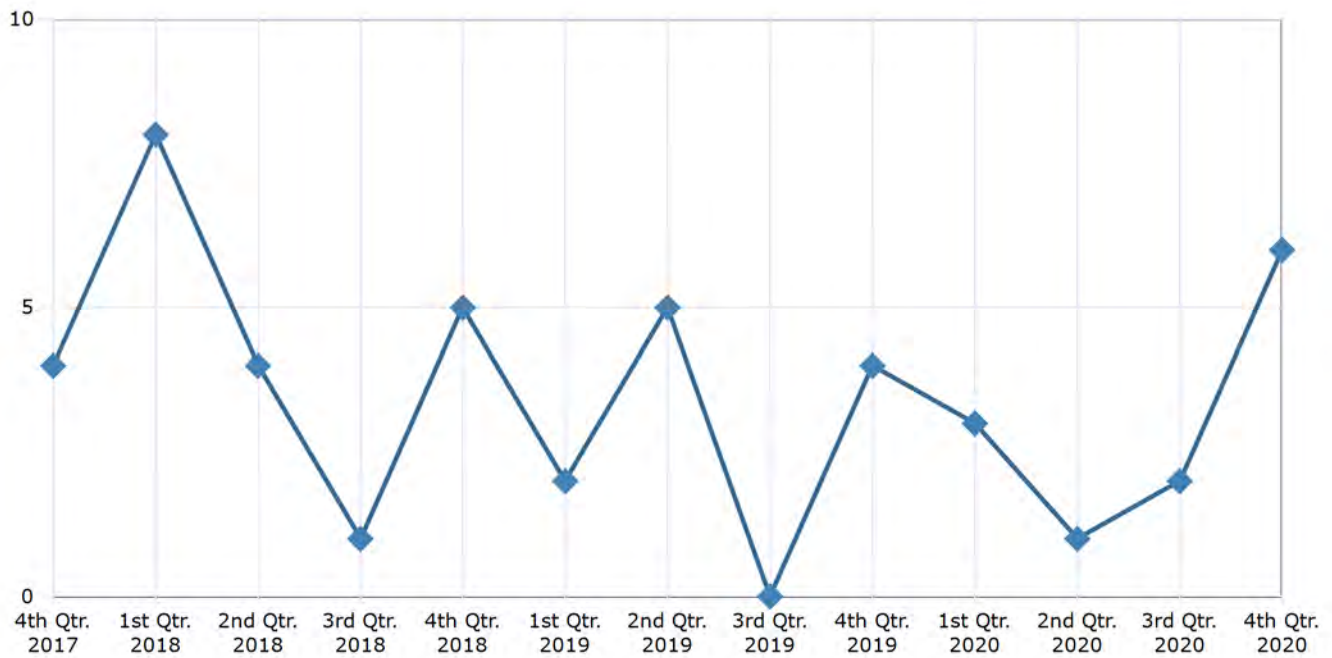


Total: 3,638

Note: Asterisk (*) indicates non-disclosable data.

Source: Virginia Employment Commission, Economic Information & Analytics, Quarterly Census of Employment and Wages (QCEW), 4th Quarter (October, November, December) 2020.

New Startup Firms



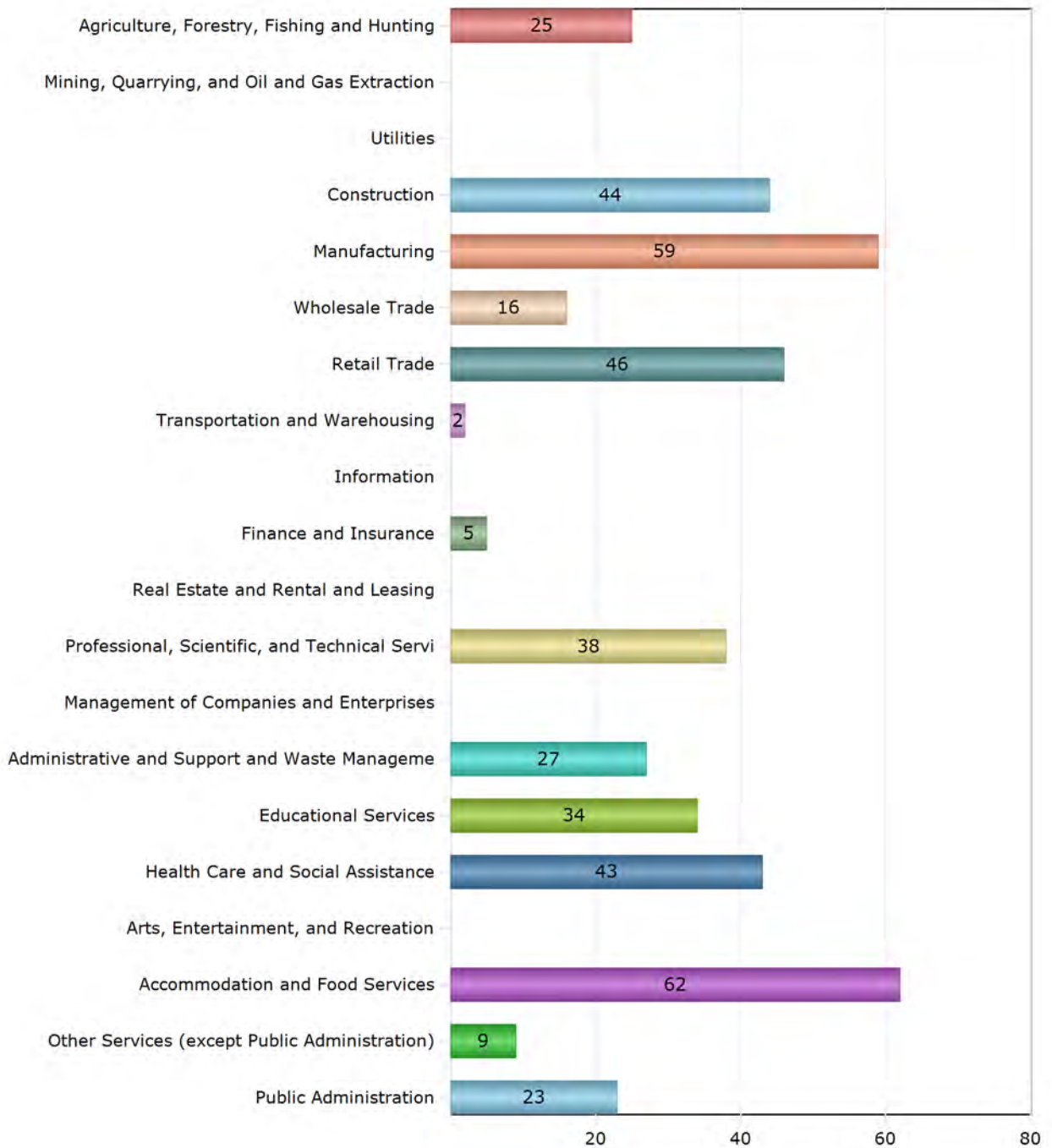
	Clarke County	Virginia
4th Qtr. 2017	4	3,058
1st Qtr. 2018	8	3,973
2nd Qtr. 2018	4	3,959
3rd Qtr. 2018	1	4,028
4th Qtr. 2018	5	3,641
1st Qtr. 2019	2	4,387
2nd Qtr. 2019	5	4,302
3rd Qtr. 2019		1,093
4th Qtr. 2019	4	4,219
1st Qtr. 2020	3	4,299
2nd Qtr. 2020	1	3,279
3rd Qtr. 2020	2	4,309
4th Qtr. 2020	6	4,601

Note: The following criteria was used to define new startup firms:

- 1.) Setup and liability date both occurred during 4th Quarter (October, November, December) 2020
- 2.) Establishment had no predecessor UI Account Number
- 3.) Private Ownership
- 4.) Average employment is less than 250
- 5.) For multi-unit establishments, the parent company must also meet the above criteria.

Source: Virginia Employment Commission, Economic Information & Analytics, Quarterly Census of Employment and Wages (QCEW), 4th Quarter (October, November, December) 2020.

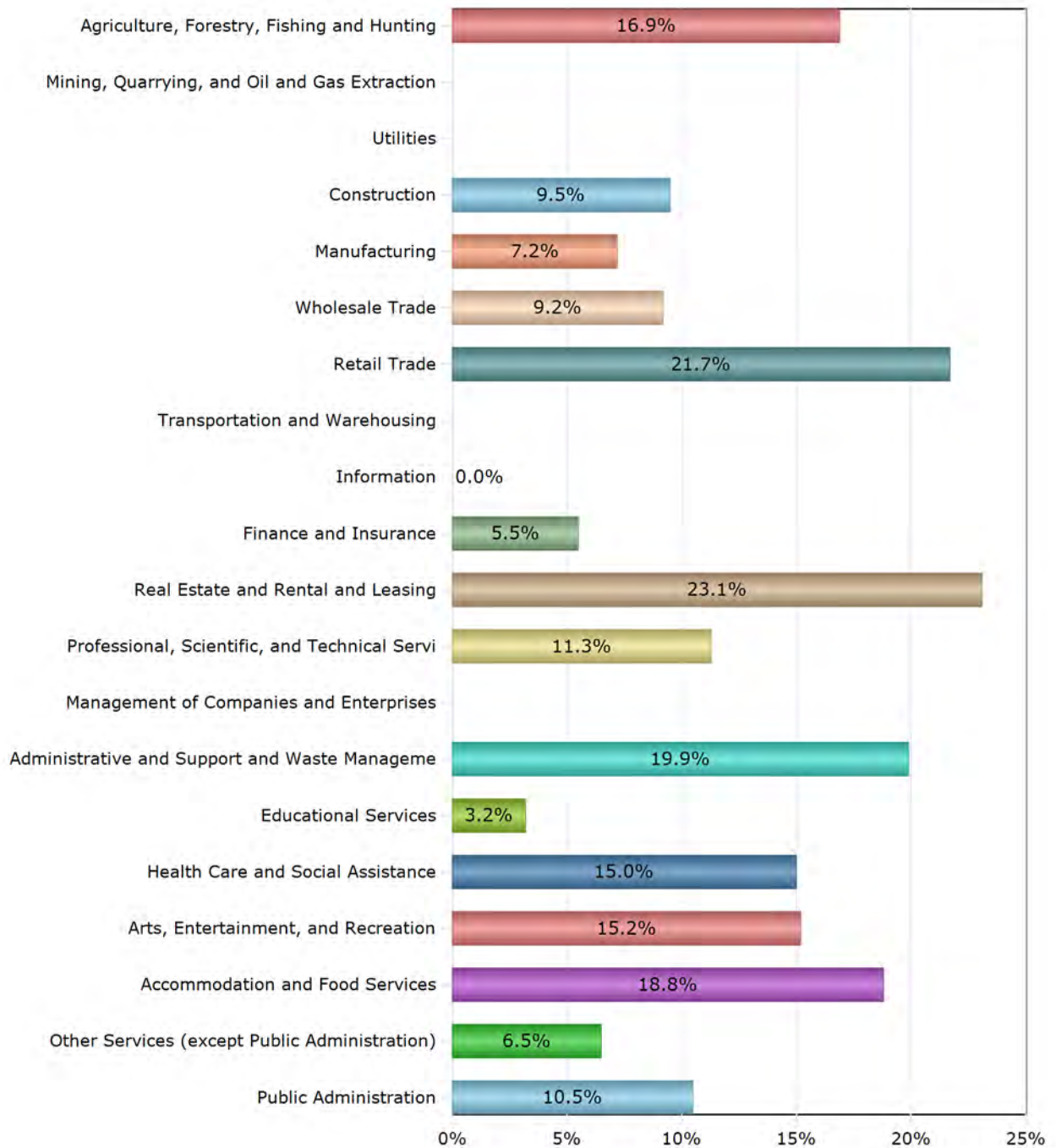
New Hires by Industry



Total: 433

Source: U.S. Census Bureau, Local Employment Dynamics (LED) Program, 1st Quarter (January, February, March) 2020, all ownerships.

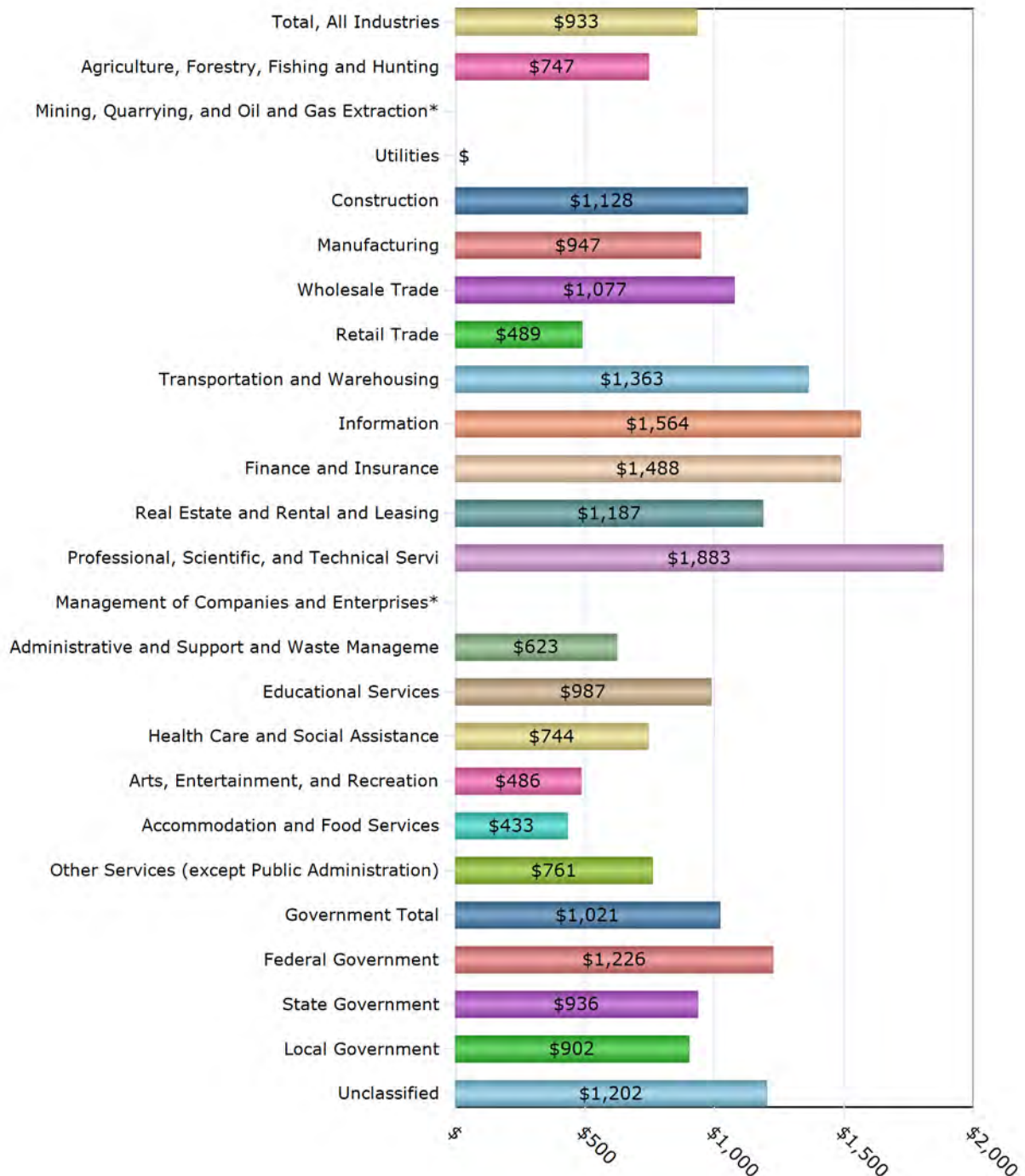
Turnover by Industry



Average: 12.1%

Source: U.S. Census Bureau, Local Employment Dynamics (LED) Program, 4th Quarter (October, November, December) 2019, all ownerships.

Average Weekly Wage by Industry



Note: Asterisk (*) indicates non-disclosable data.

Source: Virginia Employment Commission, Economic Information & Analytics, Quarterly Census of Employment and Wages (QCEW), 4th Quarter (October, November, December) 2020.

Age of Workers by Industry

	14–18	19–21	22–24	25–34	35–44	45–54	55–64	65+
Total, All Industries	94	123	158	720	755	864	838	291
Agriculture, Forestry, Fishing and Hunting	5	4	9	27	23	27	31	21
Mining, Quarrying, and Oil and Gas Extraction								
Utilities								
Construction	3	18	18	84	83	91	74	26
Manufacturing	3	26	29	94	132	177	207	31
Wholesale Trade		6	7	54	52	38	48	15
Retail Trade	34	17	11	47	35	23	39	23
Transportation and Warehousing				6	11	3	5	
Information				3	8	3	5	
Finance and Insurance			3	15	12	18	25	4
Real Estate and Rental and Leasing				4	6	7	7	11
Professional, Scientific, and Technical Services		6	5	34	42	50	42	7
Management of Companies and Enterprises								
Administrative and Support and Waste Management		5	6	22	16	25	25	11
Educational Services			27	140	165	180	133	54
Health Care and Social Assistance	6	14	7	56	41	67	55	17
Arts, Entertainment, and Recreation				3	5	5	5	
Accommodation and Food Services	38	17	19	55	35	31	27	15
Other Services (except Public Administration)		5	8	24	37	48	43	27
Public Administration			6	43	43	49	52	22

Source: U.S. Census Bureau, Local Employment Dynamics (LED) Program, 1st Quarter (January, February, March) 2020, all ownerships.

What is LED?

Developed by the U.S. Census Bureau, the Local Employment Dynamics (LED) program merges Virginia's Unemployment Compensation wage and employer records with Census demographic data. Read more about LED on the following website:

<http://lehd.did.census.gov/led/>



Industry Employment and Projections

Long Term

	Employment			Percent	
	Estimated 2014	Projected 2024	Change	Total	Annual
Total, All Industries	220,023	238,946	18,923	8.6%	.83%
Agriculture, Forestry, Fishing and Hunting	491	561	70	14.26%	1.34%
Mining, Quarrying, and Oil and Gas Extraction	281	280	-1	-.36%	-.04%
Utilities	612	546	-66	-10.78%	-1.13%
Construction	10,419	11,636	1,217	11.68%	1.11%
Manufacturing	31,099	29,256	-1,843	-5.93%	-.61%
Wholesale Trade	5,787	5,895	108	1.87%	.19%
Retail Trade	26,114	27,872	1,758	6.73%	.65%
Transportation and Warehousing	10,233	11,270	1,037	10.13%	.97%
Information	2,686	2,606	-80	-2.98%	-.3%
Finance and Insurance	4,906	5,290	384	7.83%	.76%
Real Estate and Rental and Leasing	2,194	2,282	88	4.01%	.39%
Professional, Scientific, and Technical Servi Management of Companies and Enterprises	5,683	6,582	899	15.82%	1.48%
Administrative and Support and Waste Manageme	2,881	2,995	114	3.96%	.39%
Educational Services	7,871	8,593	722	9.17%	.88%
Health Care and Social Assistance	25,370	28,703	3,333	13.14%	1.24%
Arts, Entertainment, and Recreation	27,211	33,047	5,836	21.45%	1.96%
Accommodation and Food Services	2,509	2,769	260	10.36%	.99%
Other Services (except Public Administration)	22,117	24,743	2,626	11.87%	1.13%
	5,521	6,031	510	9.24%	.89%

*Note: Asterisks (***) indicate non-disclosable data.
Projections data is for Shenandoah Valley (LWDA IV). No data available for Clarke County.*

*Source: Virginia Employment Commission, Economic Information & Analytics,
Long Term Industry and Occupational Projections, 2014-2024.*

Industry Employment and Projections

Short Term

	Employment			Percent	
	Estimated 2015	Projected 2017	Change	Total	Annual
Total, All Industries	3,977,496	4,093,656	116,160	2.92%	1.45%
Agriculture, Forestry, Fishing and Hunting	4,210	4,433	223	5.3%	2.61%
Mining, Quarrying, and Oil and Gas Extraction	6,805	5,869	-936	-13.75%	-7.13%
Utilities	10,717	10,695	-22	-.21%	-.1%
Construction	185,026	195,598	10,572	5.71%	2.82%
Manufacturing	232,632	233,073	441	.19%	.09%
Wholesale Trade	110,001	111,188	1,187	1.08%	.54%
Retail Trade	412,345	421,889	9,544	2.31%	1.15%
Transportation and Warehousing	112,837	117,619	4,782	4.24%	2.1%
Information	69,554	68,654	-900	-1.29%	-.65%
Finance and Insurance	131,712	136,266	4,554	3.46%	1.71%
Real Estate and Rental and Leasing	52,593	53,535	942	1.79%	.89%
Professional, Scientific, and Technical Servi Management of Companies and Enterprises	394,584	409,625	15,041	3.81%	1.89%
Administrative and Support and Waste Manageme	74,086	75,252	1,166	1.57%	.78%
Educational Services	224,339	236,780	12,441	5.55%	2.74%
Health Care and Social Assistance	365,350	372,071	6,721	1.84%	.92%
Arts, Entertainment, and Recreation	427,570	446,476	18,906	4.42%	2.19%
Accommodation and Food Services	56,096	57,991	1,895	3.38%	1.68%
Other Services (except Public Administration)	334,516	349,857	15,341	4.59%	2.27%
	133,850	136,332	2,482	1.85%	.92%

*Note: Asterisks (***) indicate non-disclosable data.
Projections data is for Virginia Statewide. No data available for Clarke County.*

*Source: Virginia Employment Commission, Economic Information & Analytics,
Short Term Industry and Occupational Projections, 2015-2017.*

Occupation Employment and Projections

Long Term

	Employment			Openings		
	Estimated 2014	Projected 2024	% Change	Replace-ments	Growth	Total
Total, All Occupations	220,023	238,946	8.6%	5,301	2,102	7,403
Management Occupations	7,157	7,704	7.64%	167	57	224
Business and Financial Operations Occupations	7,279	7,964	9.41%	148	69	217
Computer and Mathematical Occupations	3,393	3,757	10.73%	48	38	86
Architecture and Engineering Occupations	2,020	2,068	2.38%	48	8	56
Life, Physical, and Social Science Occupations	1,187	1,304	9.86%	35	14	49
Community and Social Service Occupations	2,702	3,076	13.84%	59	37	96
Legal Occupations	985	1,079	9.54%	18	10	28
Education, Training, and Library Occupations	14,918	17,019	14.08%	314	210	524
Arts, Design, Entertainment, Sports, and Media Occupations	2,968	3,177	7.04%	74	24	98
Healthcare Practitioners and Technical Occupations	11,930	14,088	18.09%	260	216	476
Healthcare Support Occupations	6,429	8,223	27.9%	140	180	320
Protective Service Occupations	4,094	4,625	12.97%	106	53	159
Food Preparation and Serving Related Occupations	19,642	22,275	13.4%	724	274	998
Building and Grounds Cleaning and Maintenance Occupations	9,264	10,059	8.58%	187	80	267
Personal Care and Service Occupations	8,629	9,833	13.95%	176	121	297
Sales and Related Occupations	24,134	25,530	5.78%	763	141	904
Office and Administrative Support Occupations	30,763	32,264	4.88%	692	198	890
Farming, Fishing, and Forestry Occupations	765	772	.92%	18	3	21
Construction and Extraction Occupations	10,178	11,130	9.35%	152	97	249
Installation, Maintenance, and Repair Occupations	10,213	11,075	8.44%	241	90	331
Production Occupations	21,100	20,191	-4.31%	469	36	505
Transportation and Material Moving Occupations	20,273	21,733	7.2%	464	146	610

Note: Asterisks (***) indicate non-disclosable data.
Projections data is for Shenandoah Valley (LWDA IV). No data available for Clarke County.

Source: Virginia Employment Commission, Economic Information & Analytics,
Long Term Industry and Occupational Projections, 2014-2024.

Occupation Employment and Projections

Short Term

	Employment			Openings		
	Estimated 2015	Projected 2017	% Change	Replacements	Growth	Total
Total, All Occupations	3,977,496	4,093,656	2.92%	92,736	59,171	151,907
Management Occupations	211,684	216,918	2.47%	4,446	2,618	7,064
Business and Financial Operations Occupations	276,201	284,397	2.97%	4,962	4,098	9,060
Computer and Mathematical Occupations	203,891	212,732	4.34%	2,536	4,451	6,987
Architecture and Engineering Occupations	78,184	79,032	1.08%	1,861	488	2,349
Life, Physical, and Social Science Occupations	33,613	34,156	1.62%	820	278	1,098
Community and Social Service Occupations	53,847	56,057	4.1%	1,101	1,105	2,206
Legal Occupations	43,892	44,747	1.95%	712	428	1,140
Education, Training, and Library Occupations	243,781	249,029	2.15%	5,092	2,624	7,716
Arts, Design, Entertainment, Sports, and Media Occupations	61,233	62,553	2.16%	1,408	678	2,086
Healthcare Practitioners and Technical Occupations	205,158	211,360	3.02%	4,160	3,102	7,262
Healthcare Support Occupations	90,672	94,357	4.06%	1,859	1,842	3,701
Protective Service Occupations	105,361	107,514	2.04%	2,354	1,081	3,435
Food Preparation and Serving Related Occupations	327,173	342,449	4.67%	14,249	7,644	21,893
Building and Grounds Cleaning and Maintenance Occupations	151,649	157,036	3.55%	2,839	2,694	5,533
Personal Care and Service Occupations	155,803	163,251	4.78%	3,230	3,728	6,958
Sales and Related Occupations	423,418	432,998	2.26%	13,691	4,790	18,481
Office and Administrative Support Occupations	554,516	566,160	2.1%	11,737	5,962	17,699
Farming, Fishing, and Forestry Occupations	6,868	7,147	4.06%	168	141	309
Construction and Extraction Occupations	187,792	195,659	4.19%	2,884	4,098	6,982
Installation, Maintenance, and Repair Occupations	152,257	156,081	2.51%	3,384	2,080	5,464
Production Occupations	181,313	183,120	1%	3,937	1,364	5,301
Transportation and Material Moving Occupations	229,190	236,903	3.37%	5,304	3,878	9,182

Note: Asterisks (***) indicate non-disclosable data.
Projections data is for Virginia Statewide. No data available for Clarke County.

Source: Virginia Employment Commission, Economic Information & Analytics, Short Term Industry and Occupational Projections, 2015-2017.

Error: Subreport could not be shown.

Declining Occupations

	Employment			Openings		
	Estimated 2014	Projected 2024	% Change	Replace-ments	Growth	Total
Rolling Machine Setters, Operators, and Tenders, Metal and Plastic	***	***	***	***	***	***
Sewing Machine Operators	372	262	-29.57%	2	0	2
Molding, Coremaking, and Casting Machine Setters, Operators, and Tenders, Metal and Plastic	271	195	-28.04%	4	0	4
Extruding and Drawing Machine Setters, Operators, and Tenders, Metal and Plastic	300	217	-27.67%	7	0	7
Prepress Technicians and Workers	139	107	-23.02%	2	0	2
Postal Service Clerks	144	112	-22.22%	2	0	2
Postal Service Mail Carriers	439	342	-22.1%	8	0	8
Textile Winding, Twisting, and Drawing Out Machine Setters, Operators, and Tenders	***	***	***	***	***	***
Cutting, Punching, and Press Machine Setters, Operators, and Tenders, Metal and Plastic	417	331	-20.62%	5	0	5
Grinding, Lapping, Polishing, and Buffing Machine Tool Setters, Operators, and Tenders, Metal and Plastic	117	93	-20.51%	5	0	5
Forging Machine Setters, Operators, and Tenders, Metal and Plastic	***	***	***	***	***	***
Mail Clerks and Mail Machine Operators, Except Postal Service	105	87	-17.14%	2	0	2
Lathe and Turning Machine Tool Setters, Operators, and Tenders, Metal and Plastic	***	***	***	***	***	***
Extruding, Forming, Pressing, and Compacting Machine Setters, Operators, and Tenders	281	240	-14.59%	10	0	10
Electrical and Electronic Equipment Assemblers	163	141	-13.5%	2	0	2
Adhesive Bonding Machine Operators and Tenders	562	497	-11.57%	15	0	15
Farmworkers and Laborers, Crop, Nursery, and Greenhouse	118	105	-11.02%	3	0	3
Chemical Equipment Operators and Tenders	***	***	***	***	***	***
Procurement Clerks	107	96	-10.28%	4	0	4
Cooks, Fast Food	1,068	964	-9.74%	28	0	28

Note: Asterisks (***) indicate non-disclosable data.
Projections data is for Shenandoah Valley (LWDA IV). No data available for Clarke County.

Source: Virginia Employment Commission, Economic Information & Analytics, Long Term Industry and Occupational Projections, 2014-2024.

Consumer Price Index (CPI)

All Urban Consumers (CPI-U)

	Jan.	Feb.	Mar.	Apr.	May	Jun.	Jul.	Aug.	Sep.	Oct.	Nov.	Dec.	Ann.	% chg
2011	220.223	221.309	223.467	224.906	225.964	225.722	225.922	226.545	226.889	226.421	226.230	225.672	224.939	3.2
2012	226.665	227.663	229.392	230.085	229.815	229.478	229.104	230.379	231.407	231.317	230.221	229.601	229.594	2.1
2013	230.280	232.166	232.773	232.531	232.945	233.504	233.596	233.877	234.149	233.546	233.069	233.049	232.957	1.5
2014	233.916	234.781	236.293	237.072	237.900	238.343	238.250	237.852	238.031	237.433	236.151	234.812	236.736	1.6
2015	233.707	234.722	236.119	236.599	237.805	238.638	238.654	238.316	237.945	237.838	237.336	236.525	237.017	0.1
2016	236.916	237.111	238.132	239.261	240.229	241.018	240.628	240.849	241.428	241.729	241.353	241.432	240.007	1.3
2017	242.839	243.603	243.801	244.524	244.733	244.955	244.786	245.519	246.819	246.663	246.669	246.524	245.120	2.1
2018	247.867	248.991	249.554	250.546	251.588	251.989	252.006	252.146	252.439	252.885	252.038	251.233	251.107	2.4
2019	251.712	252.776	254.202	255.548	256.092	256.143	256.571	256.558	256.759	257.346	257.208	256.974	255.657	1.8
2020	257.971	258.678	258.115	256.389	256.394	257.797	259.101	259.918	260.280	260.388	260.229	260.474	258.811	1.2
2021	261.582	263.014												

Urban Wage Earners and Clerical Workers (CPI-W)

	Jan.	Feb.	Mar.	Apr.	May	Jun.	Jul.	Aug.	Sep.	Oct.	Nov.	Dec.	Ann.	% chg
2011	216.400	217.535	220.024	221.743	222.954	222.522	222.686	223.326	223.688	223.043	222.813	222.166	221.575	3.6
2012	223.216	224.317	226.304	227.012	226.600	226.036	225.568	227.056	228.184	227.974	226.595	225.889	226.229	2.1
2013	226.520	228.677	229.323	228.949	229.399	230.002	230.084	230.359	230.537	229.735	229.133	229.174	229.324	1.4
2014	230.040	230.871	232.560	233.443	234.216	234.702	234.525	234.030	234.170	233.229	231.551	229.909	232.771	1.5
2015	228.294	229.421	231.055	231.520	232.908	233.804	233.806	233.366	232.661	232.373	231.721	230.791	231.810	-0.4
2016	231.061	230.972	232.209	233.438	234.436	235.289	234.771	234.904	235.495	235.732	235.215	235.390	234.076	1.0
2017	236.854	237.477	237.656	238.432	238.609	238.813	238.617	239.448	240.939	240.573	240.666	240.526	239.051	2.1
2018	241.919	242.988	243.463	244.607	245.770	246.196	246.155	246.336	246.565	247.038	245.933	244.786	245.146	2.5
2019	245.133	246.218	247.768	249.332	249.871	249.747	250.236	250.112	250.251	250.894	250.644	250.452	249.222	1.7
2020	251.361	251.935	251.375	249.515	249.521	251.054	252.636	253.597	254.004	254.076	253.826	254.081	252.248	1.2
2021	255.296	256.843												

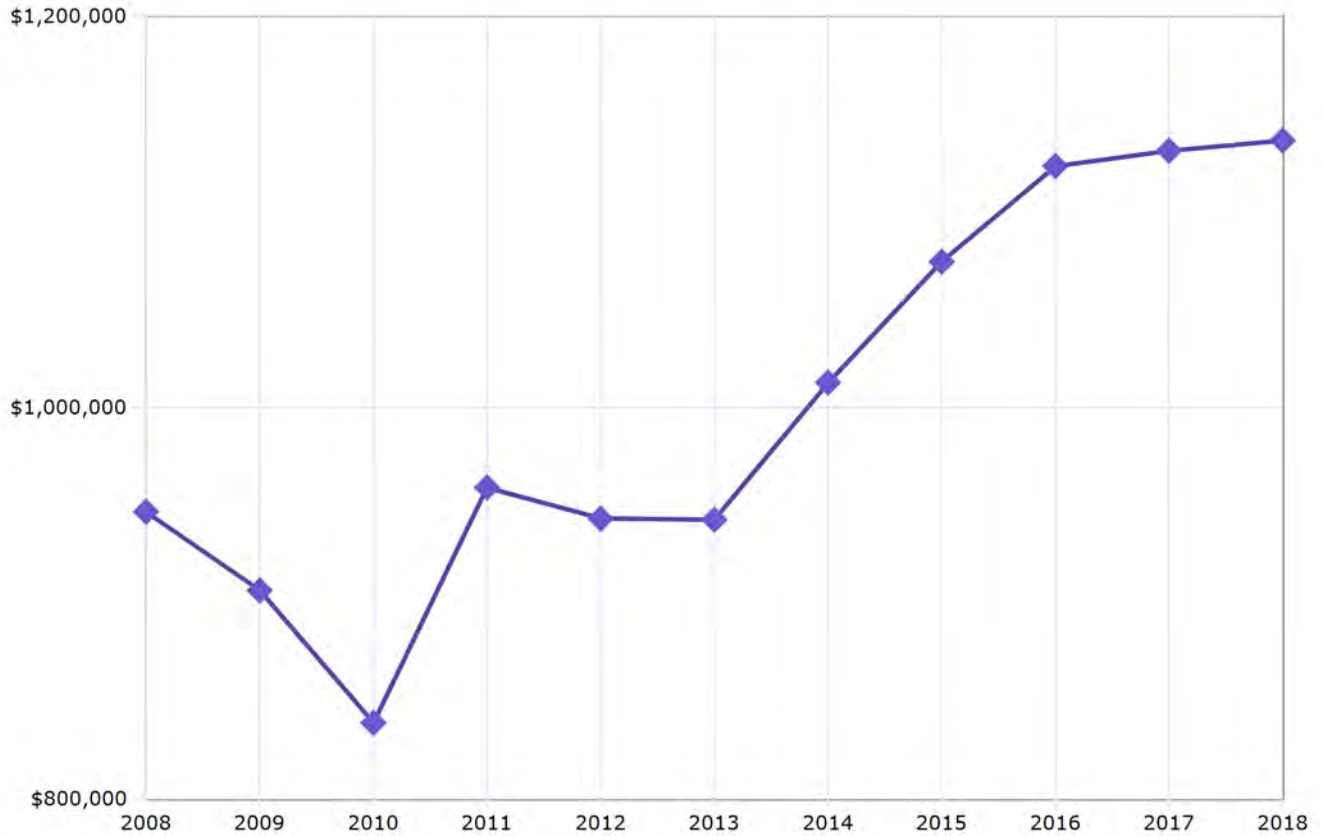
Note: CPI data is for the United States only. No data available for Clarke County.

The CPI-U includes expenditures by urban wage earners and clerical workers, professional, managerial, and technical workers, the self-employed, short-term workers, the unemployed, retirees and others not in the labor force. The CPI-W only includes expenditures by those in hourly wage earning or clerical jobs.

Source: Bureau of Labor Statistics,
Consumer Price Indexes (CPI) Program.

Local Option Sales Tax

Trends

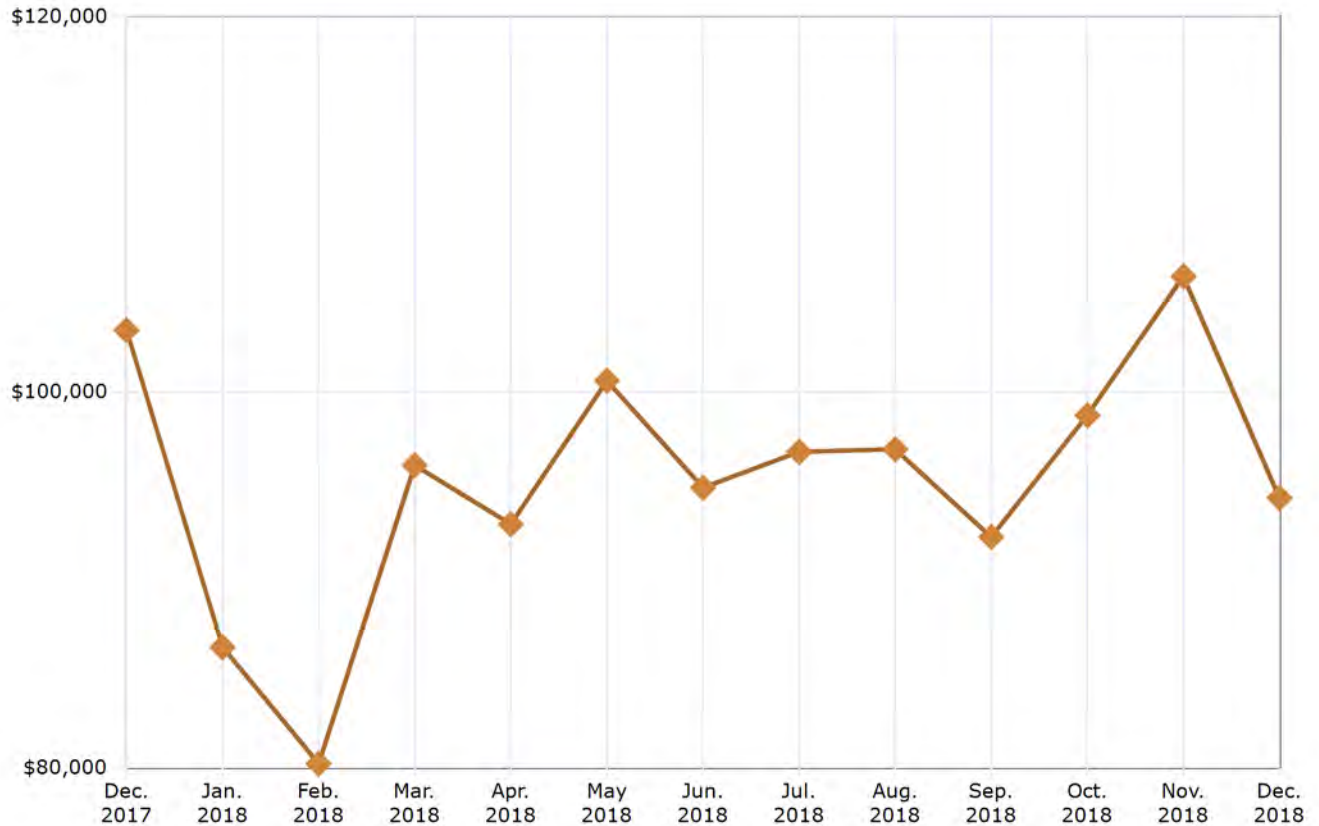


	Clarke County	Virginia
2008	\$946,762	\$1,032,815,078
2009	\$906,567	\$979,594,664
2010	\$838,981	\$992,820,512
2011	\$959,165	\$1,035,981,229
2012	\$943,215	\$1,080,663,042
2013	\$942,685	\$1,093,292,668
2014	\$1,012,722	\$1,131,194,860
2015	\$1,074,496	\$1,179,611,271
2016	\$1,123,360	\$1,202,257,995
2017	\$1,131,191	\$1,232,981,515
2018	\$1,136,434	\$1,282,022,261

Note: This data is based on Virginia sales tax revenues deposited, rather than the actual taxable sales figures as reported on a dealer's return.

Source: Virginia Department of Taxation, Revenue Forecasting.

Local Option Sales Tax Past 12 Months



	Clarke County	Virginia
Dec. 2017	\$103,279	\$123,193,863
Jan. 2018	\$86,408	\$90,794,207
Feb. 2018	\$80,216	\$90,576,093
Mar. 2018	\$96,096	\$107,834,402
Apr. 2018	\$92,955	\$102,372,977
May 2018	\$100,599	\$110,211,496
Jun. 2018	\$94,895	\$112,529,037
Jul. 2018	\$96,804	\$107,211,401
Aug. 2018	\$96,941	\$109,428,585
Sep. 2018	\$92,278	\$105,468,340
Oct. 2018	\$98,747	\$107,742,243
Nov. 2018	\$106,136	\$112,348,128
Dec. 2018	\$94,359	\$125,505,352

Note: This data is based on Virginia sales tax revenues deposited, rather than the actual taxable sales figures as reported on a dealer's return.

Source: Virginia Department of Taxation, Revenue Forecasting.

IV. Education Profile

Overview

The Education Profile for Clarke County provides an assortment of data collected from the United States Census Bureau and the National Center for Education Statistics (NCES).



Related Terms and Definitions

Associate's degree

An award that normally requires at least two but less than four years of full-time equivalent college work.

Bachelor's degree

An award that normally requires at least four but not more than five years of full-time equivalent college-level work.

Post-baccalaureate certificate

An award that requires completion of an organized program of study equivalent to 18 semester credit hours beyond the bachelor's. It is designed for persons who have completed a bachelor's degree, but do not meet the requirements of a master's degree.

Master's degree

An award that requires the successful completion of a program of study of at least the full-time equivalent of one but not more than two academic years of work beyond the bachelor's degree.

Post-master's certificate

An award that requires completion of an organized program of study equivalent to 24 semester credit hours beyond the master's degree, but does not meet the requirements of academic degrees at the doctor's level.

Doctor's degree

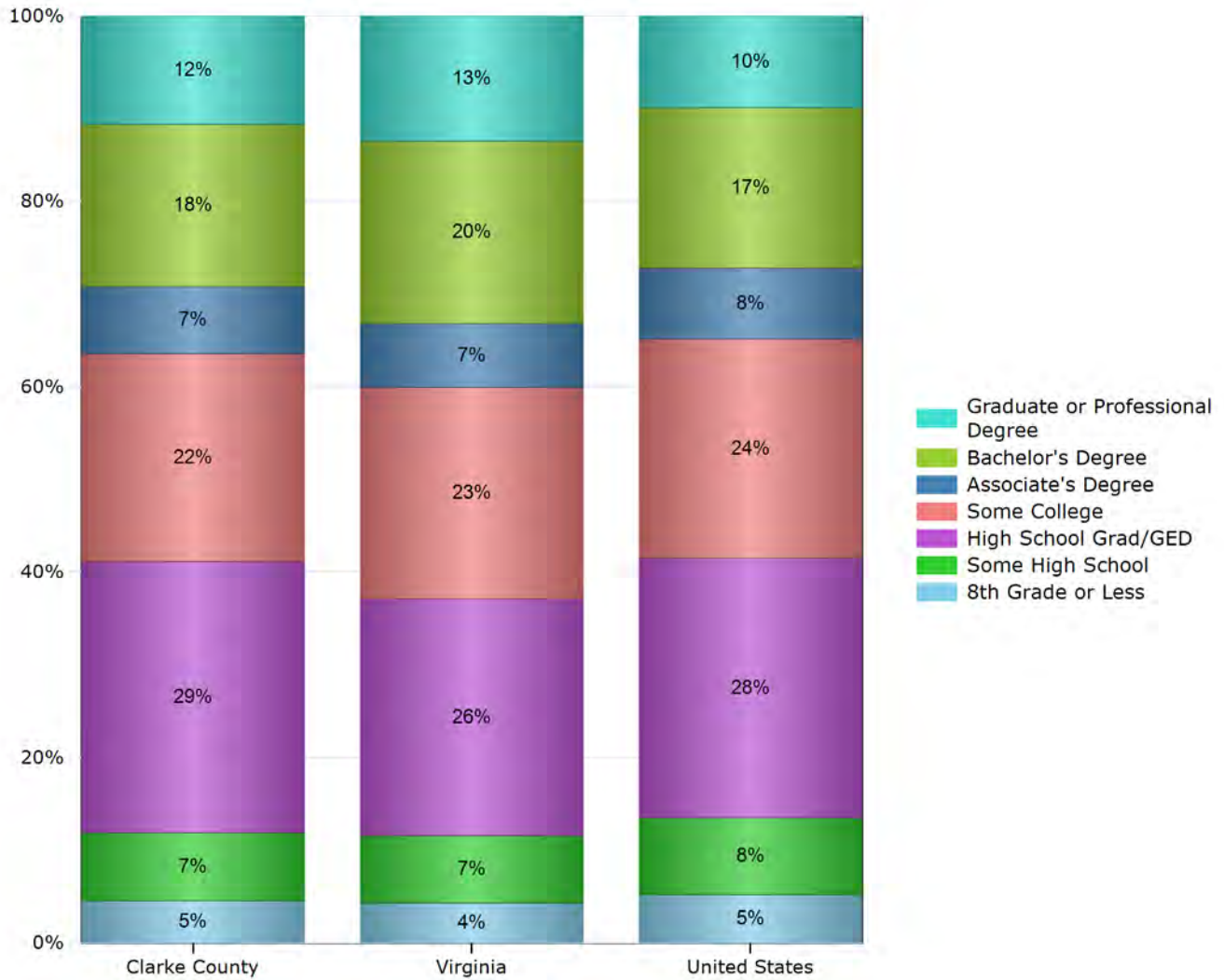
The highest award a student can earn for graduate study.

First-professional degree

An award that requires completion of a program that meets all of the following criteria: (1) completion of the academic requirements to begin practice in the profession; (2) at least two years of college work prior to entering the program; and (3) a total of at least six academic years of college work to complete the degree program, including prior required college work plus the length of the professional program itself.

Educational Attainment

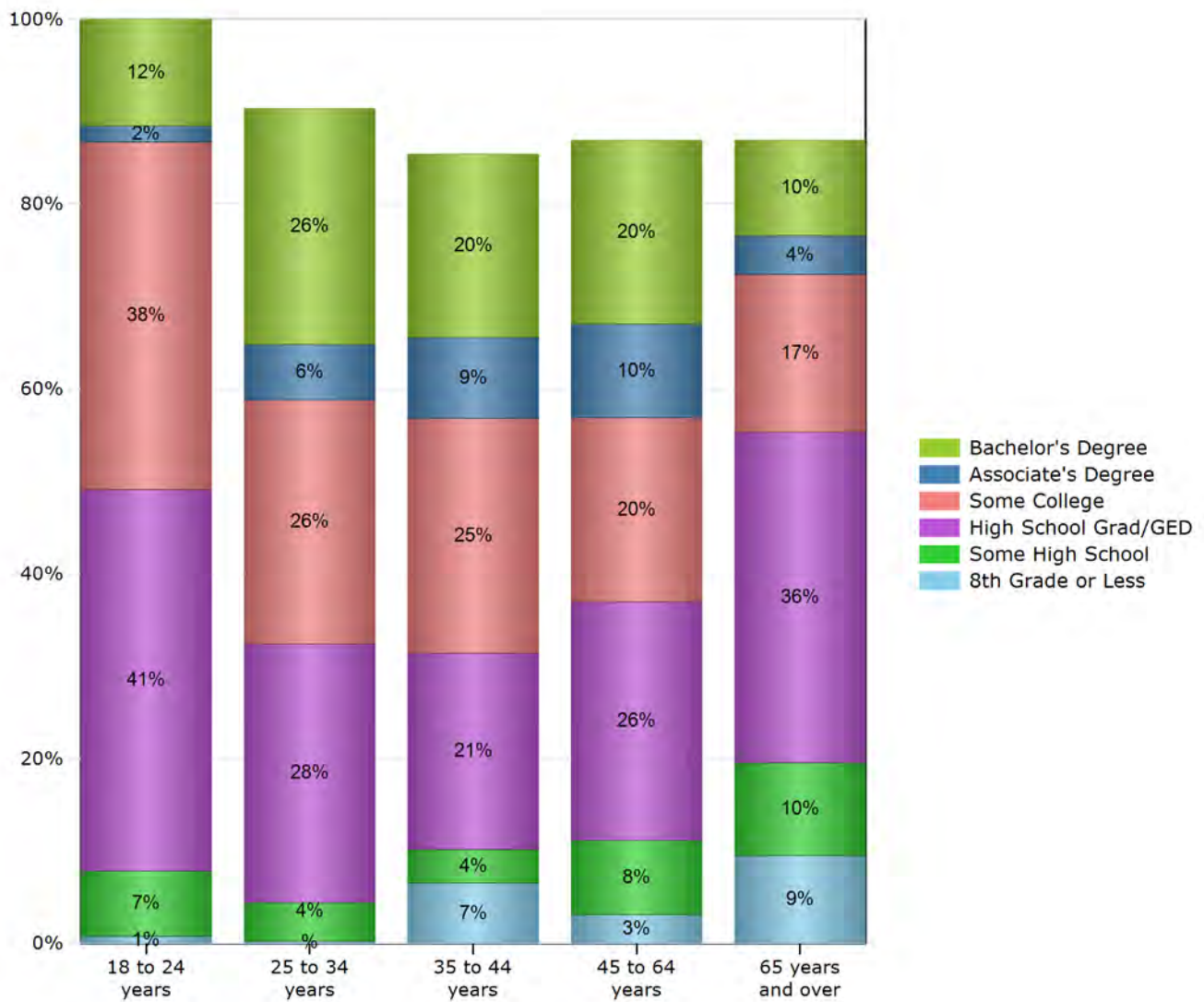
(Population 18 years and over)



	Clarke County	Virginia	United States
8th Grade or Less	509	275,329	12,639,425
Some High School	826	464,075	20,093,117
High School Grad/GED	3,282	1,633,105	68,044,371
Some College	2,517	1,457,887	57,431,237
Associate's Degree	812	440,219	18,586,866
Bachelor's Degree	1,965	1,258,661	42,027,629
Graduate or Professional Degree	1,310	862,686	24,008,551
	11,221	6,391,962	242,831,196

Source: U.S. Census Bureau
American Community Survey, 2011-2015.

Educational Attainment by Age

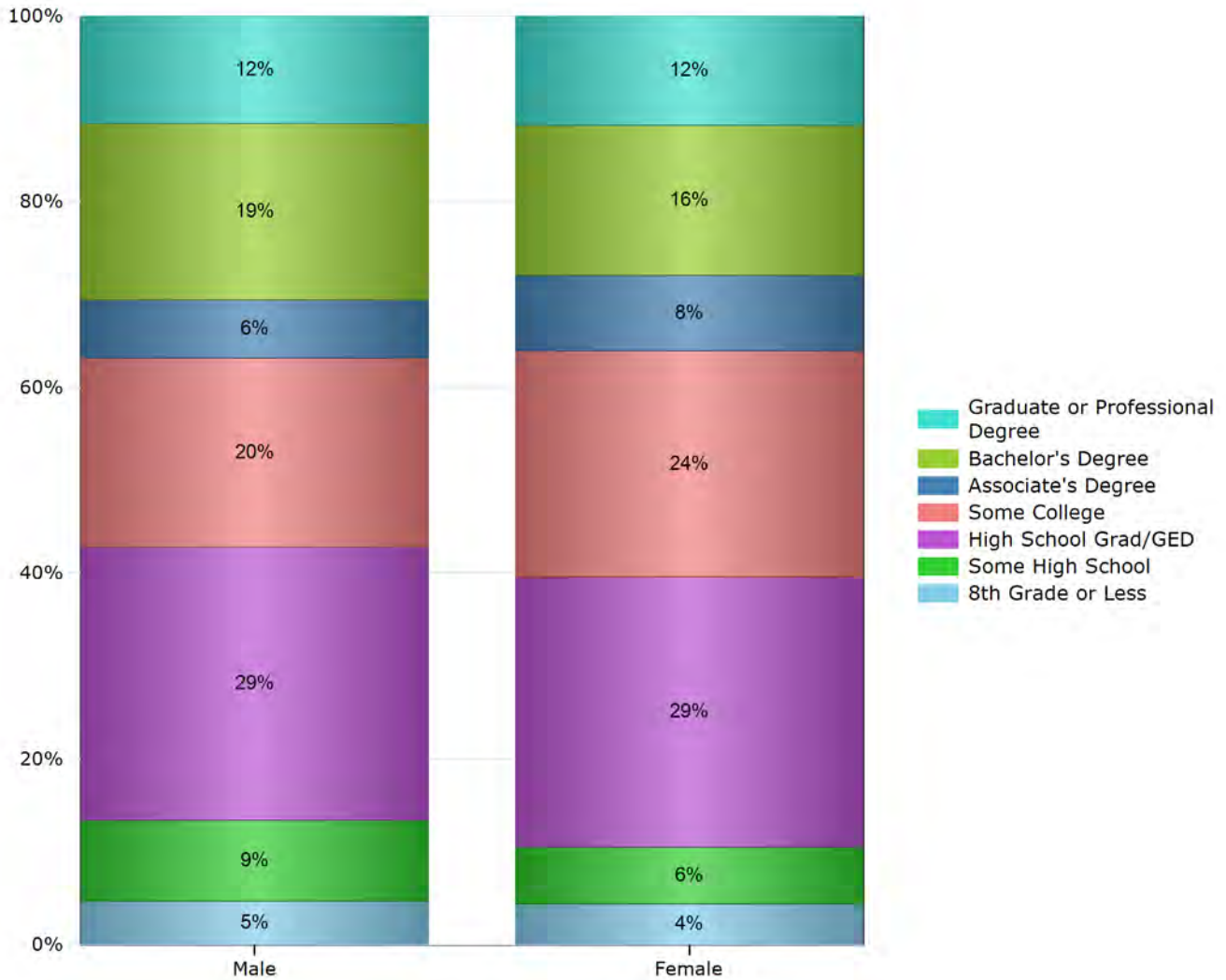


	18 - 24	25 - 34	35 - 44	45 - 64	65+	Total
8th Grade or Less	8	3	102	141	255	509
Some High School	73	58	57	368	270	826
High School Grad/GED	426	385	332	1,178	961	3,282
Some College	388	363	397	911	458	2,517
Associate's Degree	18	83	137	461	113	812
Bachelor's Degree	119	351	310	908	277	1,965
Graduate or Professional Degree		133	228	598	351	1,310
	1,032	1,376	1,563	4,565	2,685	11,221

Source: U.S. Census Bureau
American Community Survey, 2011-2015.

Educational Attainment by Gender

(Population 18 years and over)

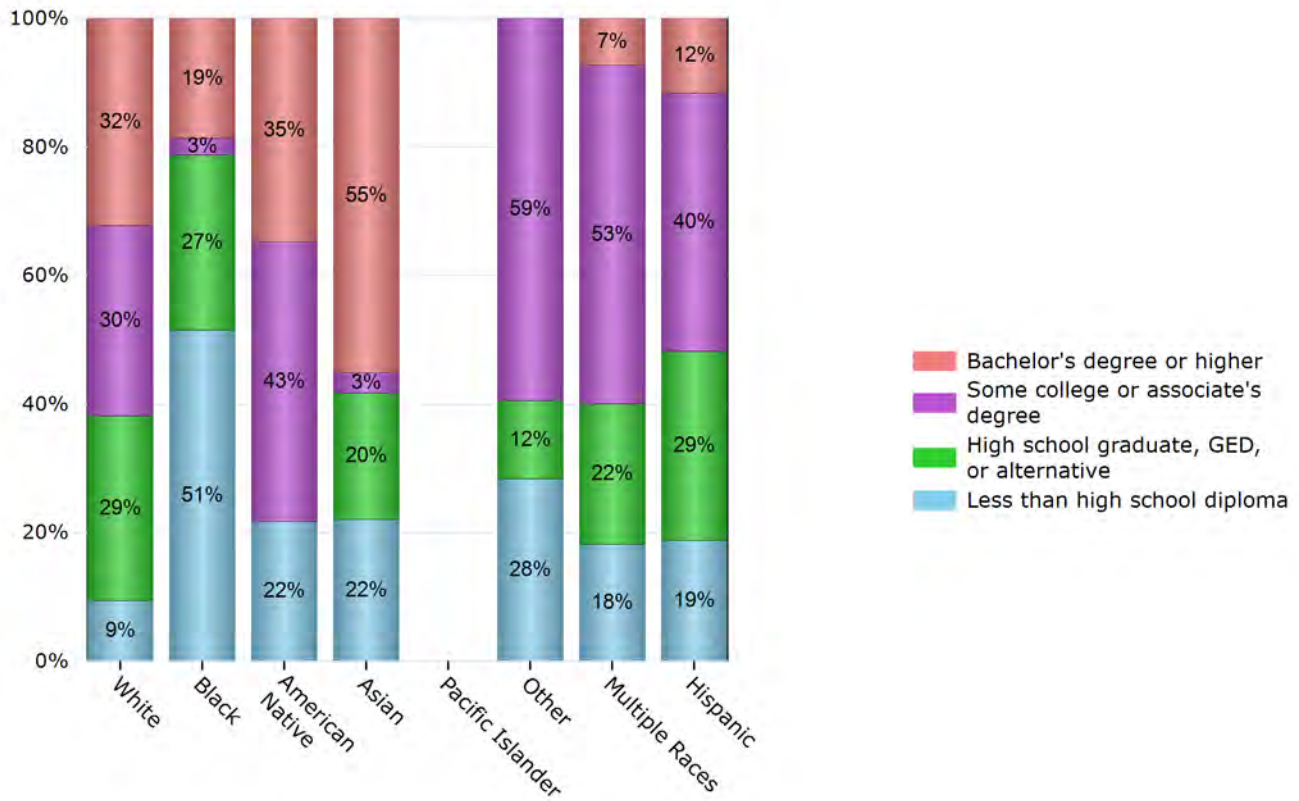


	Male	Female	Total
8th Grade or Less	252	257	509
Some High School	468	358	826
High School Grad/GED	1,579	1,703	3,282
Some College	1,094	1,423	2,517
Associate's Degree	336	476	812
Bachelor's Degree	1,020	945	1,965
Graduate or Professional Degree	622	688	1,310
	5,371	5,850	11,221

Source: U.S. Census Bureau
American Community Survey, 2011-2015.

Educational Attainment by Race/Ethnicity

(Population 25 years and over)



	Less than high school diploma	High school grad, GED, or alternative	Some college or associate's degree	Bachelor's degree or higher	Total
Race					
White	867	2,646	2,724	2,966	9,203
Black or African American	276	146	14	100	536
American Indian or Alaska Native	10	0	20	16	46
Asian	28	25	4	70	127
Native Hawaiian/Pacific Islander	0	0	0	0	0
Other	63	27	132	0	222
Multiple Races	10	12	29	4	55
Ethnicity					
Hispanic or Latino (of any race)	63	99	135	39	336
	1,317	2,955	3,058	3,195	10,525

Source: U.S. Census Bureau
American Community Survey, 2011-2015.

Graduate Data Trends

Clarke County

	Cert. <1 yr.	Cert. 1-2 yrs.	Assoc.	Cert. 2-4 yrs.	BA	Cert. Post-BA	MA	Cert. Post-MA	Ph.D.	1st Prof.
2006										
2007										
2008										
2009										
2010										
2011										
2012										
2013										
2016										

Note: This table only reflects degrees completed from institutions within Clarke County

Virginia Statewide

	Cert. <1 yr.	Cert. 1-2 yrs.	Assoc.	Cert. 2-4 yrs.	BA	Cert. Post-BA	MA	Cert. Post-MA	Ph.D.	1st Prof.
2006	4,213	4,298	14,431	102	39,247	608	12,429	225	1,440	2,490
2007	4,478	3,686	15,519	116	40,381	650	12,781	252	1,516	2,626
2008	5,197	3,813	16,207	134	39,160	725	13,802	334	1,080	2,168
2009	6,259	4,587	17,179	85	40,233	756	15,445	300	925	2,064
2010	7,648	8,158	21,014	374	45,361	915	18,889	601	2,100	2,598
2011	6,972	12,557	24,306	473	49,109	1,055	20,697	727	2,329	2,658
2012	8,825	12,801	26,199	620	53,051	1,215	21,516	686	2,095	3,298
2013	8,153	12,179	25,854	484	54,778	1,067	22,782	706	2,230	2,963
2016	8,643	11,912	25,125	608	61,852	2,032	24,717	640	2,328	2,931

Source: U.S. Department of Education,
Institute of Education Sciences (IES).

Did you know...

you can search over 2,300 school listings online provided by the U.S. Department of Education?

For this data and more, visit us on the web at:

www.VirginiaLMI.com



Training Providers

James Madison University

800 South Main Street
Harrisonburg, VA 22807

Phone: (540) 568-6211

<http://www.jmu.edu/>

Number of 2016 graduates: 5,551

Eastern Mennonite University

1200 Park Rd
Harrisonburg, VA 22802

Phone: (540) 432-4000

<http://www.emu.edu>

Number of 2016 graduates: 556

Lord Fairfax Community College

173 Skirmisher Lane
Middletown, VA 22645

Phone: (540) 868-7000

<http://https://www.lfcc.edu>

Number of 2016 graduates: 1,536

Bridgewater College

402 E College St
Bridgewater, VA 22812

Phone: (540) 828-8000

<http://https://www.bridgewater.edu/about-us>

Number of 2016 graduates: 447

Blue Ridge Community College

1 College Lane
Weyers Cave, VA 24486

Phone: (540) 234-9261

<http://www.brcc.edu>

Number of 2016 graduates: 1,273

Virginia Military Institute

Vmi Parade
Lexington, VA 24450

Phone: (540) 464-7207

<http://www.vmi.edu>

Number of 2016 graduates: 382

Shenandoah University

1460 University Dr
Winchester, VA 22601

Phone: (540) 665-4500

<http://www.su.edu>

Number of 2016 graduates: 1,128

Mary Baldwin College

318 Prospect Street
Staunton, VA 24401

Phone: (540) 887-7000

<http://www.marybaldwin.edu>

Number of 2016 graduates: 353

Washington and Lee University

204 West Washington Street

Lexington, VA 24450

Phone: (540) 458-8400

<http://www.wlu.edu/>

Number of 2016 graduates: 716

Woodrow Wilson Rehabilitation Center

64 James Anderson Road

Fishersville, VA 22939

Phone: (540) 332-7390

<http://wwrc.virginia.gov>

Number of 2016 graduates: 183

*Source: U.S. Department of Education,
Institute of Education Sciences (IES), 2016.*