



Board of Supervisors Committee Meetings



Monday, February 9, 2015

	<i>Pages</i>
Personnel Committee: 09:30 am	2 – 11
Work Session: 10:00 am	12 – 29
Finance Committee: <i>Immediately Following Work Session</i>	30 – 90



Personnel Committee Items

February 9, 2015; 9:30 am – Cancelled 1/7/2015

Second Floor, Main Meeting Room

Berryville/Clarke County Government Center

101 Chalmers Court, Berryville, Virginia 22611

Item No.

Description

- A. **Expiration of Term for appointments expiring through April 2015**

Appointments by Expiration Through April 2015

	<i>Appt Date</i>	<i>Exp Date</i>	<i>Orig Appt Date:</i>
<i>December 2014</i>			
Clarke County Industrial Development Authority	4 Yr		
Hobbs Robert White Post District	9/16/2014	12/10/2014	7/16/2013
Resigned Appt Expires 10/30/2018			
Appointed by BOS; Oath of Office Required - Clerk of Circuit Court; 7 members, 1 BOS liaison (non-voting) and 6 others that are chosen on their expertise in the business field. Membership governed by IDA by-laws. 15.2-4904 No director shall be an officer or employee of the locality except in towns under 3,500			
Warren-Clarke County Microenterprise Assistance Program Management Team	2 Yr		
Hobbs Robert County Representative	9/18/2012	12/10/2014	9/18/2012
The Team will consist of 15 individuals including 8 appointees from Warren Co & 7 appointees from Clarke Co. People Inc. staff recommends that appointments include representatives from the local governing body, local bankers, customer representatives, & individuals that advocate or specialize in providing svcs to low and moderate income individuals.			
<i>February 2015</i>			
Board of Zoning Appeals	5 Yr		
Caldwell Anne Millwood District	1/19/2010	2/15/2015	4/24/2001
12/17/02 Appointed to Planning Commission			
Appointed by Circuit Court; BOS letter of recommendation to Clerk. Oath of Office Required - Clerk of Circuit Court; 5 total members: 1 member may be on the Planning Commission Pg 1114 Supv Manual; other 4 have been generally 1 from each magisterial district, although not required.; Section 7-A-1 of the Zoning Ord states: "The Board shall consist of 5 residents of Clarke Co. Members of the Board shall hold no other public office in the locality except that 1 may be a member of the Clarke Co Planning Commission."			
<i>March 2015</i>			
Berryville Area Development Authority	3 Yr		
Boyles Jerry White Post District	4/1/2012	3/31/2015	8/17/2010
Fills Unexpired term of Reagan Duncan; BOS 1/17/2012			
3 members appointed by the BOS and 3 members appointed by the BTC; Membership set by the County/Town Annexation Agreement of 1988			
<i>April 2015</i>			
Clarke County Historic Preservation Commission	1 Yr		
Kruhm Doug Planning Commission Representative	4/15/2014	4/30/2015	4/16/2013
Section 3-E-3-d Zoning Ord "shall consist of at least 5 members not to exceed 7 members; Members shall be residents of Clarke County with a demonstrated interest in and knowledge of the historic character of Clarke County. Reasonable effort to appoint at least 2 members with professional training or equivalent experience in 1 or more of the following: architecture, architectural history, historic preservation, archeology, land use planning, or related fields. Reasonable effort to appoint at least 1 member that is a professional architect or architectural historian. At least 1 member shall be appointed from the Planning Commission upon recommendation to the Board by the Planning Commission. After the establishment of an Historic District, at least 1 member shall be a resident of a local Historic District."			
Clarke County Library Advisory Council	4 Yr		
Kalbian Maral Millwood District	4/19/2011	4/15/2015	3/20/2007
10 Members and 1 BOS liaison			

			<i>Appt Date</i>	<i>Exp Date</i>	<i>Orig Appt Date:</i>
Clarke County Library Advisory Council			4 Yr		
Al-Khalili	Adeela	Buckmarsh District	4/19/2011	4/15/2015	1/16/2007
10 Members and 1 BOS liaison					

Zinman	Maxine	Russell District	4/19/2011	4/15/2015	4/15/2003
10 Members and 1 BOS liaison					

Clarke County Planning Commission

Turkel	Jon	Millwood / Chapel District	9/15/2011	4/30/2015	8/16/2011
--------	-----	----------------------------	-----------	-----------	-----------

Appointed by BOS; Oath of Office Required - Clerk of Circuit Court; Section 1-C-2 of the Zoning Ordinance states: "The Planning Commission shall consist of eleven members, appointed by the Board. Members of the Planning Commission shall be residents of the County, with there being 2 residents of each of the Board Election Districts. In addition, 1 member of the Commission shall be a member of the Board. Members of the Commission shall be qualified by knowledge and experience to make decisions on questions of community growth and development. At least 1/2 of the members of the Planning Commission shall be owners of real property in the County."

Ohrstrom, II	George	Russell District; Chair	4/19/2011	4/30/2015	10/21/2003
--------------	--------	-------------------------	-----------	-----------	------------

Vice Chair 1/6/2006-1/9/2009; Chair 1/9/2009-Present

Appointed by BOS; Oath of Office Required - Clerk of Circuit Court; Section 1-C-2 of the Zoning Ordinance states: "The Planning Commission shall consist of eleven members, appointed by the Board. Members of the Planning Commission shall be residents of the County, with there being 2 residents of each of the Board Election Districts. In addition, 1 member of the Commission shall be a member of the Board. Members of the Commission shall be qualified by knowledge and experience to make decisions on questions of community growth and development. At least 1/2 of the members of the Planning Commission shall be owners of real property in the County."

Clarke County Committee Listing

			<i>Appt Date</i>	<i>Exp Date</i>
<i>Barns of Rose Hill Board of Directors</i>				3 Yr
Johnston	Bill	Buckmarsh District	7/17/2012	12/31/2015
<i>BCCGC Joint Building Committee</i>				Open-End
Ash	David L.	County Administrator		
Dalton	Keith	Berryville Town Manager		
Kitselman	Allen	Berryville Town Council Representative		
McKay	Beverly	BOS - Appointed Member	1/20/2015	12/31/2015
<i>Berryville Area Development Authority</i>				3 Yr
Boyles	Jerry	White Post District	4/1/2012	3/31/2015
Ohrstrom, II	George	Russell District	3/19/2013	3/31/2016
Smart	Kathy	White Post District	1/23/2014	3/31/2017
<i>Berryville Area Development Authority Comprehensive Plan Committee</i>				Open-End
Hobert	J. Michael	Berryville District	1/7/2008	
McKay	Beverly	White Post District	3/20/2012	
<i>Berryville/Clarke County Joint Committee for Economic Development and Tourism</i>				Ongoing
Ash	David L.	County Administrator	1/20/2015	12/31/2015
Staelin	John	BoS - Appointed Member	1/20/2015	12/31/2015
<i>Board of Septic & Well Appeals</i>				4 Yr
Blatz	Joseph	Millwood / Pine Grove District; Citizen Member	4/17/2012	2/15/2016
Caldwell	Anne	Millwood District; Planning Commission; Vice Chair - Alternate	1/9/2015	12/31/2015
McKay	Beverly	BOS - Vice Chair Alternate	1/20/2015	12/31/2015
Ohrstrom, II	George	Russell District; Planning Commission Chair	1/9/2015	12/31/2015
Staelin	John	BOS - Appointed Member	1/20/2015	12/31/2015
Teetor	Alison	Staff Representative		
<i>Board of Social Services</i>				4 Yr
Brown	Dwight	Berryville District	4/16/2013	7/15/2017
Byrd	Barbara J.	BOS - Appointed Member	1/20/2015	12/31/2015
Ferrebee	Robert	Millwood District	4/16/2013	7/15/2016
Gray	Lynn	Berryville District	6/17/2014	7/15/2018
Pierce	Edwin Ralph	Berryville District	11/18/2014	7/15/2018
<i>Board of Supervisors</i>				4 Yr
Byrd	Barbara J.	Russell District	1/1/2012	12/31/2015

Tuesday, February 03, 2015

Page 1 of 7

			<i>Appt Date</i>	<i>Exp Date</i>
Hobert	J. Michael	Berryville District	1/1/2011	12/31/2015
McKay	Beverly	White Post District, Vice Chair	1/1/2012	12/31/2015
Staelin	John	Millwood / Pine Grove District	1/1/2012	12/31/2015
Weiss	David	Buckmarsh/Blue Ridge; Chair	1/1/2012	12/31/2015
<i>Board of Supervisors Finance Committee</i>				<i>1 Yr</i>
Byrd	Barbara J.	BOS - Alternate	1/20/2015	12/31/2015
Hobert	J. Michael	BOS - Appointed Member	1/20/2015	12/31/2015
McKay	Beverly	BOS - Alternate	1/20/2015	12/31/2015
Staelin	John	BOS - Alternate	1/20/2015	12/31/2015
Weiss	David	BOS - Appointed Member	1/20/2015	12/31/2015
<i>Board of Supervisors Personnel Committee</i>				<i>1 Yr</i>
Byrd	Barbara J.	BOS - Alternate	1/20/2015	12/31/2015
McKay	Beverly	BOS - Appointed Member	1/20/2015	12/31/2015
Weiss	David	BOS - Appointed Member	1/20/2015	12/31/2015
<i>Board of Zoning Appeals</i>				<i>5 Yr</i>
Borel	Alain F.	White Post District	1/23/2014	2/15/2019
Caldwell	Anne	Millwood District	1/19/2010	2/15/2015
Kackley	Charles	Russell District	2/12/2008	2/15/2018
McKelvy	Pat	Alternate At Large	2/6/2014	2/15/2019
Means	Howard	Millwood District	12/14/2009	2/15/2016
Volk	Laurie	Russell District	2/18/2014	2/15/2019
<i>Career and Technical Education Advisory Committee</i>				<i>1 Yr</i>
McKay	Beverly	BoS - Appointed Member	1/20/2015	12/31/2015
<i>Clarke County Agricultural Advisory Committee</i>				
Arthur	Warren	Former Commissioner of the Revenue		
Buckley	Samuel	White Post District	7/21/2009	7/15/2015
Day	Emily	Greenway District	7/21/2009	7/15/2015
Dorsey	Tupper	Battletown District	7/21/2009	7/15/2015
Gordon	Carolyn	Battletown District	7/21/2009	7/15/2015
McFillen	Thomas	Berryville District	7/21/2009	7/15/2015
McKay	Beverly	White Post District	7/21/2009	7/15/2015
Norman	Debbie	Russell District	7/21/2009	7/15/2015
Russell	Jesse	Staff Representative		
Shenk	Philip	Buckmarsh District	7/21/2009	7/15/2015
Weiss	David	BOS - Appointed Member	1/20/2015	12/31/2015
<i>Clarke County Historic Preservation Commission</i>				<i>4 Yr</i>
Caldwell	Anne	Millwood District	4/16/2014	5/31/2017

Tuesday, February 03, 2015

Page 2 of 7

			<i>Appt Date</i>	<i>Exp Date</i>
Carter	Paige	White Post District	5/15/2012	5/31/2016
Fields	Betsy	Berryville District	5/15/2012	5/31/2016
Hiatt	Marty	Buckmarsh / Blue Ridge District	6/19/2007	5/31/2015
Kruhm	Doug	Planning Commission Representative	4/15/2014	4/30/2015
Stieg, Jr.	Robert	Millword District	6/17/2014	5/31/2018
Teetor	Alison	Staff Representative		
York	Robert	White Post District	6/18/2013	5/31/2017

Clarke County Industrial Development Authority

4 Yr

Armbrust	Wayne	White Post District; Vice Chair	8/19/2008	10/30/2016
Cochran	Mark	Buckmarsh District	9/17/2013	10/30/2017
Frederickson	Allan	White Post District; Secretary / Treasurer	9/17/2013	10/30/2017
Hobbs	Robert	White Post District	9/16/2014	12/10/2014
Jones	Paul	Russell District	5/15/2012	10/30/2015
Juday	David	Russell District; Chair	10/21/2014	10/30/2018
Pierce	Rodney	Buckmarsh District	8/19/2008	10/30/2016
Staelin	John	BOS - Liaison	1/20/2015	12/31/2015

Clarke County Library Advisory Council

4 Yr

Al-Khalili	Adeela	Buckmarsh District	4/19/2011	4/15/2015
Byrd	Barbara J.	BOS - Liaison	1/20/2015	12/31/2015
Curran	Christopher	Buckmarsh District	4/16/2013	4/15/2017
Daisley	Shelley	Russell District	7/17/2012	4/15/2016
Dunbar	Kevin	White Post District	4/15/2014	4/15/2018
Foster	Nancy	Russell District	4/17/2012	4/15/2016
Holscher	Dirck	Russell District	4/16/2013	4/15/2017
Kalbian	Maral	Millwood District	4/19/2011	4/15/2015
White	Kenlynne	Berryville District	7/15/2014	4/15/2017
Zinman	Maxine	Russell District	4/19/2011	4/15/2015

Clarke County Litter Committee

1 Yr

Staelin	John	BOS - Liaison	1/20/2015	12/31/2015
---------	------	---------------	-----------	------------

Clarke County Planning Commission

4 Yr

Bouffault	Robina Rich	White Post / Greenway District	5/15/2012	4/30/2016
Buckley	Randy	White Post District	1/23/2014	4/30/2018
Byrd	Barbara J.	BOS - Alternate	1/20/2015	12/31/2015
Caldwell	Anne	Millwood / Chapel District; Vice Chair	4/16/2013	4/30/2017
Kreider	Scott	Buckmarsh / Battletown District	5/15/2012	4/30/2016
Kruhm	Doug	Buckmarsh / Battletown District	3/18/2014	4/30/2018
Lee	Francis	Berryville District	5/20/2014	4/30/2018
Malone	Gwendolyn	Berryville District	11/18/2014	4/30/2016

Tuesday, February 03, 2015

Page 3 of 7

			<i>Appt Date</i>	<i>Exp Date</i>
Nelson	Clifford	Russell / Longmarsh District	4/16/2013	4/30/2017
Ohrstrom, II	George	Russell District; Chair	4/19/2011	4/30/2015
Staelin	John	BOS - Appointed Member	1/20/2015	12/31/2015
Stidham	Brandon	Staff Representative		
Turkel	Jon	Millwood / Chapel District	9/15/2011	4/30/2015

Clarke County Sanitary Authority

4 Yr

Dunning, Jr.	A.R.	White Post District	11/19/2013	1/5/2018
Legge	Michael	Staff Representative		
Mackay-Smith, Jr.	Alexander	White Post District; Vice Chair	1/15/2013	1/5/2017
Myer	Joe	Town of Boyce	2/21/2012	1/5/2016
Staelin	John	BOS - Liaison	1/20/2015	12/31/2015
Welliver	Ralph	Berryville District	3/19/2013	6/30/2016
Williams	Ian R.	White Post District; Chair	1/15/2013	1/5/2017

Conservation Easement Authority

3 Yr

Buckley	Randy	White Post District	11/19/2013	12/31/2016
Engel	Peter	White Post District	1/15/2013	12/31/2015
Hobert	J. Michael	BOS - Appointed Member	1/20/2015	12/31/2015
Jones	Michelle	Millwood / Pine Grove District	2/18/2014	12/31/2016
Ohrstrom, II	George	Russell District; Planning Commission Representative	4/16/2013	4/30/2016
Teetor	Alison	Staff Representative		
Thomas	Walker	Buckmarsh District	11/20/2012	12/31/2015
Wallace	Laure	Millwood District	11/19/2013	12/31/2016

Constitutional Officer

Butts	Helen	Clerk of the Circuit Court	1/1/2008	12/31/2015
Keeler	Sharon	Treasurer	1/1/2012	12/31/2015
Mackall	Suzanne	Commonwealth Attorney	1/1/2012	12/31/2015
Peake	Donna	Commissioner of the Revenue	1/1/2012	12/31/2015
Roper	Anthony	Sheriff	1/1/2012	12/31/2015

County Administrator

Ash	David L.	County Administrator	3/19/1991	
-----	----------	----------------------	-----------	--

Economic Development Advisory Committee

4 Yr

Barb	Jim	Real Estate Rep, Business Owner	11/29/2013	12/31/2017
Conrad	Bryan H.	Agriculture, Fire & Rescue	12/16/2014	12/31/2018
Dunkle	Christy	Town of Berryville Representative	2/21/2012	12/31/2015
Kraybill	Christina	Berryville District, Business Owner	11/18/2014	12/31/2017
Milleson	John R.	Banking, Finance	12/16/2014	12/31/2018
Myer	Dr. Eric	Agriculture Rep, Business Owner	12/16/2014	12/31/2018

Tuesday, February 03, 2015

Page 4 of 7

			<i>Appt Date</i>	<i>Exp Date</i>
Pritchard	Elizabeth	Hospitality Industry	7/17/2012	8/31/2016
Staelin	John	BOS - Appointed Member	1/20/2015	12/31/2015
<i>Fire & EMS Commission</i>				
Conrad	Bryan H.	Citizen-at-large	9/1/2014	8/31/2015
Davis	Frank	Staff Representative	9/1/2014	
Hoff	Matt	Volunteer Association / EMS Issues	9/1/2014	8/31/2015
Leffel	Elizabeth	Citizen-at-large	9/1/2014	8/31/2016
Roper	Anthony	Sheriff	9/1/2014	12/31/2015
Wallace	Laure	Chair; Citizen-at-large	9/1/2014	8/31/2017
Weiss	David	BOS Representative	1/20/2015	12/31/2015
White	Jacob	Volunteer Association / Fire Issues	9/1/2014	8/31/2015
<i>Handley Regional Library Board</i>				4 Yr
Myer	Tamara	Town of Boyce	8/20/2013	11/30/2017
<i>Joint Administrative Services Board</i>				Open-End
Ash	David L.	County Administrator	12/22/1993	
Bishop	Chuck	School Superintendent	7/1/2014	
Judge	Tom	Staff Representative	2/14/1994	
Keeler	Sharon	Treasurer	3/12/2005	
Schutte	Charles	School Board Representative	1/8/2012	12/31/2013
Weiss	David	BOS - Appointed Member	1/20/2015	12/31/2015
<i>Legislative Liaison and High Growth Coalition</i>				1 Yr
Hobert	J. Michael	BOS - Liaison	1/20/2015	12/31/2015
<i>Lord Fairfax Community College Board</i>				4 Yr
Daniel	William	Berryville District	7/1/2012	6/30/2016
<i>Lord Fairfax Emergency Medical Services Council</i>				3 Yr
Burns	Jason	Career Representative; Buckmarsh District	7/17/2012	6/30/2015
Conrad	Bryan H.	Volunteer Representative; White Post District	6/17/2014	6/30/2017
Stidham	Angela	Medical Professional; White Post District	9/17/2013	6/30/2016
<i>Northern Shenandoah Valley Regional Commission</i>				1 Yr
McKay	Beverly	BOS - Appointed Member	1/20/2015	12/31/2015
Staelin	John	BOS - Alternate	1/20/2015	12/31/2015
Stidham	Brandon	Citizen Representative [Planning Director]	2/19/2013	1/31/2016
<i>Northwestern Community Services Board</i>				3 Yr
Harris	Lucille	Millwood District	1/15/2013	12/31/2015

Tuesday, February 03, 2015

Page 5 of 7


			<i>Appt Date</i>	<i>Exp Date</i>
Slattery	Norma	Berryville District	12/16/2014	12/31/2017
<i>Northwestern Regional Jail Authority</i>				1 Yr
Ash	David L.	BOS - Appointed Member	1/20/2014	12/31/2015
Byrd	Barbara J.	BOS - Liaison Alternate	1/20/2015	12/31/2015
Roper	Anthony	Sheriff	1/1/2012	12/31/2015
Wyatt	Jimmy	Millwood District	1/17/2012	12/31/2015
<i>Northwestern Regional Juvenile Detention Center Commission</i>				1 Yr
Byrd	Barbara J.	BOS - Liaison	1/20/2015	12/31/2015
Wyatt	Jimmy	Millwood District	1/15/2013	12/20/2016
<i>Old Dominion Alcohol Safety Action Policy Board & Division of Court Services</i>				3 Yr
Roper	Anthony	Sheriff	11/19/2013	12/31/2016
<i>Old Dominion Community Criminal Justice Board</i>				3 Yr
Roper	Anthony	Sheriff	11/19/2013	12/31/2016
<i>Our Health</i>				3 Yr
Shipe	Diane	Buckmarsh District	4/16/2013	3/15/2016
<i>Parks & Recreation Advisory Board</i>				4 Yr
Heflin	Dennis	White Post District	1/15/2013	12/31/2016
Hobert	J. Michael	BOS - Liaison	1/20/2015	12/31/2015
Huff	Ronnie	Town of Berryville Representative	1/1/2012	12/31/2015
Jones	Paul	Russell District; At Large	12/16/2014	12/31/2018
Lichliter	Gary	Russell District	1/15/2013	12/31/2016
Rhodes	Emily	Buckmarsh District	2/21/2012	12/31/2015
Sheetz	Daniel A.	Berryville District	11/19/2013	12/31/2017
Trenary	Randy	School Superintendent Designee	10/24/2013	
Wisecarver	Steve	Appointed by Town of Boyce	11/5/2013	12/31/2017
<i>People Inc. of Virginia</i>				3 Yr
Hillerson	Coleen	Clarke County Rep Board of Directors	6/18/2013	7/31/2016
<i>Regional Airport Authority</i>				1 Yr
Ash	David L.	BOS - Alternate	1/20/2014	12/31/2015
Crawford	John	Buckmarsh District	7/17/2012	6/30/2016
McKay	Beverly	BOS - Alternate	1/20/2015	12/31/2015
<i>Shenandoah Area Agency on Aging, Inc.</i>				4 Yr
Bouffault	Robina Rich	White Post District	10/21/2014	9/30/2018
Steinmetz, II	William	Berryville District	9/16/2014	9/30/2016

Shenandoah Valley Chief Local Elected Officials Consortium

Tuesday, February 03, 2015

Page 6 of 7

			<i>Appt Date</i>	<i>Exp Date</i>
Ash	David L.	BOS Designee for Chief Elected Official		
<i>Shenandoah Valley Workforce Investment Board</i>				4 Yr
James	Patricia	Berryville District	9/17/2013	6/30/2017
<i>Strategic Planning Committee</i>				1 Yr
Weiss	David	BoS - Appointed Member	1/20/2015	12/31/2015
<i>The 150th Committee</i>				4 Yr
Al-Khalili	Adeela	Clarke County African-American Cultural Center / Josephine Community Museum	1/18/2011	12/31/2015
Davis	Dorothy	Clarke County African-American Cultural Center / Josephine Community Museum	1/18/2011	12/31/2015
Heder	Terence	Shenandoah Valley Battlefields Foundation	1/18/2011	12/31/2015
Kalbian	Maral	Community Representative	1/18/2011	12/31/2015
Lee	Jennifer	Clarke County Historic Museum Representative	1/18/2011	12/31/2015
McKay	Beverly	BOS - Appointed Member	1/20/2015	12/31/2015
Means	Howard	CCHA Representative	1/18/2011	12/31/2015
Morris	Mary	Clarke County Historic Museum Representative	1/18/2011	12/31/2015
Murphy	Michael	CCPS Representative	1/18/2011	12/31/2015
Russell	Jesse	Staff Representative Economic Development	1/18/2011	12/31/2015
Sours, Jr.	John	Community Representative	1/18/2011	12/31/2015
Stieg, Jr.	Robert	Millwood District	1/18/2011	12/31/2015
<i>Warren-Clarke County Microenterprise Assistance Program Management Team</i>				2 Yr
Blakeslee	Steve	County Representative	9/18/2012	
Dunkle	Christy	Town of Berryville Representative	9/18/2012	
Greene	Laurel	Town of Boyce Representative	9/18/2012	
Hobbs	Robert	County Representative	9/18/2012	12/10/2014
Hoffman	Michael	County Representative	9/18/2012	
McIntosh	Charles	County Representative	9/18/2012	
Myer	Dr. Eric	Designated Alternate	9/18/2012	
Stidham	Brandon	County Representative	9/18/2012	



Board of Supervisors Work Session Agenda
February 9, 2015 10:00 am
Berryville/Clarke County Government Center, 2nd Floor
101 Chalmers Court, Berryville, Virginia 22611

*Item
No.*

Description

- A. **USGS Update by Mark Bennett**

- B. **FY2016 Budget Work Session with Tom Judge**

MEMORANDUM

TO: Clarke County Board of Supervisors

FR: Thomas J. Judge, Director of Joint Administrative Services

DT: 2/9/2015

RE: *FY 16 Budget*

Following are several documents representing requests and estimates for the FY 16 budget. The Finance Committee has received presentations from four departments and four regional organizations, and will begin forming its recommendations at today's meeting of the Finance Committee. The School Superintendent will propose his plan this evening.

Revenue estimates for sales tax, personal property, and Commonwealth revenue will be adjusted over the next months as new information is received.

Net Tax Funding

FUND	FY 2015 Budget	Variance	Percent Variance	FY 2016 Proposed
EXPENDITURE				
General	8,984,882	309,033	3.4%	9,293,915
Social Services	1,338,165	93,417	7.0%	1,431,582
School Operating	21,447,660	-	0.0%	21,447,660
School Food Service	782,343	-	0.0%	782,343
CSA	607,000	365,948	60.3%	972,948
Conservation Easement	15,000	15,000	100.0%	30,000
Government Capital Projects	1,040,830	359,024	34.5%	1,399,854
School Capital Projects	852,179	-	0.0%	852,179
Government Debt Service	420,700	(75,000)	-17.8%	345,700
School Debt Service	3,867,648	(20,703)	-0.5%	3,846,945
Joint Services Fund	551,038	3,469	0.6%	554,507
Unemployment Compensation	25,000	(8,000)	-32.0%	17,000
Total	39,932,445	1,042,188	2.6%	40,974,633
CATEGORICAL REVENUE				
General	2,743,352	403,775	14.7%	3,147,127
Social Services	900,754	81,092	9.0%	981,846
School Operating	9,711,626	-	0.0%	9,711,626
School Food Service	782,343	-	0.0%	782,343
CSA	277,841	209,417	75.4%	487,258
Conservation Easement	15,000	(10,000)	-66.7%	5,000
Government Capital Projects	68,330	37,433	54.8%	105,763
School Capital Projects	154,000	1	0.0%	154,001
Government Debt Service	-	-	0.0%	-
School Debt Service	119,008	1,825	1.5%	120,833
Joint Services Fund	3,000	-	0.0%	3,000
Unemployment Compensation	-	-	0.0%	-
Total	14,775,255	723,543	4.9%	15,498,797
NON-CATEGORICAL REVENUE REQUIRED				
General	6,242,540	(95,752)	-1.5%	6,146,788
Social Services	437,411	12,325	2.8%	449,736
School Operating	11,736,034	-	0.0%	11,736,034
School Food Service	-	-	0.0%	-
CSA	329,159	156,531	47.6%	485,690
Conservation Easement	-	25,000	0.0%	25,000
Government Capital Projects	972,500	321,591	33.1%	1,294,091
School Capital Projects	698,179	(1)	0.0%	698,178
Government Debt Service	420,700	(75,000)	-17.8%	345,700
School Debt Service	3,748,640	(22,528)	-0.6%	3,726,112
Joint Services Fund	548,038	3,469	0.6%	551,507
Unemployment Compensation	25,000	(8,000)	-32.0%	17,000
Total	25,158,200	317,635	1.3%	25,475,836
BUDGET BALANCING				
GF Estimated Non-categorical revenue	23,829,138	32,542	0.1%	23,861,680
Rounding Adjustments	-	-	-	24
Surplus (Deficit)	(1,329,062)	(285,070)	21.4%	(1,614,132)
Pay-as-you-go	1,365,516	(730,516)	-53.5%	635,000
Surplus (Deficit) Net of pay-as-you-go	36,454	(1,015,586)	-2786.0%	(979,132)
Pay-as-you-go Elements				
School Capital/Debt	124,016			
Community Facilities	169,000			
Government Construction/Debt	225,000			
Energy Efficiency	150,000			
Reassessment	200,000			
General District Court Capital Repairs	80,000			
Government Savings	17,500			
Pay and Classification	100,000			
Voting Equipment	50,000			50,000
Vehicle Replacements	-			91,000
Parks Master Plan	100,000			100,000
Data & Communications Technology	150,000			144,000
Recycling & Convenience Center				250,000
	1,365,516			635,000

**FOR THE FISCAL YEAR
COMMENCING JULY 1, 2015 AND ENDING JUNE 30, 2016**

	FY13	FY14	FY15	01/31/15	FY16	Variance
	Original	Audited	Adopted	FY15	Proposed	
	Budget	Actual	Budget	Revised	Budget	16 Proposed-
				Budget		15 Adopted
EXPENDITURE						
Board of Supervisors	57,676	51,418	57,806	57,806	58,964	1,158
County Administrator	293,006	289,702	287,396	287,396	300,415	13,019
Legal Services	73,804	32,910	71,846	65,651	71,859	13
Commissioner of Revenue	202,730	196,422	200,607	200,607	203,717	3,110
Assessor	3,500	3,672	3,500	3,500	3,500	-
Treasurer	244,369	255,423	262,208	262,208	268,891	6,683
Information Technology	271,222	284,766	256,465	256,465	284,244	27,779
Electoral Board	34,177	28,518	32,379	32,379	43,308	10,929
General Registrar	67,755	66,782	69,651	69,651	72,797	3,146
Circuit Court	12,180	10,341	12,680	12,680	12,680	-
General District Court	5,064	5,816	3,980	3,980	4,550	570
Magistrate	1,000	134	400	400	400	-
J&D Court	4,771	2,244	5,971	5,971	6,050	79
Clerk of the Circuit Court	88,472	242,424	243,897	243,897	248,563	4,666
Victim/Witness Coordinator	39,741	40,832	40,189	40,189	42,176	1,987
Blue Ridge Legal Services	2,000	1,500	1,500	1,500	1,500	-
Regional Court Services	3,759	3,759	4,494	4,494	4,494	-
Commonwealth Attorney	256,304	256,319	264,404	264,404	271,636	7,232
Commonwealth Attorney Grants	41,334	32,567	40,479	40,479	40,754	275
Sheriff	1,595,251	1,592,227	1,649,536	1,471,708	1,464,237	(185,299)
Sheriff's Grants	82,099	40,314	10,906	10,906	22,806	11,900
Communications	403,651	404,140	441,803	619,631	698,007	256,204
Communications Grants	39,284	-	39,284	39,284	-	(39,284)
Criminal Justice Training Center	16,000	13,448	19,185	19,185	18,582	(603)
Drug Task Force	9,500	9,421	12,500	12,500	12,500	-
Fire, EMS and Emergency Mgt	372,624	391,700	648,912	641,412	644,643	(4,269)
Volunteer Fire Companies	40,905	46,410	66,652	76,290	66,652	-
Blue Ridge Volunteer Fire Company	51,600	51,495	51,500	51,500	91,742	40,242
Boyce Volunteer Fire Company	52,500	52,384	52,500	52,500	52,264	(236)
Enders Volunteer Fire Company	78,500	78,445	78,500	78,500	77,927	(573)
Shenandoah Farms Volunteer Fire Company	51,200	-	-	-	-	-
Lord Fairfax Emergency Medical Services	4,929	4,929	5,422	5,422	5,422	-
Forestry Service	2,231	2,712	2,712	2,712	2,712	-
Regional Jail	453,049	542,879	562,301	562,301	515,422	(46,879)
Juvenile Detention Service	50,818	57,904	38,854	38,854	31,914	(6,940)
Probation Office	925	248	925	925	800	(125)
Building Inspections	141,492	140,451	139,585	145,780	144,092	4,507
Animal Control	91,180	83,091	94,084	94,084	130,244	36,160
Medical Examiner & Indigent Burial	2,000	60	1,000	1,000	1,000	-
Refuse Disposal	168,000	90,762	168,000	168,000	168,000	-
Litter Control	5,399	2,827	6,171	6,171	6,171	-
Sanitation	61,000	57,176	72,000	72,000	160,377	88,377
Maintenance/Buildings & Grounds	773,854	747,560	734,077	734,077	824,209	90,132
Local Health Department	199,000	199,000	205,000	205,000	228,594	23,594
Our Health	6,500	4,875	5,000	5,000	6,500	1,500
Northwestern Community Services	82,000	82,000	85,000	85,000	89,250	4,250
Concern Hotline	1,000	750	750	750	750	-
NW Works	1,000	750	750	750	2,000	1,250
Shenandoah Area Agency on Aging	40,000	40,000	40,000	40,000	40,000	-
Loudoun Transit Service	17,639	17,639	19,302	19,302	19,302	-
Laurel Center	2,000	2,000	2,000	2,000	3,000	1,000
Access Independence (serves the disabled)	1,000	750	750	750	1,000	250
Lord Fairfax Community College	14,355	13,924	17,534	17,534	15,580	(1,954)

**FOR THE FISCAL YEAR
COMMENCING JULY 1, 2015 AND ENDING JUNE 30, 2016**

	FY13	FY14	FY15	01/31/15	FY16	Variance
	Original	Audited	Adopted	FY15	Proposed	16 Proposed-
	Budget	Actual	Budget	Revised	Budget	15 Adopted
	Budget	Actual	Budget	Budget	Budget	Budget
Parks Administration	362,307	356,188	369,940	372,645	387,013	17,073
Recreation Center	105,791	96,873	103,870	106,830	107,213	3,343
Swimming Pool	89,899	73,412	87,958	87,958	87,879	(79)
Concession Stand	21,237	14,242	16,000	16,000	14,841	(1,159)
Parks Programs	257,329	197,066	249,120	249,120	265,484	16,364
Josephine School Community Museum	7,290	-	-	-	-	-
Virginia Commission for Arts	10,000	10,000	10,000	10,000	10,000	-
Regional Library	182,119	182,119	185,000	185,000	201,943	16,943
Planning Administration	348,854	328,103	337,522	337,522	388,223	50,701
Rain Barrel Program	-	320	1,080	1,080	200	(880)
Help With Housing	7,200	5,400	5,400	5,400	6,500	1,100
Board of Zoning Appeals	3,620	3,585	3,470	3,470	3,470	-
Office of Economic Development	46,319	47,025	105,938	105,938	107,044	1,106
Berryville Development Authority	11,800	393	6,100	6,100	6,100	-
Small Business Development Center	2,000	1,500	1,500	1,500	3,000	1,500
Blandy Experimental Farm	4,000	3,000	3,000	3,000	4,000	1,000
Planning Commission	23,388	24,599	20,000	20,000	22,250	2,250
Board of Septic Appeals	2,739	352	1,000	1,000	1,216	216
Historic Preservation Commission	12,000	20,367	26,300	31,650	10,050	(16,250)
NSV Regional Planning District Commission	14,217	5,712	5,776	5,776	7,329	1,553
Regional Airport	5,000	2,500	2,500	2,500	5,000	2,500
Friends of the Shenandoah	4,000	3,000	3,000	3,000	5,000	2,000
Water Quality Management	37,544	39,613	30,000	30,000	30,000	-
Lord Fairfax Soil & Water Conservation	9,500	4,750	5,000	5,000	7,800	2,800
Biosolids Application	19,116	11,179	15,761	15,761	14,459	(1,302)
Cooperative Extension	36,201	31,013	40,000	40,000	44,404	4,404
Northern Virginia 4-H Center	3,000	2,250	2,300	2,300	2,300	-
Non-Departmental Legal/Prof. Contingency	70,000	-	215,000	212,150	65,000	(150,000)
Social Services	1,432,321	1,305,046	1,338,165	1,363,865	1,431,582	93,417
School Operations	20,542,386	20,151,333	21,447,660	21,447,660	21,447,660	-
School Food Service	754,252	749,692	782,343	782,343	782,343	-
Comprehensive Services Act	761,000	598,649	607,000	607,000	972,948	365,948
Gang Task Force Fund	-	156,254	-	-	-	-
Public Safety Fund	-	24,373	-	-	-	-
Conservation Easement	150,000	1,113,546	15,000	388,124	30,000	15,000
General Capital Improvements	366,310	636,799	1,040,830	1,138,250	1,399,854	359,024
School Capital Improvements	504,200	7,017,862	852,179	1,268,755	852,179	-
General Debt Service	389,200	399,200	420,700	420,700	345,700	(75,000)
School Debt Service	4,034,879	3,887,513	3,867,648	3,867,648	3,846,945	(20,703)
Joint Administrative Services	542,520	532,559	551,038	551,038	554,507	3,469
Unemployment Compensation	25,000	302	25,000	25,000	17,000	(8,000)
TOTAL EXPENDITURE	37,814,887	44,615,512	39,932,445	40,855,568	40,974,633	1,042,188
<i>Local Funds for Schools</i>	<i>15,067,999</i>	<i>21,322,873</i>	<i>16,182,853</i>	<i>16,532,206</i>	<i>16,160,324</i>	<i>(22,529)</i>
ESTIMATED REVENUE						
LOCAL REVENUE						
Current Real Estate Taxes	13,522,865	13,857,804	14,135,069	14,135,069	13,937,281	(197,788)
Delinquent Real Estate Taxes	108,612	28,126	68,152	68,152	48,189	(19,963)
Proceeds from Delinquent Land Sale	-	(150)	-	-	-	-
Public Service Corporation Real Estate	392,096	404,731	420,772	420,772	419,200	(1,572)
Current Personal Property Taxes	3,024,723	3,731,494	3,739,323	3,739,323	3,891,325	152,002
Delinquent Personal Property Taxes	100,000	17,289	50,000	50,000	45,000	(5,000)

**FOR THE FISCAL YEAR
COMMENCING JULY 1, 2015 AND ENDING JUNE 30, 2016**

	FY13	FY14	FY15	01/31/15	FY16	Variance
	Original	Audited	Adopted	FY15	Proposed	
	Budget	Actual	Budget	Revised	Budget	16 Proposed- 15 Adopted
	Budget	Actual	Budget	Budget	Budget	
Mobile Home Taxes	1,258	1,125	1,036	1,036	1,035	(1)
Machinery and Tools Taxes	172,173	182,352	177,726	177,726	177,980	254
Penalties (All Property Taxes)	122,849	117,894	122,849	122,849	132,583	9,734
Interest (All Property Taxes)	89,461	93,375	96,740	96,740	110,189	13,449
Administrative Costs Delinq	11,541	9,179	11,541	11,541	12,235	694
DMV Stop Fee	-	480	-	-	480	480
Credit Card Fees	-	4,417	600	600	7,000	6,400
Sales and Use Taxes	810,000	794,171	760,491	760,491	871,222	110,731
Consumer's Utility Taxes	376,348	385,641	375,203	375,203	379,174	3,971
Consumption Tax	36,991	36,598	35,950	35,950	35,950	-
Communications Tax	416,632	431,966	442,829	442,829	442,829	-
Business License Tax	24,000	39,481	23,605	23,605	31,136	7,531
Franchise License Tax	13,854	-	20,000	20,000	12,319	(7,681)
Utility License Tax	-	-	-	-	-	-
Motor Vehicle Licenses	303,336	295,170	305,225	305,225	298,038	(7,187)
Recordation Taxes	175,000	256,567	252,845	252,845	249,894	(2,951)
Taxes on Wills	15,000	9,367	11,254	11,254	11,254	-
Circuit Court Online Land Record Fees	-	-	6,034	6,034	-	(6,034)
Transient Occupancy Tax	18,000	32,618	33,939	33,939	32,618	(1,321)
Animal Licenses	10,328	7,683	10,730	10,730	7,683	(3,047)
Animal Shelter Fees - Dogs & Cats	6,909	9,140	8,459	8,459	10,087	1,628
Spay & Neuter Fund Distribution	161	106	106	106	180	74
Land Use Application Fees Penalty	3,300	3,600	3,200	3,200	3,600	400
Land Use Application Fees	100	200	400	400	-	(400)
Transfer Fees	476	461	440	440	448	8
Zoning and Subdivision Permits	77,666	112,166	65,000	65,000	112,166	47,166
Building Permits	92,000	142,181	104,353	104,353	152,845	48,492
Road Sign Fees	90	200	-	-	-	-
New Dwelling Address Fee	1,300	3,250	1,550	1,550	2,275	725
Mapping Fee	900	300	700	700	450	(250)
Sign Permits and Inspection Fees	1,493	360	1,493	1,493	221	(1,272)
Rain Barrel Sales	360	1,170	1,080	1,080	200	(880)
Weapons Permits	4,500	5,472	6,000	6,000	5,579	(421)
Other permits, fees, and licenses	2,988	1,700	3,100	3,100	1,950	(1,150)
Court Fines and Forfeitures	283,000	237,835	280,000	280,000	250,000	(30,000)
DNA Fees - Blood Test	200	311	400	400	261	(139)
Courthouse Security Fees	55,000	43,219	53,812	53,812	52,000	(1,812)
Local Jury Fees	-	166	36	36	95	59
Interest on Bank Deposits	68,242	43,090	31,856	31,856	54,143	22,287
Rental of Property	51,772	53,001	57,772	57,772	7,000	(50,772)
Excess Fees of Clerks	500	-	-	-	-	-
Sheriff's Fees	797	796	797	797	797	-
Commonwealth's Attorney Fees	1,000	1,743	1,714	1,714	1,743	29
Court Appointed Attorney	657	1,511	1,027	1,027	1,174	147
Central Alarm - Berryville	2,000	2,000	2,000	2,000	2,000	-
Fees for Ambulance & Rescue Services	-	-	25,000	25,000	375,000	350,000
Jail Processing Fee	1,500	1,611	1,500	1,500	1,779	279
Revenue from Shared Costs - Berryville	60,739	67,380	67,918	67,918	70,635	2,717
Revenue from Shared Costs - IDA	-	-	-	-	-	-
Wireless E-911	39,285	40,742	39,285	39,285	37,610	(1,675)
Humane Foundation Contribution	25,000	25,000	25,000	25,000	25,000	-
Recycling Rebate	39,000	92,065	45,769	45,769	38,013	(7,756)
Recreation Center Fees	33,100	36,369	39,007	39,007	35,042	(3,965)
Swimming Pool Fees	91,000	88,719	86,991	86,991	76,420	(10,571)

**FOR THE FISCAL YEAR
COMMENCING JULY 1, 2015 AND ENDING JUNE 30, 2016**

	FY13	FY14	FY15	01/31/15 FY15	FY16	Variance
	Original	Audited	Adopted	Revised	Proposed	16 Proposed-
	Budget	Actual	Budget	Budget	Budget	15 Adopted
Concession Stand Revenue	19,500	12,254	16,000	16,000	15,000	(1,000)
Parks Programs Fees	248,000	261,036	275,000	275,000	265,000	(10,000)
Sale of Maps, Surveys, etc.	10	-	-	-	-	-
Sale of Publications	25	40	25	25	25	-
Zoning Research Fee	75	-	75	75	-	(75)
Engineer's Fees	9,699	7,867	11,360	11,360	10,654	(706)
Biosolids Application Fees	17,751	9,955	15,761	15,761	14,458	(1,303)
Rebates & Refunds	8,318	31,585	17,959	17,959	24,772	6,813
Gifts & Donations in Lieu of Taxes	3,000	2,500	22,933	22,933	22,933	-
Donations	-	-	2,500	5,460	-	(2,500)
Sale of Salvage & Surplus Property	272	3,646	3,681	3,681	3,681	-
Sale of Vehicles	3,055	-	2,777	2,777	2,253	(524)
Insurance Adjustments	7,876	14,033	7,876	7,876	7,876	-
Miscellaneous Revenue	8,469	6,152	3,096	3,096	3,894	798
Loan Repayment	3,495	3,495	3,495	3,495	3,495	-
Transfer from Animal Control Fund	-	1,500	-	-	-	-
Transfer from Parks Construction Fund	-	1,895	-	1,010	-	-
Tsfr from Capital Projects - Industrial Park	-	-	60,000	60,000	-	(60,000)
Insurance Recovery	13,754	7,279	13,754	13,754	13,754	-
School Operations	292,898	416,191	381,504	381,504	381,504	-
School Food Service	555,648	475,983	520,636	520,636	520,636	-
Public Safety Fund	-	5,875	-	-	-	-
Conservation Easement	-	222,302	-	25,000	-	-
General Capital Projects	117,024	119,809	-	-	-	-
School Capital Projects Proffers	-	228	-	-	-	-
Parks Construction Fund	-	4,965	-	-	-	-
General Debt Service	-	9,910	-	-	-	-
School Debt Service	6,397	3,484	-	-	-	-
Joint Administrative Services	3,000	796	3,000	3,000	3,000	-
Unemployment Fund	-	725	-	-	-	-
Trigon Demutualization Funds	34,534	-	-	-	-	-
TOTAL LOCAL REVENUE	22,042,902	23,419,591	23,419,110	23,448,080	23,766,262	347,152
REVENUE FROM THE COMMONWEALTH OF VIRGINIA						
Motor Vehicles Carrier's Taxes	19,426	25,954	24,373	24,373	24,373	-
Tax on Deeds (Grantor's Tax)	66,421	53,719	61,801	61,801	53,719	(8,082)
Quarterly Rental Tax	2,305	3,124	2,796	2,796	2,796	-
Personal Property Tax Relief	2,483,842	2,483,842	2,483,842	2,483,842	2,483,842	-
Circuit Court Online Land Records	-	-	5,666	5,666	-	(5,666)
Commonwealth's Attorney	175,766	184,065	187,055	187,055	185,350	(1,705)
Sheriff	698,760	747,010	750,887	750,887	746,078	(4,809)
Commissioner of Revenue	71,339	74,065	75,111	75,111	74,863	(248)
Treasurer	79,211	91,733	92,780	92,780	91,704	(1,076)
Registrar	36,362	39,796	38,549	38,549	38,691	142
Clerk of the Circuit Court	9,411	159,687	153,026	153,026	151,363	(1,663)
Emergency Services Grants	3,314	-	-	-	-	-
Litter Control	5,399	2,445	6,171	6,171	6,171	-
Other Categorical Aid	2,041	-	2,041	2,041	430	(1,611)
Extradition	-	-	-	-	2,000	2,000
Fire Programs Fund	36,901	42,667	41,652	41,652	42,135	483
Virginia Commission for the Arts	5,000	5,000	5,000	5,000	5,000	-
Historic Preservation Grants	-	1,685	12,000	12,000	-	(12,000)
DEQ Water Quality Management Grant	-	12,000	-	-	-	-
Welfare	955,261	841,484	900,754	900,754	981,846	81,092

**FOR THE FISCAL YEAR
COMMENCING JULY 1, 2015 AND ENDING JUNE 30, 2016**

	FY13	FY14	FY15	01/31/15		
	Original	Audited	Adopted	FY15	FY16	Variance
	Budget	Actual	Budget	Revised	Proposed	16 Proposed-
	Budget	Actual	Budget	Budget	Budget	15 Adopted
School Operations	8,695,554	8,553,289	8,666,412	8,666,412	8,666,412	-
School Food Service	8,787	7,707	7,707	7,707	7,707	-
Comprehensive Services Act	351,000	295,209	277,841	277,841	487,258	209,417
Public Safety Fund	-	7,157	-	-	-	-
Conservation Easement	-	372,075	15,000	129,124	5,000	(10,000)
General Capital Projects	-	-	66,830	66,830	-	(66,830)
School Capital Projects	154,000	23,350	154,000	154,000	154,001	1
TOTAL COMMONWEALTH REVENUE	13,871,775	14,027,063	14,031,294	14,145,418	14,210,739	179,445
FEDERAL REVENUE						
Payment in Lieu of Taxes	5,554	5,971	5,578	5,578	5,971	393
Miscellaneous Federal Revenue	-	-	3,125	3,125	2,477	-
Crime Victims Assistance	39,024	39,024	39,024	39,024	39,024	-
Multi Agency Federal Task Force	65,000	22,562	-	-	-	-
DMV Alcohol Enforcement	11,675	6,833	9,000	9,000	10,625	1,625
DMV Speed Enforcement	-	2,363	-	-	4,000	4,000
ICAC Task Force Grant	-	5,478	-	-	6,000	6,000
DOJ Local Law Enforcement Block Grant	-	-	1,906	1,906	2,181	275
SCAAP Grant	2,535	3,074	3,074	3,074	862	(2,212)
ARRA Byrne Justice Assistance Grant	5,423	-	-	-	-	-
Conservation Easement	-	398,750	-	184,000	-	-
V-Stop	33,004	32,567	28,053	28,053	28,053	-
SAFER Grant	-	-	25,000	25,000	140,000	115,000
Gang Task Force Fund	-	156,254	-	-	-	-
Public Safety Fund	-	254,695	-	-	-	-
School Operations	681,758	636,536	663,710	663,710	663,710	-
School Food Service	189,817	247,002	254,000	254,000	254,000	-
General Capital Projects	-	7,068	1,500	1,500	105,763	104,263
School Capital Projects	52,510	-	-	67,223	-	-
School Debt Service	130,349	119,986	119,008	119,008	120,833	1,825
TOTAL FEDERAL REVENUE	1,204,974	1,938,163	1,152,978	1,404,201	1,383,499	231,169
BUDGET BALANCE PROCEDURE						
TOTAL EXPENDITURES	37,814,887	44,615,512	39,932,445	40,855,568	40,974,633	1,042,188
TOTAL REVENUE	37,119,651	39,384,818	38,603,383	38,997,699	39,360,501	757,765
SURPLUS (DEFICIT)	(695,236)	(5,230,694)	(1,329,062)	(1,857,869)	(1,614,132)	(284,423)
FROM FUND BALANCE	695,236	5,230,694	1,329,062	1,857,869	1,614,132	284,423
NET	-	-	-	-	-	-

SURPLUS/DEFICIT ADJUSTMENTS:

TOTAL SURPLUS (DEFICIT) ADJUSTMENTS
ADJUSTED SURPLUS (DEFICIT)

-
(1,614,132)

PAY-AS-YOU-GO:

VEHICLE REPLACEMENTS
VOTING EQUIPMENT
PARKS MASTER PLAN
DATA & COMMUNICATIONS TECHNOLOGY
RECYCLING & CONVENIENCE CENTER
TOTAL PAY-AS-YOU-GO
SURPLUS (DEFICIT) NET OF PAY-AS-YOU-GO

91,000
50,000
100,000
144,000
250,000
635,000
(979,132)

ALL TAX RATES ARE BASED ON EACH \$100

FOR THE FISCAL YEAR
COMMENCING JULY 1, 2015 AND ENDING JUNE 30, 2016

FY13	FY14	FY15	01/31/15 FY15	FY16	Variance
Original Budget	Audited Actual	Adopted Budget	Revised Budget	Proposed Budget	16 Proposed- 15 Adopted

OF ASSESSED VALUATION

	2015
1. Real Estate, including the real estate of public service corporations**	\$ 0.655
2. Tangible personal property except machinery and tools and qualified Fire and Rescue Vehicles*	\$ 4.496
3. Tangible Machinery and tools	\$ 1.250
4. Tangible personal property of qualified Fire & Rescue Vehicles*	\$ 2.248

** Mobile Homes will be assessed as personal property, but taxed at the same rate as real estate.

* Personal Property Tax Relief by the Commonwealth of Virginia for vehicles valued between \$1,001 and \$20,000 isstill to be determined.

Clarke County
Proposed Budget by Category
2/2/2015

	FY 14 Audited Actual				FY 15 Adopted Budget				FY16 Proposed Budget			
	Expenditure	Categorical Revenue	Noncategorical Revenue	Noncat as % Expend.	Expenditure	Categorical Revenue	Noncategorical Revenue	Noncat as % Expend.	Expenditure	Categorical Revenue	Noncategorical Revenue	Noncat as % Expend.
GENERAL GOVERNMENT ADMINISTRATION:												
Legislative												
Board of Supervisors	51,418		51,418	100%	57,806		57,806	100%	58,964		58,964	100%
General and financial administration:												
County Administrator	289,702		289,702	100%	287,396		287,396	100%	300,414		300,414	100%
Unemployment Compensation	302	725	(423)	-140%	25,000	-	25,000	100%	17,000	-	17,000	100%
Legal Services												
Court Appointed Attorney	32,910	1,511			71,846	1,027			71,859	1,173		
	32,910	1,511	31,399	95%	71,846	1,027	70,819	99%	71,859	1,173	70,686	98%
Commissioner of Revenue												
Commissioner of Revenue	196,422				200,607				203,716			
	196,422	74,065	122,358	62%	200,607	75,111	125,496	63%	203,716	74,863	128,853	63%
Assessor	3,672		3,672	100%	3,500		3,500	100%	3,500		3,500	100%
Equalization Board	-		-	0%	-		-	0%	-		-	0%
Information Technology	284,766		284,766	100%	256,465		256,465	100%	284,244		284,244	100%
Treasurer												
Transfer Fees		461				440				448		
Treasurer		91,733				92,780				91,704		
Credit Card Fees		4,417				600				7,000		
DMV Stop Fee		480				-				480		
Other Categorical Aid		-				2,041				429		
	255,423	97,090	158,333	62%	262,208	95,861	166,347	63%	268,891	100,061	168,830	63%
Total general and financial administration	1,063,197	173,390	889,807	84%	1,107,022	171,999	935,023	84%	1,149,624	176,097	973,527	85%
BOARD OF ELECTIONS:												
General Registrar												
Registrar/Electoral Board	66,782				69,651				72,796			
	66,782	39,796	26,986	40%	69,651	38,549	31,102	45%	72,796	38,690	34,106	47%
Electoral Board												
Total board of elections	28,518		28,518	100%	32,379		32,379	100%	43,308		43,308	100%
Total general government administration	95,300	39,796	55,504	58%	102,030	38,549	63,481	62%	116,104	38,690	77,414	67%
	1,209,915	213,186	996,729	82%	1,266,858	210,548	1,056,310	83%	1,324,691	214,787	1,109,904	84%
JUDICIAL ADMINISTRATION:												
Courts:												
Circuit Court												
Circuit Court online record fees		-				11,700				-		
Jail Processing Fee		1,611				1,500				1,778		
DNA Fees - Blood Test		311				400				260		
	10,341	1,922	8,419	81%	12,680	1,900	10,780	85%	12,680	2,038	10,642	84%
General District Court												
	5,816	-	5,816	100%	3,980	-	3,980	100%	4,550	-	4,550	100%
Magistrate												
	134		134	100%	400		400	100%	400		400	100%

Clarke County
Proposed Budget by Category
2/2/2015

	FY 14 Audited Actual				FY 15 Adopted Budget				FY16 Proposed Budget			
	Expenditure	Categorical Revenue	Noncategorical Revenue	Noncat as % Expend.	Expenditure	Categorical Revenue	Noncategorical Revenue	Noncat as % Expend.	Expenditure	Categorical Revenue	Noncategorical Revenue	Noncat as % Expend.
J&D Court	2,244		2,244	100%	5,971		5,971	100%	6,050		6,050	100%
Clerk of the Circuit Court	242,424				243,897				248,563			
Local Jury Fees		166				36				95		
Circuit Court Online Record Fees (local)		-				6,034				-		
Circuit Court Online Record Fees (state)		-				5,666				-		
Clerk of the Circuit Court		159,687				153,026				151,363		
	242,424	159,853	82,571	34%	243,897	164,762	79,135	32%	248,563	151,458	97,105	39%
Victim/Witness Coordinator	40,832				40,189				42,175			
Crime Victims Assistance		39,024				39,024				39,024		
	40,832	39,024	1,808	4%	40,189	39,024	1,165	3%	42,175	39,024	3,151	7%
Division of Court Services	-		-	0%	-		-	0%	-		-	0%
Blue Ridge Legal Services	1,500		1,500	100%	1,500		1,500	100%	1,500		1,500	100%
Regional Court Services	3,759		3,759	100%	4,494		4,494	100%	4,494		4,494	100%
Total courts	307,051	200,800	106,251	35%	313,111	205,686	107,425	34%	320,412	192,520	127,892	40%
Commonwealth's attorney:												
Commonwealth Attorney	256,319				264,404				271,636			
Commonwealth Attorney Grants	32,567				40,479				40,754			
V-Stop		32,567				28,053				28,053		
Commonwealth's Attorney's Fees		1,743				1,714				1,743		
Commonwealth's Attorney		184,065				187,055				185,350		
Total commonwealth's attorney	288,886	218,375	70,510	24%	304,883	216,822	88,061	29%	312,390	215,146	97,244	31%
Total judicial administration	595,936	419,175	176,761	30%	617,994	422,508	195,486	32%	632,802	407,666	225,136	36%
PUBLIC SAFETY:												
Law enforcement and traffic control:												
Sheriff	1,592,227				1,649,536				1,464,237			
Sheriff's Grants	40,314				10,906				22,806			
Weapons Permits		5,472				6,000				5,579		
Court Fines and Forfeitures		237,835				280,000				250,000		
Courthouse Security Fees		43,219				53,812				52,000		
Multi-Agency Federal Task Force		22,562				-				-		
DOJ Vest Grant		-				-				-		
DOJ Local Law Enforcement Block Grant		-				1,906				2,181		
DMV 402 Grant		6,833				9,000				10,625		
DMV Alcohol Enforcement		2,363				-				4,000		
DMV Speed Enforcement		5,478				-				6,000		
ICAC Task Force Grant		-				-				2,000		
SCAAP Grant		3,074				3,074				862		
ARRA Byrne Justice Assistance Grant		-				-				-		
Sheriff		747,010				750,887				746,078		
Sheriff's Fees		796				797				796		
	1,632,541	1,074,643	557,898	34%	1,660,442	1,105,476	554,966	33%	1,487,043	1,080,121	406,922	27%
Criminal Justice Training Center	13,448		13,448	100%	19,185		19,185	100%	18,582		18,582	100%
Drug Task Force	9,421		9,421	100%	12,500		12,500	100%	12,500		12,500	100%

Clarke County
Proposed Budget by Category
2/2/2015

	FY 14 Audited Actual				FY 15 Adopted Budget				FY 16 Proposed Budget			
	Expenditure	Categorical Revenue	Noncategorical Revenue	Noncat as % Expend.	Expenditure	Categorical Revenue	Noncategorical Revenue	Noncat as % Expend.	Expenditure	Categorical Revenue	Noncategorical Revenue	Noncat as % Expend.
Total law enforcement and traffic control	1,655,410	1,074,643	580,767	35%	1,692,127	1,105,476	586,651	35%	1,518,125	1,080,121	438,004	29%
Fire and rescue services:												
Emergency Medical Services	391,700				648,912				644,643			
Fees for Ambulance & Rescue Services		-				25,000				375,000		
SAFER Grant		-				25,000				140,000		
Shared Costs Town of Berryville		67,380				67,918				70,635		
	391,700	67,380	324,320	83%	648,912	117,918	530,994	82%	644,643	585,635	59,008	9%
Volunteer Fire Companies	46,410				66,652				66,652			
Distribution of Fire Programs		42,667				41,652				42,135		
	46,410	42,667	3,743	8%	66,652	41,652	25,000	38%	66,652	42,135	24,517	37%
Blue Ridge Volunteer Fire Company	51,495		51,495	100%	51,500		51,500	100%	91,742		91,742	100%
Boyce Volunteer Fire Company	52,384		52,384	100%	52,500		52,500	100%	52,264		52,264	100%
Enders Volunteer Fire Company	78,445		78,445	100%	78,500		78,500	100%	77,927		77,927	100%
Shenandoah Farms Volunteer Fire Company	-		-	0%	-		-	0%	-		-	0%
Lord Fairfax Emergency Medical Services	4,929		4,929	100%	5,422		5,422	100%	5,422		5,422	100%
Forestry Service	2,712		2,712	100%	2,712		2,712	100%	2,712		2,712	100%
Total fire and rescue services	628,075	110,047	518,028	82%	906,198	159,570	746,628	82%	941,362	627,770	313,592	33%
Correction and detention:												
Regional Jail	542,879				562,301				515,422			
	542,879	-	542,879	100%	562,301	-	562,301	100%	515,422	-	515,422	100%
Juvenile Detention Service	57,904		57,904	100%	38,854		38,854	100%	31,914		31,914	100%
Probation Office	248				925				800			
	248	-	248	100%	925	-	925	100%	800	-	800	100%
Total correction and detention	601,031	-	601,031	100%	602,080	-	602,080	100%	548,136	-	548,136	100%
Inspection:												
Building Inspections	140,451				139,585				144,091			
Building Permits		142,181				104,353				152,844		
Total inspections	140,451	142,181	(1,730)	-1%	139,585	104,353	35,232	25%	144,091	152,844	(8,753)	-6%
Other protection:												
Animal Control	83,091				94,084				130,243			
Animal Shelter Fees - Dogs & Cats		9,140				8,459				10,087		
Spay & Neuter Fund Distribution		106				106				180		
Dangerous Dog Registration		-				-				-		
Humane Foundation Contribution		25,000				25,000				25,000		
Transfer from Animal Control Fund		1,500				-				-		
Animal Licenses		7,683				10,730				7,683		
	83,091	43,429	39,661	48%	94,084	44,295	49,789	53%	130,243	42,950	87,294	67%
Medical Examiner	60				1,000				1,000			
Medical Examiner		-				-				-		
	60	-	60	100%	1,000	-	1,000	100%	1,000	-	1,000	100%

Clarke County
Proposed Budget by Category
2/2/2015

	FY 14 Audited Actual				FY 15 Adopted Budget				FY16 Proposed Budget			
	Expenditure	Categorical Revenue	Noncategorical Revenue	Noncat as % Expend.	Expenditure	Categorical Revenue	Noncategorical Revenue	Noncat as % Expend.	Expenditure	Categorical Revenue	Noncategorical Revenue	Noncat as % Expend.
Civil Defense												
Emergency Services Grants	-	-	-	0%	-	-	-	0%	-	-	-	0%
Total other protection	83,151	43,429	39,721	48%	95,084	44,295	50,789	53%	131,243	42,950	88,294	67%
Total public safety	3,108,118	1,370,300	1,737,818	56%	3,435,074	1,413,694	2,021,380	59%	3,282,957	1,903,684	1,379,273	42%
PUBLIC WORKS:												
Sanitation and waste removal:												
Refuse Disposal	90,762				168,000				168,000			
Recycling Rebate	90,762	92,065	(1,303)	-1%	168,000	45,769	122,231	73%	168,000	38,013	129,987	77%
Sanitation	57,176		57,176	100%	72,000		72,000	100%	160,377		160,377	100%
Litter Control	2,827				6,171				6,171			
Litter Control		2,445				6,171				6,171		
Total sanitation and waste removal	150,765	94,510	56,255	37%	246,171	51,940	194,231	79%	334,548	44,184	290,364	87%
Maintenance of general buildings and grounds:												
Road Sign Fees		200				-				-		
Maintenance/Buildings & Grounds	747,560	200	747,360	100%	734,077	-	734,077	100%	824,208	-	824,208	100%
Total public works	898,325	94,710	803,615	89%	980,248	51,940	928,308	95%	1,158,756	44,184	1,114,572	96%
HEALTH AND WELFARE:												
Health:												
Local Health Department	199,000		199,000	100%	205,000		205,000	100%	228,594		228,594	100%
Our Health	4,875		4,875	100%	5,000		5,000	100%	6,500		6,500	100%
Total health	203,875	-	203,875	100%	210,000	-	210,000	100%	235,094	-	235,094	100%
Mental health and mental retardation:												
Chapter 10 Board (Mental Health)	82,000		82,000	100%	85,000		85,000	100%	89,250		89,250	100%
Concern Hotline	750		750	100%	750		750	100%	750		750	100%
NW Works	750		750	100%	750		750	100%	2,000		2,000	100%
Total mental health and mental retardation	83,500	-	83,500	100%	86,500	-	86,500	100%	92,000	-	92,000	100%
Welfare:												
Shenandoah Area Agency on Aging	40,000		40,000	100%	40,000		40,000	100%	40,000		40,000	100%
Loudoun Transit Service	17,639		17,639	100%	19,302		19,302	100%	19,302		19,302	100%
Abused Women's Shelter	2,000		2,000	100%	2,000		2,000	100%	3,000		3,000	100%
Access Independence (serves the disabled)	750		750	100%	750		750	100%	1,000		1,000	100%
Total welfare	60,389	-	60,389	100%	62,052	-	62,052	100%	63,302	-	63,302	100%
Total health and welfare	347,764	-	347,764	100%	358,552	-	358,552	100%	390,396	-	390,396	100%
EDUCATION:												
Other instructional costs:												
Lord Fairfax Community College	13,924		13,924	100%	17,534		17,534	100%	15,580		15,580	100%
Total Education	13,924	-	13,924	100%	17,534	-	17,534	100%	15,580	-	15,580	100%
PARKS, RECREATION, AND CULTURAL:												
Parks and recreation:												
Parks Administration	356,188		356,188	100%	369,940		369,940	100%	387,013		387,013	100%

Clarke County
Proposed Budget by Category
2/2/2015

	FY 14 Audited Actual				FY 15 Adopted Budget				FY 16 Proposed Budget			
	Expenditure	Categorical Revenue	Noncategorical Revenue	Noncat as % Expend.	Expenditure	Categorical Revenue	Noncategorical Revenue	Noncat as % Expend.	Expenditure	Categorical Revenue	Noncategorical Revenue	Noncat as % Expend.
Recreation Center	96,873				103,870				107,212			
Recreation Center Fees		36,369				39,007				35,042		
	96,873	36,369	60,504	62%	103,870	39,007	64,863	62%	107,212	35,042	72,170	67%
Swimming Pool	73,412				87,958				87,878			
Swimming Pool Fees		88,719				86,991				76,420		
Transfer from Parks Construction Fund		1,895				-				-		
	73,412	90,614	(17,202)	-23%	87,958	86,991	967	1%	87,878	76,420	11,458	13%
Concession Stand	14,242				16,000				14,841			
Concession Stand Revenue		12,254				16,000				15,000		
	14,242	12,254	1,988	14%	16,000	16,000	-	0%	14,841	15,000	(159)	-1%
Programs	197,066				249,120				265,483			
Parks Program Fees		261,036				275,000				265,000		
Total parks and recreation	197,066	261,036	(63,970)	-32%	249,120	275,000	(25,880)	-10%	265,483	265,000	483	0%
	737,782	400,273	337,509	46%	826,888	416,998	409,890	50%	862,427	391,462	470,965	55%
Cultural enrichment:												
Josephine School Museum	-			0%	-			0%	-			0%
Shenandoah Valley Discovery Museum	-			0%	-			0%	-			0%
Barns of Rose Hill	-			0%	-			0%	-			0%
Virginia Commission for Arts	10,000				10,000				10,000			
Virginia Commission for the Ar		5,000				5,000				5,000		
	10,000	5,000	5,000	50%	10,000	5,000	5,000	50%	10,000	5,000	5,000	50%
Total cultural enrichment	10,000	5,000	5,000	50%	10,000	5,000	5,000	50%	10,000	5,000	5,000	50%
Library:												
Regional Library	182,119		182,119	100%	185,000		185,000	100%	201,943		201,943	100%
Total parks, recreation, and cultural	929,901	405,273	524,628	56%	1,021,888	421,998	599,890	59%	1,074,370	396,462	677,908	63%
COMMUNITY DEVELOPMENT:												
Planning and community development:												
Planning Administration	328,103				337,522				388,222			
Rain Barrel Program	320				1,080				200			
Land Use Application Fees		200				400				-		
Land Use Application Fees Penalties		3,600				3,200				3,600		
Zoning and Subdivision Permits		112,166				65,000				112,166		
Sale of Maps, Plats, Surveys, Etc.		-				-				-		
Sale of Publications		40				25				25		
Engineer's Fees		7,867				11,360				10,654		
New Dwelling Address Fee		3,250				1,550				2,275		
Mapping Fee		300				700				450		
Division of Historic Landmarks		1,685				12,000				-		
DEQ Water Quality Management Grant		12,000				-				-		
Sign Permits and Inspection Fees		360				1,493				221		
Zoning Research Fee		-				75				-		
Rain Barrel Sales		1,170				1,080				200		
	328,423	142,638	185,786	57%	338,602	96,883	241,719	71%	388,422	129,590	258,832	67%

Clarke County
Proposed Budget by Category
2/2/2015

	FY 14 Audited Actual				FY 15 Adopted Budget				FY16 Proposed Budget			
	Expenditure	Categorical Revenue	Noncategorical Revenue	Noncat as % Expend.	Expenditure	Categorical Revenue	Noncategorical Revenue	Noncat as % Expend.	Expenditure	Categorical Revenue	Noncategorical Revenue	Noncat as % Expend.
Help With Housing	5,400		5,400	100%	5,400		5,400	100%	6,500		6,500	100%
Board of Zoning Appeals	3,585		3,585	100%	3,470		3,470	100%	3,469		3,469	100%
Tsfr from Capital Projects - Industrial Park		-				60,000				-		
Office of Economic Development	47,025	-	47,025	100%	105,938	60,000	45,938	43%	107,044	-	107,044	100%
Berryville Development Authority	393		393	100%	6,100		6,100	100%	6,100		6,100	100%
Small Business Development Center	1,500		1,500	100%	1,500		1,500	100%	3,000		3,000	100%
Blandy Experimental Farm	3,000		3,000	100%	3,000		3,000	100%	4,000		4,000	100%
Planning Commission	24,599		24,599	100%	20,000		20,000	100%	22,249		22,249	100%
Board of Septic Appeals	352		352	100%	1,000		1,000	100%	1,215		1,215	100%
Historic Preservation Commission	20,367		20,367	100%	26,300		26,300	100%	10,050		10,050	100%
Lord Fairfax District Planning Commission	5,712		5,712	100%	5,776		5,776	100%	7,329		7,329	100%
Regional Airport	2,500		2,500	100%	2,500		2,500	100%	5,000		5,000	100%
Total planning and community development	442,857	142,638	300,219	68%	519,586	156,883	362,703	70%	564,378	129,590	434,789	77%
Environmental Management:												
Friends of the Shenandoah	3,000		3,000	100%	3,000		3,000	100%	5,000		5,000	100%
Water Quality Management	39,613		39,613	100%	30,000		30,000	100%	30,000		30,000	100%
Lord Fairfax Soil & Water Conservation	4,750		4,750	100%	5,000		5,000	100%	7,800		7,800	100%
Biosolids Applications Fees		9,955				15,761				14,458		
Biosolids Application	11,179	9,955	1,223	11%	15,761	15,761	-	0%	14,458	14,458	-	0%
Gypsy Moth												
Gypsy Moth Control	-	-	-	0%	-	-	-	0%	-	-	-	0%
Total environmental management	58,541	9,955	48,586	83%	53,761	15,761	38,000	71%	57,258	14,458	42,801	75%
Cooperative extension program:												
Cooperative Extension	31,013		31,013	100%	40,000		40,000	100%	44,404		44,404	100%
Northern Virginia 4-H Center	2,250		2,250	100%	2,300		2,300	100%	2,300		2,300	100%
Total cooperative extension program	33,263	-	33,263	100%	42,300	-	42,300	100%	46,704	-	46,704	100%
Total community development	534,661	152,593	382,069	71%	615,647	172,644	443,003	72%	668,341	144,048	524,293	78%
NONDEPARTMENTAL:												
Non-Departmental Legal/Prof. Contingency	-	-	-	0%	215,000	-	215,000	100%	65,000	-	65,000	100%
Total General Fund												
Special Revenue Fund:												
Virginia Public Assistance Fund:												
Health and Welfare:												
Social Services	1,305,046				1,338,165				1,431,582			
Local revenue		40,483										

Clarke County
Proposed Budget by Category
2/2/2015

	FY 14 Audited Actual				FY 15 Adopted Budget				FY16 Proposed Budget			
	Expenditure	Categorical Revenue	Noncategorical Revenue	Noncat as % Expend.	Expenditure	Categorical Revenue	Noncategorical Revenue	Noncat as % Expend.	Expenditure	Categorical Revenue	Noncategorical Revenue	Noncat as % Expend.
Welfare		841,484				900,754				981,846		
	1,305,046	881,967	423,079	32%	1,338,165	900,754	437,411	33%	1,431,582	981,846	449,736	31%
E-911 Fund:												
Public Safety:												
Other Protection												
911 Calls	404,140				441,803				698,007			
E-911	-				39,284				-			
Central Alarm		2,000				2,000				2,000		
Wireless E-911 Grant		40,742				39,285				37,610		
	404,140	42,742	361,398	89%	481,087	41,285	439,802	91%	698,007	39,610	658,397	94%
Comprehensive Services Fund:												
Health and welfare:												
Welfare and social services:												
Comprehensive Services Act	598,649				607,000				972,948			
Local revenue		2,361				-				-		
Commonwealth Revenue		295,209				277,841				487,258		
	598,649	297,570	301,079	50%	607,000	277,841	329,159	54%	972,948	487,258	485,690	50%
Joint Services Fund:												
Joint Administrative Services	532,559	796	531,763	100%	551,038	3,000	548,038	99%	554,507	3,000	551,507	99%
Public Safety Fund:												
Public Safety:												
Gang Task Force	156,254	156,254	(0)	0%	-	-	-	0%	-	-	-	0%
Public Safety	24,373				-				-			
Local Revenue		5,875				-				-		
Commonwealth Revenue		7,157				-				-		
Federal Revenue		254,695				-				-		
	24,373	267,727	(243,354)	-998%	-	-	-	0%	-	-	-	0%
Special Revenue Fund:												
Debt Service Fund:												
School Debt Service	3,887,513				3,867,648				3,846,945			
Local Revenue		3,484				-				-		
Commonwealth Revenue		-				-				-		
Federal Revenue		119,986				119,008				120,833		
	3,887,513	123,470	3,764,043	97%	3,867,648	119,008	3,748,640	97%	3,846,945	120,833	3,726,112	97%
General Debt Service	399,200				420,700				345,700			
Local revenue		9,910				-				-		
	399,200	9,910	389,290	98%	420,700	-	420,700	100%	345,700	-	345,700	100%
Conservation Easement:												
Conservation Easement	1,113,546				15,000				30,000			
Local revenue		222,302				-				-		
Commonwealth Revenue		372,075				15,000				5,000		
Federal Revenue		398,750				-				-		
	1,113,546	993,127	120,418	11%	15,000	15,000	-	0%	30,000	5,000	25,000	83%
Capital Projects Fund												
General Capital Improvements	636,799				1,040,830				1,399,854			
Local Revenue		119,809				-				-		
Commonwealth Revenue		-				66,830				-		
Federal Revenue		7,068	7,068			1,500				105,763		
	636,799	126,877	509,922	80%	1,040,830	68,330	972,500	93%	1,399,854	105,763	1,294,091	92%

Clarke County
Proposed Budget by Category
2/2/2015

	FY 14 Audited Actual				FY 15 Adopted Budget				FY16 Proposed Budget			
	Expenditure	Categorical Revenue	Noncategorical Revenue	Noncat as % Expend.	Expenditure	Categorical Revenue	Noncategorical Revenue	Noncat as % Expend.	Expenditure	Categorical Revenue	Noncategorical Revenue	Noncat as % Expend.
Parks Construction												
Local Revenue	-	4,965	(4,965)	0%	-	-	-	0%	-	-	-	0%
Special Revenue Funds:												
Education:												
School Operations	20,151,333				21,447,660				21,447,660			
Local Revenue		416,191				381,504				381,504		
Commonwealth Revenue		8,553,289				8,666,412				8,666,412		
Federal Revenue		636,536				663,710				663,710		
	20,151,333	9,606,016	10,545,317	52%	21,447,660	9,711,626	11,736,034	55%	21,447,660	9,711,626	11,736,034	55%
School Food Service Fund	749,692				782,343				782,343			
Local Revenue		475,983				520,636				520,636		
Commonwealth Revenue		7,707				7,707				7,707		
Federal Revenue		247,002				254,000				254,000		
	749,692	730,692	19,000	3%	782,343	782,343	-	0%	782,343	782,343	-	0%
School Capital Improvements	7,017,862				852,179				852,179			
Local Revenue		-				-				-		
Commonwealth Revenue		23,350				154,000				154,000		
Federal Revenue		-				-				-		
	7,017,862	23,350	6,994,512	100%	852,179	154,000	698,179	82%	852,179	154,000	698,179	82%
School Capital Projects - Proffers	-				-				-			
Local Revenue		228				-				-		
Federal Revenue		-				-				-		
	-	228	(228)	0%	-	-	-	0%	-	-	-	0%
	44,615,512	15,920,928	28,694,584	64%	39,932,445	14,766,520	25,165,925	63%	40,974,619	15,502,111	25,472,508	62%

Noncategorical Revenue

Revenue from local sources:

General property taxes:

Current Taxes on Real Property	13,857,804	14,135,069	13,937,280
Delinquent Taxes on Real Property	28,126	68,152	48,189
Current Taxes on Real Prop - Public Svc Corp	404,731	420,772	419,200
Delinquent Taxes on Public Svc Corp	-	-	-
Current Taxes on Personal Property	3,731,494	3,739,323	3,891,324
Delinquent Taxes on Personal Property	17,289	50,000	45,000
MOBILE HOME TAXES+delinq mobile	1,125	1,036	1,034
Current Taxes on Machinery & Tools	182,352	177,726	177,980
Recordation Taxes	256,567	252,845	249,894
Tax on Deeds	53,719	61,801	53,719
Land Redemptions	-	-	-
Proceeds from Delinquent Land	(150)	-	-
PENALTIES - All Property Taxes	117,894	122,849	132,583
INTEREST - All Property Taxes	93,375	96,740	110,188
Administrative Costs - Delinq	9,179	11,541	12,235

Other local taxes:

Clarke County
Proposed Budget by Category
2/2/2015

	FY 14 Audited Actual			FY 15 Adopted Budget			FY16 Proposed Budget				
Expenditure	Categorical Revenue	Noncategorical Revenue	Noncat as % Expend.	Expenditure	Categorical Revenue	Noncategorical Revenue	Noncat as % Expend.	Expenditure	Categorical Revenue	Noncategorical Revenue	Noncat as % Expend.
Local Sales Tax		794,171				760,491				871,221	
Consumer Utility Tax		385,641				375,203				379,173	
Consumption Tax		36,598				35,950				35,949	
Communications Tax		431,966				442,829				442,828	
Motor Vehicle Licenses		295,170				305,225				298,038	
Tax on Wills		9,367				11,254				11,253	
Franchise License Tax (Public		-				20,000				12,318	
Utility License Tax		-				-				-	
Transient Occupancy Tax		32,618				33,939				32,618	
Business Licenses Taxes		39,481				23,605				31,136	
Permits, privilege fees, and regulatory licenses:											
Other Permits, Fees & Licenses		1,700				3,100				1,950	
Revenues from use of money and property:											
Interest on Bank Deposits		43,090				31,856				54,143	
Rental of General Property		53,001				57,772				7,000	
Miscellaneous revenue:											
Other Miscellaneous Revenue		6,152				3,096				3,893	
Miscellaneous Federal Revenue		-				3,125				2,476	
Donations		-				2,500				-	
Recovered costs:											
Rebates & Refunds		31,585				17,959				24,772	
Insurance Recovery		7,279				13,754				13,753	
Gifts & Donations in Lieu of Taxes		2,500				22,933				22,933	
Sale of Salvage & Surplus Property		3,646				3,681				3,680	
Sale of Vehicles		-				2,777				2,253	
Insurance Adjustments		14,033				7,876				7,876	
Trigon Demutualization Fund		-				-				-	
Loan Repayment		3,495				3,495				3,495	
Revenue from the Commonwealth:											
Noncategorical Aid:											
Motor Vehicle Carrier's Taxes		25,954				24,373				24,373	
Mobile Home Titling Tax		-				-				-	
Other Noncategorical Aid		-				-				-	
Quarterly rental tax		3,124				2,796				2,796	
Personal Property Tax Relief - State		2,483,842				2,483,842				2,483,842	
Revenue from the federal government:											
Payments in Lieu of Taxes		5,971				5,578				5,971	
<i>Noncategorical Revenue</i>		23,463,890				23,836,863				23,858,366	
Less noncat rev. applied by program		(28,694,584)				(25,165,925)				(25,472,508)	
<i>Surplus/(Deficit)</i>		<u>(5,230,694)</u>				<u>(1,329,062)</u>				<u>(1,614,143)</u>	

*Slight differences may occur due to rounding.

MEMORANDUM

TO: Board of Supervisors

FR: Thomas Judge, Director of Joint Administrative Services

DT: 2/9/15

RE: *February Finance Agenda*

1. **FY 15 Budget Adjustments for Salary increases.** The adjustments to the FY 15 budget, based on salary increases taking effect in December, are attached.
2. **FY 16 Capital Budget.** Please find the FY 16 Capital Budget requests attached.
3. **Bills and Claims.** The Board should consider acceptance of the January Bills and Claims.
4. **Standing Reports.** Capital Projects Status. Reconciliation of Appropriations. General Fund Balance. Expenditure Summary.

Clarke County
 Appropriations transfer needed to cover salary increases
 January 20, 2015

	EXPENDITURE CODE DESCRIPTION	Adjustment needed
12110 Total	County Administrator	9,424.00
12310 Total	Commissioner of Revenue	1,065.00
12410 Total	Treasurer	4,459.00
12510 Total	Data Processing	4,062.00
13200 Total	Registrar	2,209.00
21600 Total	Clerk of the Circuit Court	3,391.00
21900 Total	Victim/Witness Program	2,666.00
22100 Total	Commonwealth's Attorney	6,738.00
31200 Total	Sheriff	(28,463.00)
34100 Total	Building Inspections	(8,048.00)
35100 Total	Animal Control	11,230.00
35600 Total	Communications	57,167.00
43200 Total	General Property Maintenance	(586.00)
71100 Total	Parks Administration	9,788.00
71310 Total	Clarke County Recreation Center	1,645.00
71350 Total	Programs	3,037.00
81110 Total	Planning Administration	10,445.00
81510 Total	Office of Economic Development	1,585.00
22100 Total	V-Stop	(3,559.00)
53100 Total	Social Services	22,931.00
12530 Total	Joint Administrative Services	16,876.00
Grand Total		
100	0 91600 1000 PERSONNEL	(128,062.00)

Notes:

This report adjusts salary allocation between Sheriff 31200 and Communications 35600.

Appropriations for EMTs 32100 was not adjusted, as it is not negative. The total estimated increase in cost is \$48,117.

No adjustment was made to 12210 Legal Services, as it's not currently active. It has an available balance of \$41,846 in salary and benefits.

Building inspections was adjusted to reflect current salaries.

Worker's comp shortfall of \$8,437 is not included in the above figures.

FY 16 Budget Process

February 9, 2015 11:00 am

Joint Government Center

Documents:

1. Capital Budget (p. 1)
2. Current Year Capital Balances (p. 3)
3. Fund Balance Designations (p. 4)
4. Joint Technology Plan (p. 5)
5. Department Requests (p. 6)

Government Projects	FY 2016 <i>Projected</i>	FY 2017 <i>Projected</i>	FY 2018 <i>Projected</i>	FY 2019 <i>Projected</i>	FY 2020 <i>Projected</i>	Notes
<i>Public Safety</i>						
Cruisers	91,000	121,000	112,000	116,000	116,000	
Crime Scene Vehicle			75,000			
Radios					331,086	
Personal Computers (MDTs, laptops and desktops)				32,000		MDT's will need replaced in FY19
ICOP Server, Communications CPUs, Backup Battery		19,000				
Weapons and Armor		18,150	30,000	8,000		18,150 for tasers; 30K new rifles; 8K new vests
LIDARS			12,000			NEW
Microwave System						70K Currently budgeted
2 nd Transmitter Site		1,200,000				For last few percent of County-wide propagation (coverage)
Vehicle Repeaters	144,000					For all vehicles. Could be spread over several years
EMS Dispatch Software System	57,454					May receive grant in FY 15
Fire/EMS/Paramedic Chase Vehicle	65,000					Partial grant
<i>Parks</i>						
New Projects						
Kohn Property Master Plan	20,000					Add to \$10K under FY 15 Park Expansion
County-Wide Comprehensive Plan	30,000					
Athletic Fields		200,000				Master Plan Update needed
Game Court Construction (basketball, shufflebrd, skate)		220,000				Master Plan Update needed
Major Capital Asset Renovation and Repair						
Replace ballfield and pool fencing	10,000	10,000	10,000	10,000	10,000	
Coat Bottom of Pool	42,500					
Replace Pool Filter Pump	77,400					
<i>Community Development</i>						
Real Property Assessment				200,000		
Park to Town Utility Upgrades	50,000					
Solid Waste Convenience Center	500,000					
<i>General</i>						
Regular Capital Asset Renovation and Repair						
Voting Equipment	48,000	20,400	20,400	20,400	20,400	FY 16: add to \$62 K currently budgeted
Technology	30,000	30,000	30,000	30,000	30,000	Replacement computers, copiers, etc.
Joint Technology Government Share	123,000	59,000	59,000	59,000	59,000	Includes 59K ERP SaaS fees; 64K network switches
Vehicles	30,000	30,000	30,000	30,000	30,000	

General	81,500	50,000	50,000	50,000	50,000
Totals	1,399,854	1,977,550	428,400	555,400	646,486

11.5K Musuem Porch floor;\$11K paint Gym floor;24.5K Old Court House ceiling and lights;25K seal GD court brick; GD Court interior walls 9.5K

Sources

FEMA Grant (chase vehicle)	59,800				
Rescue Squad Assistance Fund Grant (EMS Dispatch Software)	45,963				
<i>Total Revenue</i>	105,763	-	-	-	-
<i>Fund Balance for Capital (pay-as-you-go):</i>					
Vehicle Replacements	91,000				
Voting Equipment	50,000				
Parks Master Plan	100,000				
Data Communications and Technology	144,000				
Recycling and Convenience Center	250,000				
<i>Total Fund Balance for Capital</i>	635,000	-	-	-	-
General Fund Transfer net of Revenue and Pay-as-you go	659,091	1,977,550	428,400	555,400	646,486

Government Capital Projects
January 31, 2015

Description	FY 14 Carryover	FY 15 Original Budget/ Revenue Estimate	FY15 Supplemental Budget	Inter-projec Adjusts	Cumulative Budget With Adjusts	Outstanding Encumbrance	Year-to Date Expenditure/ Revenue	Available Balance	Notes
General Government Capital Expenditure									
Sheriff's Equipment (fingerprinting, etc.)	13,468	4,000		-13,468	4,001		2,670	1,331	
HVAC Systems	18,773				18,773			18,773	
Auto Replacement		30,000			30,000		7,431	22,569	
Communications Equipment/Computers, MDTs, Laptops.	160,188	11,500		13,468	185,156		185,156	-	
Fencing - Ballfield & Pool	14,456	10,000			24,456			24,456	
Old Park Office Modifications	13,583	90,000			103,583		4,416	99,167	
Additional Parking	10,000				10,000			10,000	
Sheriff's Vehicles	4,943	74,000			78,943		76,920	2,023	
Motorola Portable Radios	50,000				50,000		49,608	392	
Public Safety Voice Logging Data Recorder		66,830			66,830		50,200	16,630	
Communications							2,000	(2,000)	
Emergency Medical Dispatch-Total Response System						57,454		(57,454)	grant requirement to order by 2/28/15
Sheriff's Mobile Radio System/Microwave System		70,000			70,000			70,000	
Park Expansion	10,000				10,000			10,000	
Economic Development	176,434				176,434			176,434	
Technology Improvements	56,018	137,500			193,518		75,091	118,427	
C-Spout Run Project	73,689				73,689		2,086	71,603	
Spout Run Cleanup (EPA Grant pj)	316,620				316,620		10,500	306,120	
Real Property Assessment		200,000			200,000	130,100	58,451	11,450	
Ashphalt/Sidewalk		50,000			50,000			50,000	
Sheriff's Building Renovation	152,506	150,000	97,420		399,926	45,453	170,152	184,321	
Roofing	136,633				136,633			136,633	
Plan Updates	4,552				4,552		4,552	-	
General District Court Repairs	74,681				74,681		1,708	72,973	
General Renovations & Repairs		85,000			85,000		70,121	14,879	85K Painting
Carpeting (Includes Gen Dist Courthouse Seating)	4,933				4,933			4,933	tile at rec ctr, courthouse area, etc.
Landscaping	15,375				15,375			15,375	
Parks Westside Sitework/Parking	87,024				87,024	58,500	200	28,324	
Recreation Center Additions/Wall Crack	56,720				56,720		53,905	2,815	
Systems Integration	357,714				357,714	200,970	62,230	94,514	
Voting Equipment		62,000			62,000			62,000	
Total Expenditure.	1,808,310	1,040,830	97,420	0	2,946,560	492,476	887,396	1,566,688	
			1,138,250						
Revenue									
Total Response System Grant (Emergency Med Dispatch)									
E-911 PSAP Grant - Public Safety Voice Data Recorder		66,830			66,830			66,830	
Federal Armor Grant (Bulletproof Vests)		1,500			1,500			1,500	
National Fish & Wildlife Foundation (C-Spout Run Pjt)	75,769				75,769		58,765	17,004	
Spout Run Cleanup (EPA Grant)	316,620				316,620			316,620	
Communications Equipment Grant (Vol. Fire Cos.)	80,094				80,094		80,094	0	
Total Revenue	472,483	68,330	-	-	540,813	-	138,859	401,954	
			68,330						
Capital Projects Fund Balance									
Economic Development	177,514				177,514			177,514	
Total Revenue and Fund Balance	649,997	68,330	-	-	718,327	-	-	579,468	
Total Expenditures less Revenue and Fund Balance	1,158,313				2,228,233			987,220	

Designations

Liquidity Designation @ 12% of FY 15 Budgeted Operating Revenue	(\$3,188,575)	(\$3,188,575)
Stabilization Designation @ 3% of FY 15 Budgeted Operating Revenue	(797,144)	(797,144)
Continuing Local GF Appropriations for Capital Projects	(3,043,265)	(3,043,265)
School Capital/Debt	(1,250,000)	(1,250,000)
Government Construction/Debt	(600,578)	(600,578)
Property Acquisition	(265,000)	(265,000)
Conservation Easements from Government Savings	(153,462)	(153,462)
Community Facilities	(\$156,000)	(\$156,000)
Comprehensive Services Act Shortfall	(250,000)	(250,000)
Parks Master Plan	(100,000)	(100,000)
School Operating Carryover	(357,286)	(7,933)
Government Carryover Requests from Government Savings	(586,487)	(457,034)
Energy Efficiency	(50,000)	(50,000)
Data and Communications Technology	(200,000)	(200,000)
Recycling and Convenience Center	(444,183)	(444,183)
Regional Jail Capital Needs	(100,000)	(100,000)
Vehicle Replacements	(100,000)	(100,000)
Voting Equipment Upgrades	(50,000)	(50,000)
Landfill costs	(50,000)	(50,000)
Pay and Classification Plan Implementation	(40,000)	(40,000)
Leave Liability	(75,000)	(75,000)
FY 15 Original Budget Surplus (Deficit)	(1,329,062)	(1,329,062)
TOTAL Designations	(13,186,042)	(12,707,236)

Joint Technology Plan

01/28/15

Source: Joint Administrative Services

<u>EVENT</u>	<u>2016</u>	<u>2017</u>	<u>2018</u>	<u>2019</u>	<u>2020</u>	<u>2021</u>	<u>2022</u>	<u>2023</u>	<u>2024</u>	<u>Notes</u>
Telephone System *	38,000	38,000	38,000	38,000	38,000	68,000	38,000	38,000	38,000	30K maint; 3K handset; 30K PBX replacement in 2021
Information Security		25,000	25,000	25,000	25,000	25,000	25,000	25,000	25,000	Disaster Recovery System. Sort things out in 2016
Energy Management System	25,000	100,000	100,000	100,000	100,000	100,000				Extension shifted forward. Sort things out in 2016.
Building Security: Video and Sensor		50,000	50,000	50,000	50,000					Must decide on goal of integrated joint system.
Fiber optic infrastructure	96,000	56,400	56,400	56,400	56,400	56,400	56,400	56,400	56,400	Shentel, Comcast, & Comcast retro in 2016
Network Switch Upgrades	184,000	184,000	184,000	184,000	184,000	184,000	184,000	184,000	184,000	120K schools; 64K Government
Video Conferencing					25,000					Need and cost not defined
ERP Application	117,506	117,506	117,506	117,506	121,031	124,662	128,402	132,254	136,222	
Training		20,000	20,000	20,000	20,000	20,000	20,000	20,000	20,000	Focus on ERP Training in 2016
TOTAL	460,506	590,906	590,906	590,906	619,431	578,062	451,802	455,654		

KEY:

Bold = School 100%

Italic = Government 100%

Normal = Split

* The phone system will be split: 45-45-10, Sch-Gov-Town

<u>Dark Fiber Ongoing</u>	<u>FY 16</u>		<u>Other</u>		
	<u>Monthly</u>	<u>Annual</u>			
Shentel School	2800	33600	Comcast Boyce	?	Phases out 2017
Shentel Government	1900	22800	Comcast Retro Gov	14400	Pays out in 2016
Comcast School	180	2160	Comcast Retro Sch	21600	Pays out in 2016
Comcast Government	120	1440	JW Centrex Lines	-14400	Savings begin 2016 Not fiber, note only
Total School	2980	35760			
Total Government	2020	24240			

Use this form to request a capital outlay item including furniture, equipment, vehicles, major maintenance, or other similar infrequent large dollar purchase. Use the Technology Request form for computers, printers, etc. Complete a separate sheet for each request, and attach additional information as necessary.

Department, School, or Agency Name: Emergency Services
Account Manager or Contact Person: Davis
Object or Project Name: Fire/EMS/Paramedic Chase vehicle

Month & Year Needed: Sept. 15 New or Replacement? New Cost: 65,000

Non-local Revenue for Object:

Source: FEMA Grant

Amount: 59,800

JUSTIFICATION Please justify your request below as succinctly, factually, and legibly as possible: Vehicle will be used for Community Paramedic Program as well as First Responder unit.

CLARKE COUNTY FY 16 BUDGET

Capital Outlay Request

Use this form to request a capital outlay item including furniture, equipment, vehicles, major maintenance, or other similar infrequent large dollar purchase. Use the Technology Request form for computers, printers, etc. Complete a separate sheet for each request, and attach additional information as necessary.

Department, School, or Agency Name: Clarke County Sheriff's Office

Account Manager or Contact Person: Anthony W. Roper

Object or Project Name: Vehicle Repeaters

Month & Year Needed: July, 2015 New or Replacement? New Cost: \$144,000

Non-local Revenue for Object:

Source: _____

Amount: _____

JUSTIFICATION Please justify your request below as succinctly, factually, and legibly as possible:

The Clarke County Sheriff's Office continues to have a lack of coverage when using portable radios. Since implementation of the new radio system several years ago portable coverage has been reduced. This means there are certain parts of the county where, when a deputy is out of his vehicle, he has no radio communications with the Emergency Communications Center. Also, portable coverage inside of a building is almost non-existent.

Most threats are encountered inside a building, and communication is paramount when tragedy occurs. For example, in an active shooter situation in one of our schools the School Resource Officer needs to communicate with other incoming officers to coordinate the response in order to keep injuries and casualties a minimum. Another example, in the summer of 2014 a patrol Sergeant was fighting with an individual in a room at the Mountain View Motel. The suspect was attempting to obtain the Sergeant's pistol. The Sergeant was trying to call for help but could not transmit out.

A solution to this issue is to use vehicle repeaters. Vehicle repeaters will allow the deputy transmit from their portable radios back to their vehicles. The vehicle then will transmit the signal through the mobile radio back to another officer and the Emergency Communications Center. Portables transmit using 5 watts of power. Mobile radios in a vehicle transmit using 50 watts of power.

Utilizing a grant from the Virginia Attorney General's Office, we were able to purchase two (2) vehicle repeaters. These repeaters were installed in two of the Sheriff's Office patrol vehicles. Extensive testing has been done with the two Deputy Sheriff's issued these repeaters. We have found a dramatic increase in portable coverage. For example, the Chief Deputy went inside the Clarke County High School and could only transmit on his portable radio without the use of a vehicle repeater 5% of the time. When utilizing the

vehicle repeater, he was able to transmit out 100% of the time.

We currently have the mobile and portable radios to use with the vehicle repeaters. The cost to outfit 12 vehicles is \$144,000.00.

CLARKE COUNTY FY 16 BUDGET

Capital Outlay Request

Use this form to request a capital outlay item including furniture, equipment, vehicles, major maintenance, or other similar infrequent large dollar purchase. Use the Technology Request form for computers, printers, etc. Complete a separate sheet for each request, and attach additional information as necessary.

Department, School, or Agency Name: Clarke County Sheriff's Office
Account Manager or Contact Person: Anthony W. Roper
Object or Project Name: Vehicles

Month & Year Needed: July 2015 New or Replacement? Replacement Cost: \$91,000

Non-local Revenue for Object:

Source: _____

Amount: _____

JUSTIFICATION Please justify your request below as succinctly, factually, and legibly as possible:

The Clarke County Sheriff's Office cannot perform its function to our citizens without the use of cruisers and investigation vehicles. It is imperative that we provide the best possible equipment to our deputies so they can strive to perform their role as law enforcement officers safely and efficiently. When a citizen calls for the service of a deputy, they expect the deputy to arrive quickly. Having vehicles in our fleet with excessively high mileage and / or age can make meeting that need difficult. Newer vehicles will aid us in providing the service our citizens expect and deserve.

FY16

- 2 - 2015 Ford Police Interceptor Utility for Field Staff. \$44,371.00 each. Total - \$88,742 (Based off of Summer 2014 prices)
- Total Requested \$91,000. All of these vehicles come fully equipped with the price including installation and labor costs. An additional \$2,300 has been included in the vehicle costs for possible inflation and / or price increases.

(In FY15, the Sheriff's Office purchase two vehicles for departmental use utilizing funds from the asset forfeiture funds)

CLARKE COUNTY FY 20 BUDGET

Capital Outlay Request

Use this form to request a capital outlay item including furniture, equipment, vehicles, major maintenance, or other similar infrequent large dollar purchase. Use the Technology Request form for computers, printers, etc. Complete a separate sheet for each request, and attach additional information as necessary.

Department, School, or Agency Name: Clarke County Sheriff's Office
Account Manager or Contact Person: Anthony W. Roper
Object or Project Name: Mobile and Portable VH Radios

Month & Year Needed: July 2020 New or Replacement? Replacement Cost: \$331,085.50

Non-local Revenue for Object:

Source: _____

Amount: _____

JUSTIFICATION Please justify your request below as succinctly, factually, and legibly as possible:

In October of 2014, when asking Motorola Solutions about a preventive maintenance plan for our mobile and portable radios, this office was informed that our current radios (mobile and portable) will no longer be manufactured as of November 2014. Motorola Solutions will service the radios for any repairs for only until November 2019.

After November 2019, if a radio breaks, a new radio will have to be purchased to replace it. Motorola provided me prices for the radio that will replace our current radios. The costs of the radios are broken down as follows:

Portable Radios

APX6000 VHF Portable Radio (Model 2.5) \$4954.00. Currently we have 21 portable radios for a total cost of \$104,034.00

Mobile Radios

APX 7500 Dual Band VHF/800 Radios - \$8732.75. Currently we have 26 mobile radios for a total cost of \$227,051.50

Prices given are at full list price. At the time of the purchase, Clarke County will have access to any number of contracts for reduction in costs. Most contracts give a 20% discount. If we receive a 20% discount, the total costs can be reduced by roughly \$66,000.

Board
FY 16

CLARKE COUNTY FY 16 BUDGET

Technology Request

Use this form to request technology improvements including hardware, software, telephone service, training, programming, and maintenance. Complete a separate sheet for each project. Attach additional information as necessary.

Department, School, or Agency Name: Clarke County Emergency Communications Center

Account Manager or Contact Person: Pamela L. Hess, Director

Technology Object or Project Name: Emergency Medical Dispatch System Replacement

Month and Year Needed: July 2015 New or Replacement? Replacement Cost: \$57,454.00

Non-local Revenue for Object (if any):

Source: Rescue Squad Assistance Fund Grant

Amount: \$45,963.20

JUSTIFICATION Please justify your request below as succinctly, factually, and legibly as possible:

During the Fire & EMS Committee meetings it was brought up that our existing Emergency Medical Dispatch Program may not be meeting the needs of the Fire & EMS personnel. While the existing program does provide the necessary components to give pre-arrival instructions to our callers it has fallen short in the quality assurance module. The program that we are seeking to purchase not only will improve the quality assurance issue it should reduce the amount of time it takes to complete a call utilizing EMD. This program will use a single point of entry for both CAD and EMD. Currently that is a 3 step process. This program will also incorporate the usage of Fire & Law Enforcement standardized questioning and pre arrival instruction. I have information available on the program if you would like to review it.

Use this form to request a capital outlay item including furniture, equipment, vehicles, major maintenance, or other similar infrequent large dollar purchase. Use the Technology Request form for computers, printers, etc. Complete a separate sheet for each request, and attach additional information as necessary.

Department, School, or Agency Name: Clarke County Parks and Recreation

Account Manager or Contact Person: Lisa Cooke

Object or Project Name: Kohn Property Master Plan

Month & Year Needed: _____ New or Replacement? _____ Cost: \$30,000 *

Non-local Revenue for Object:

Source: _____

Amount:

JUSTIFICATION

- (Could be reduced to \$20,000 if allowed to use \$10,000 in Park expansion)

Phase I of Master Plan of Kohn Property:

It is important to begin the planning phase of the Kohn property with public input through community meetings, surveys, etc... This initial Master Plan needs to be done by someone that the public sees as non-biased and impartial. It is essential to have a plan in place for this property so that when it officially becomes property of the county we have a sound direction in which to move.

In 1998, the current park master plan was done at a cost of \$20,000. The architectural plan, a more in depth Phase II portion of this plan was paid for in 2000 at a cost of \$45,763. The Kohn property would need this Phase II part as well at a later date.

While this Master Plan is being done, Daniel Sheetz and I will be putting an Advisory Board Committee together which will be looking at costs associated with the new property and how we can best fund such costs. We know at this time we do have assets at the property such as the cabin to help offset these costs, so this committee will be charged with the best way to take what assets we do have to offset the costs in the most efficient manner possible.

Use this form to request a capital outlay item including furniture, equipment, vehicles, major maintenance, or other similar infrequent large dollar purchase. Use the Technology Request form for computers, printers, etc. Complete a separate sheet for each request, and attach additional information as necessary.

Department, School, or Agency Name: Clarke County Parks and Recreation

Account Manager or Contact Person: Lisa Cooke

Object or Project Name: County Recreation Needs Assessment/Comprehensive Plan

Month & Year Needed: _____ New or Replacement? _____ Cost: \$30,000

Non-local Revenue for Object:

Source: _____

Amount:

JUSTIFICATION

As our county committee was working on the County Recreation Plan, one item that was brought up was that when the Park was doing their next Master Plan, it was important that a County Needs Assessment/Comprehensive Plan needed to be done at the same time. A very in depth plan with community input, program analysis, operational planning and a detail oriented, statistically valid survey would probably run the County between \$50,000-\$80,000. I think in our case, in talking with a consultant, we could do a plan based on more of an online type of survey, meeting with users groups etc... We could also supply most of the inventory of facilities which would cut down on costs. In doing these types of things, we could get a plan for around \$25,000-30,000.

Use this form to request a capital outlay item including furniture, equipment, vehicles, major maintenance, or other similar infrequent large dollar purchase. Use the Technology Request form for computers, printers, etc. Complete a separate sheet for each request, and attach additional information as necessary.

Department, School, or Agency Name: Maintenance
 Account Manager or Contact Person: Bobby Levi
 Object or Project Name: Re-white coat pool

Month & Year Needed: FY 16 New or Replacement? Cost: 42,500

Non-local Revenue for Object:

Source: _____

Amount: _____

JUSTIFICATION Please justify your request below as succinctly, factually, and legibly as possible:

Re-white coat the pool bottom including lanes. Surface has never been done since rubber liner was removed

Use this form to request a capital outlay item including furniture, equipment, vehicles, major maintenance, or other similar infrequent large dollar purchase. Use the Technology Request form for computers, printers, etc. Complete a separate sheet for each request, and attach additional information as necessary.

Department, School, or Agency Name: Maintenance
Account Manager or Contact Person: Bobby Levi
Object or Project Name: Replace pool filter pump

Month & Year Needed: ? _____ New or Replacement? _____ Cost: 77,400

Non-local Revenue for Object:

Source: _____

Amount: 77,400

JUSTIFICATION Please justify your request below as succinctly, factually, and legibly as possible:

Replace pool filter, and pump 54,000

8 butterfly valves 6,400

Stantrol automatic chemical feeder 17,000

Purpose is to have the funds available if there is major break down.

CLARKE COUNTY
 VENDOR PAYMENTS VOUCHER REPORT BY ACCOUNT CODE AND VENDOR ID
 Executed By: gilleya

PAGE: 1
 TIME: 15:15:06
 DATE: 02/05/2015

VOUCH#	Fis Month	Invoice ID	DESCRIPTION	CK/EFT #	CK/EFT Date	Amount
=====						
Fiscal Year: 2015						
EXPENDITURES						
DEFINITION TYPE 0						
100-000-11010-3600 ADVERTISING						
VENDOR: WINCHESTER STAR						
1	JANUARY	1651188-12/14	BOS ADVERTISING	7130	01/15/2015 \$	314.60
100-000-11010-5210 POSTAL SERVICES						
VENDOR: PURCHASE POWER						
1	JANUARY	35438654-01/15	POSTAGE	81408	01/15/2015 \$	135.36
100-000-11010-5230 TELECOMMUNICATIONS						
VENDOR: TREASURER OF VIRGINIA						
4	JANUARY	T280816	NOVEMBER 2014	7154	01/30/2015 \$	0.81
100-000-11010-5540 TRAVEL CONVENTION & EDUCATION						
VENDOR: VIRGINIA ASSOCIATION OF COUNTIES						
1	JANUARY	HOBERT01092015	BOARD OF DIRECTORS MEETING	81348	01/09/2015 \$	40.00
100-000-12110-3320 MAINTENANCE SERVICE CONTRACT						
VENDOR: TML COPIERS & DIGITAL SOLUTIONS						
2	JANUARY	172975	08/24-11/24	7202	01/30/2015 \$	115.46
100-000-12110-5230 TELECOMMUNICATIONS						
VENDOR: AT&T MOBILITY						
1	JANUARY	X01012015	GOVT ADMINISTRATOR	81355	01/15/2015 \$	47.30
VENDOR: TREASURER OF VIRGINIA						
11	JANUARY	T280816	NOVEMBER 2014	7154	01/30/2015 \$	3.84
VENDOR: VERIZON						
1	JANUARY	27268895-12/26	12/26-01/25	81440	01/15/2015 \$	9.96
Total for 100-000-12110-5230						----- \$ 61.10
100-000-12110-6008 VEHICLE AND EQUIPMENT FUEL						
VENDOR: MANSFIELD OIL COMPANY						
3	JANUARY	SQLCD/00097184	12/01-12/15	7099	01/15/2015 \$	29.72
3	JANUARY	SQLCD/00098629	FUEL PURCHASES 12/16-12/31	7099	01/15/2015 \$	20.50
Total for 100-000-12110-6008						----- \$ 50.22
100-000-12210-3100 PROFESSIONAL SERVICES						
VENDOR: HALL, MCNAHAN, ENGLE, MAHAN & MITCHELL						
2	JANUARY	HALL01062015A	LEGAL SERVICES DECEMBER 20	7086	01/15/2015 \$	455.00
1	JANUARY	HALL01132015	COMCAST CABLE FRACHISE	7163	01/30/2015 \$	667.00
Total for 100-000-12210-3100						----- \$ 1,122.00
100-000-12310-3500 PRINTING AND BINDING						
VENDOR: BMS DIRECT						
2	JANUARY	91426	REAL ESTATE LAND BOOKS	7071	01/15/2015 \$	345.20
100-000-12310-5210 POSTAL SERVICES						
VENDOR: PURCHASE POWER						
2	JANUARY	35438654-01/15	POSTAGE	81408	01/15/2015 \$	45.11
100-000-12310-5230 TELECOMMUNICATIONS						

CLARKE COUNTY
 VENDOR PAYMENTS VOUCHER REPORT BY ACCOUNT CODE AND VENDOR ID
 Executed By: gilleya

PAGE: 2
 TIME: 15:15:06
 DATE: 02/05/2015

VOUCH#	Fis Month	Invoice ID	DESCRIPTION	CK/EFT #	CK/EFT Date	Amount
=====						
VENDOR:	TREASURER OF VIRGINIA					
9	JANUARY	T280816	NOVEMBER 2014	7154	01/30/2015 \$	2.08
VENDOR:	VERIZON					
2	JANUARY	27268895-12/26	12/26-01/25	81440	01/15/2015 \$	6.64
Total for 100-000-12310-5230						\$ 8.72
100-000-12310-5540 TRAVEL CONVENTION & EDUCATION						
VENDOR:	COMMISSIONERS OF REVENUE ASSOC OF VA					
3	JANUARY	CORLEGGDAY964	COR LEGISLATIVE DAY	81371	01/15/2015 \$	70.00
VENDOR:	V.A.L.E.C.O.					
3	JANUARY	PEAKE REGISTRAT	VALECO MBETING	81436	01/15/2015 \$	25.00
Total for 100-000-12310-5540						\$ 95.00
100-000-12310-5810 DUES,SUBSCRIPTIONS & MEMBERSHIPS						
VENDOR:	COMMISSIONERS OF REVENUE ASSOC OF VA					
1	JANUARY	CORLEGGDAY964	COR LEGISLATIVE DAY	81371	01/15/2015 \$	70.00
2	JANUARY	CORLEGGDAY964	COR LEGISLATIVE DAY	81371	01/15/2015 \$	70.00
VENDOR:	V.A.L.E.C.O.					
1	JANUARY	FY2015DUES	DUES FY2015	81527	01/30/2015 \$	60.00
1	JANUARY	PEAKE REGISTRAT	VALECO MEETING	81436	01/15/2015 \$	25.00
2	JANUARY	PEAKE REGISTRAT	VALECO MEETING	81436	01/15/2015 \$	25.00
Total for 100-000-12310-5810						\$ 60.00
100-000-12310-6012 SUPPLIES - BOOKS AND SUBSCRIPTIONS						
VENDOR:	NADA USED CAR GUIDE					
1	JANUARY	000478841	USED CAR	81400	01/15/2015 \$	70.00
1	JANUARY	000481504	COMMERCIAL TRUCK	81400	01/15/2015 \$	23.50
1	JANUARY	1215655	MOTORCYCLE APPRAISAL	81401	01/15/2015 \$	20.00
1	JANUARY	1215680	OLDER CAR APPRAISAL	81401	01/15/2015 \$	80.00
1	JANUARY	1502344	RV APPRAISAL	81401	01/15/2015 \$	35.00
Total for 100-000-12310-6012						\$ 228.50
100-000-12410-3100 PROFESSIONAL SERVICES						
VENDOR:	CINTAS CORP.					
1	JANUARY	8401838553	SERVICE	81364	01/15/2015 \$	23.59
1	JANUARY	8401929264	SERVICE	81469	01/30/2015 \$	23.59
Total for 100-000-12410-3100						\$ 47.18
100-000-12410-3500 PRINTING AND BINDING						
VENDOR:	BMS DIRECT					
1	JANUARY	91426	REAL ESTATE LAND BOOKS	7071	01/15/2015 \$	345.19
100-000-12410-5210 POSTAL SERVICES						
VENDOR:	PURCHASE POWER					
3	JANUARY	35438654-01/15	POSTAGE	81408	01/15/2015 \$	374.56
100-000-12410-5230 TELECOMMUNICATIONS						
VENDOR:	TREASURER OF VIRGINIA					
25	JANUARY	T280816	NOVEMBER 2014	7154	01/30/2015 \$	3.30
VENDOR:	VERIZON					
3	JANUARY	27268895-12/26	12/26-01/25	81440	01/15/2015 \$	3.32
Total for 100-000-12410-5230						\$ 6.62

CLARKE COUNTY
 VENDOR PAYMENTS VOUCHER REPORT BY ACCOUNT CODE AND VENDOR ID
 Executed By: gilleya

PAGE: 3
 TIME: 15:15:07
 DATE: 02/05/2015

VOUCH#	Fis Month	Invoice ID	DESCRIPTION	CK/EFT #	CK/EFT Date	Amount
=====						
100-000-12410-6001			OFFICE SUPPLIES			
VENDOR: COMMERCIAL PRESS						
1	JANUARY	113902	ENVELOPES	7147	01/30/2015 \$	233.63
100-000-12510-3100			PROFESSIONAL SERVICES			
VENDOR: MATSCH SYSTEMS						
1	JANUARY	2208	FEBRUARY 2015	7177	01/30/2015 \$	200.00
VENDOR: PRIMEEDGE TECHNOLOGY						
1	JANUARY	54410	CLEANED AND ALIGNED PRINT	81406	01/15/2015 \$	110.00
Total for 100-000-12510-3100						\$ 310.00
100-000-12510-3320			MAINTENANCE SERVICE CONTRACT			
VENDOR: AVAYA, INC.						
1	JANUARY	2733341070	12/20-01/19/15	7134	01/30/2015 \$	1,249.22
2	JANUARY	2733341070		7134	01/30/2015 \$	7,065.00
3	JANUARY	2733341070		7134	01/30/2015 \$	7,065.00-
VENDOR: JUST IN TIME DESIGN						
1	JANUARY	3290	WEBSITE MAINTENANCE	81390	01/15/2015 \$	540.00
Total for 100-000-12510-3320						\$ 1,789.22
100-000-12510-5230			TELECOMMUNICATIONS			
VENDOR: AT&T MOBILITY						
8	JANUARY	X01012015	GOVERNMENT I.T.	81355	01/15/2015 \$	114.60
VENDOR: COMCAST						
1	JANUARY	08447	INTERNET	81370	01/15/2015 \$	850.00
1	JANUARY	33558794	INTERNET SERVICES	81475	01/30/2015 \$	850.00
VENDOR: TREASURER OF VIRGINIA						
16	JANUARY	T280816	NOVEMBER 2014	7154	01/30/2015 \$	848.32
VENDOR: VERIZON						
4	JANUARY	27268895-12/26	12/26-01/25	81440	01/15/2015 \$	182.26
1	JANUARY	9950007176-1214	HIGH SPEED	81441	01/15/2015 \$	224.99
Total for 100-000-12510-5230						\$ 3,070.17
100-000-12510-6001			OFFICE SUPPLIES			
VENDOR: BATTERY MART						
3	JANUARY	2063343	BATTERY	81358	01/15/2015 \$	59.80
VENDOR: CLARKE COUNTY TREASURER						
1	JANUARY	PETTYCASH0115	REEDS PHARMACY	81472	01/30/2015 \$	4.00
VENDOR: DTS REPROGRAPHICS						
1	JANUARY	254201	PLOTTER BOND	81480	01/30/2015 \$	197.50
Total for 100-000-12510-6001						\$ 261.30
100-000-12510-8207			BDP EQUIPMENT ADDITIONS			
VENDOR: BATTERY MART						
1	JANUARY	2063343	BATTERY	81358	01/15/2015 \$	59.80
2	JANUARY	2063343	BATTERY	81358	01/15/2015 \$	59.80-
Total for 100-000-12510-8207						\$ 0.00
100-000-13100-5210			POSTAL SERVICES			
VENDOR: PURCHASE POWER						
5	JANUARY	35438654-01/15	POSTAGE	81408	01/15/2015 \$	117.64

CLARKE COUNTY
 VENDOR PAYMENTS VOUCHER REPORT BY ACCOUNT CODE AND VENDOR ID
 Executed By: gilleya

PAGE: 4
 TIME: 15:15:07
 DATE: 02/05/2015

VOUCH#	Fis Month	Invoice ID	DESCRIPTION	CK/EFT #	CK/EFT Date	Amount
=====						
100-000-13200-3320			MAINTENANCE & SERVICE CONTRACT			
VENDOR: TML COPIERS & DIGITAL SOLUTIONS						
4	JANUARY	172975	08/24-11/24	7202	01/30/2015 \$	13.43
100-000-13200-5230			TELECOMMUNICATIONS			
VENDOR: AT&T MOBILITY						
10	JANUARY	X01012015	REGISTRAR	81355	01/15/2015 \$	57.30
VENDOR: TREASURER OF VIRGINIA						
22	JANUARY	T280816	NOVEMBER 2014	7154	01/30/2015 \$	0.61
VENDOR: VERIZON						
5	JANUARY	27268895-12/26	12/26-01/25	81440	01/15/2015 \$	3.32
			Total for 100-000-13200-5230		\$	61.23
100-000-13200-5540			TRAVEL CONVENTION & EDUCATION			
VENDOR: BB&T FINANCIAL, FSB						
1	JANUARY	1636-01/09/2015	OMNI HOTELS CHARLOTTESVILL	81460	01/30/2015 \$	256.00
VENDOR: BOSSERMAN, BARBARA						
1	JANUARY	BOSSERM01202015	LEGISLATIVE DAY JAN 19-20	7138	01/30/2015 \$	23.89
			Total for 100-000-13200-5540		\$	279.89
100-000-13200-5810			DUES, SUBSCRIPTIONS & MEMBERSHIPS			
VENDOR: VRAV						
1	JANUARY	2015VRAVDUES	B. BOSSERMAN DUES 2015	81533	01/30/2015 \$	140.00
100-000-13200-6001			OFFICE SUPPLIES			
VENDOR: COMMERCIAL PRESS						
1	JANUARY	113903	WHITE BOOKLET	7147	01/30/2015 \$	49.95
100-000-21100-5841			COMPENSATION OF JURORS			
VENDOR: BAKER, JOANNE						
1	JANUARY	JURYDUTY012015	JURY DUTY JAN 12 2015	81356	01/15/2015 \$	30.00
VENDOR: GREENHALGH, ROBIN						
1	JANUARY	JURYDUTY012015	JURY DUTY JAN 12 2015	81385	01/15/2015 \$	30.00
VENDOR: HARDESTY, CHARLES T. IV						
1	JANUARY	JURYDUTY012015	JURY DUTY JAN 12 2015	81387	01/15/2015 \$	30.00
VENDOR: LISA K. HUMMER						
1	JANUARY	JURYDUTY012015	JURY DUTY JAN 12 2015	81389	01/15/2015 \$	30.00
VENDOR: DENNIS M. KAVE						
1	JANUARY	JURYDUTY012015	JURY DUTY JAN 12 2015	81391	01/15/2015 \$	30.00
VENDOR: SHELVY M. LARGENT						
1	JANUARY	JURYDUTY012015	JURY DUTY JAN 12 2015	81393	01/15/2015 \$	30.00
			Total for 100-000-21100-5841		\$	180.00
100-000-21200-3000			PURCHASED SERVICES			
VENDOR: SECURE SHRED, LLC.						
3	JANUARY	5784	ONSITE SHREDDING	81415	01/15/2015 \$	59.00
100-000-21200-3150			LEGAL			
VENDOR: CLARKE CO GENERAL DISTRICT COURT						
1	JANUARY	006285752	PUBLIC DEFENDER FEES	81365	01/15/2015 \$	30.00
1	JANUARY	006285753	PUBLIC DEFENDER FEES	81365	01/15/2015 \$	120.00

CLARKE COUNTY
 VENDOR PAYMENTS VOUCHER REPORT BY ACCOUNT CODE AND VENDOR ID
 Executed By: gilleya

PAGE: 5
 TIME: 15:15:07
 DATE: 02/05/2015

VOUCH#	Fis Month	Invoice ID	DESCRIPTION	CK/BFT #	CK/BFT Date	Amount
Total for 100-000-21200-3150						\$ 150.00
100-000-21200-5230	TELECOMMUNICATIONS					
VENDOR: TREASURER OF VIRGINIA						
15	JANUARY	T280816	NOVEMBER 2014	7154	01/30/2015	\$ 113.85
VENDOR: VERIZON						
6	JANUARY	27268895-12/26	12/26-01/25	81440	01/15/2015	\$ 43.36
1	JANUARY	925726015-12/14	FINAL BILL	81440	01/15/2015	\$ 87.62
Total for 100-000-21200-5230						\$ 244.83
100-000-21200-6001	OFFICE SUPPLIES					
VENDOR: BB&T FINANCIAL, FSB						
5	JANUARY	1636-01/09/2015	THE STAMP MAKER	81460	01/30/2015	\$ 133.70
100-000-21200-6012	SUPPLIES - BOOKS AND SUBSCRIPTIONS					
VENDOR: SECURE SHRED, LLC.						
1	JANUARY	5784	ONSITE SHREDDING	81415	01/15/2015	\$ 59.00
2	JANUARY	5784	ONSITE SHREDDING	81415	01/15/2015	\$ 59.00
Total for 100-000-21200-6012						\$ 0.00
100-000-21500-3100	PROFESSIONAL SERVICES					
VENDOR: CLARKE COUNTY J & DR COURT						
1	JANUARY	3551-06-00	PUBLIC DEFENDER FEES	81367	01/15/2015	\$ 120.00
100-000-21500-3320	MAINTENANCE SERVICE CONTRACT					
VENDOR: RICOH USA INC						
1	JANUARY	5033838267	09/19-12/18	81411	01/15/2015	\$ 209.68
100-000-21500-5210	POSTAL SERVICES					
VENDOR: PITNEY BOWES GLOBAL FINANCIAL SERVICES						
1	JANUARY	8317266-DC14	LEASING CHARGES	81404	01/15/2015	\$ 93.00
100-000-21500-5230	TELECOMMUNICATIONS					
VENDOR: TREASURER OF VIRGINIA						
17	JANUARY	T280816	NOVEMBER 2014	7154	01/30/2015	\$ 5.26
VENDOR: VERIZON						
7	JANUARY	27268895-12/26	12/26-01/25	81440	01/15/2015	\$ 44.53
Total for 100-000-21500-5230						\$ 49.79
100-000-21600-3320	MAINTENANCE SERVICE CONTRACT					
VENDOR: CANON SOLUTIONS AMERICA, INC.						
1	JANUARY	4014850883	MAINTENANCE OF COPIER	81500	01/30/2015	\$ 294.03
100-000-21600-3500	PRINTING AND BINDING					
VENDOR: BMS DIRECT						
3	JANUARY	91426	REAL ESTATE LAND BOOKS	7071	01/15/2015	\$ 525.00
100-000-21600-3510	MICROFILMING					
VENDOR: LOGAN SYSTEMS, INC						
1	JANUARY	46192	COMPUTER INDEXING	7097	01/15/2015	\$ 359.37
1	JANUARY	46288	COMPUTER INDEXING	7175	01/30/2015	\$ 482.29
Total for 100-000-21600-3510						\$ 841.66
100-000-21600-5210	POSTAL SERVICES					

CLARKE COUNTY
 VENDOR PAYMENTS VOUCHER REPORT BY ACCOUNT CODE AND VENDOR ID
 Executed By: gilleya

PAGE: 6
 TIME: 15:15:07
 DATE: 02/05/2015

VOUCH#	Fis Month	Invoice ID	DESCRIPTION	CK/EFT #	CK/EFT Date	Amount
VENDOR: POSTMASTER						
1	JANUARY	01142015	4 ROLLS STAMPS	81501	01/30/2015	\$ 196.00
VENDOR: PURCHASE POWER						
6	JANUARY	35438654-01/15	POSTAGE	81408	01/15/2015	\$ 644.72
Total for 100-000-21600-5210						\$ 840.72
100-000-21600-5230 TELECOMMUNICATIONS						
VENDOR: TREASURER OF VIRGINIA						
8	JANUARY	T280816	NOVEMBER 2014	7154	01/30/2015	\$ 6.28
VENDOR: VERIZON						
8	JANUARY	27268895-12/26	12/26-01/25	81440	01/15/2015	\$ 72.46
Total for 100-000-21600-5230						\$ 78.74
100-000-21600-6001 OFFICE SUPPLIES						
VENDOR: C.W. WARTHEN COMPANY						
1	JANUARY	51798	CIVIL CASEBINDERS	81465	01/30/2015	\$ 319.71
VENDOR: MATTHEW BENDER & CO., INC.						
1	JANUARY	48007676	RETURN	7096	01/15/2015	\$ 48.99-
1	JANUARY	6561237X	VA LAW OF EVIDENCE	7096	01/15/2015	\$ 142.43
Total for 100-000-21600-6001						\$ 413.15
100-000-21900-5230 TELECOMMUNICATIONS						
VENDOR: TREASURER OF VIRGINIA						
26	JANUARY	T280816	NOVEMBER 2014	7154	01/30/2015	\$ 7.40
VENDOR: VERIZON						
9	JANUARY	27268895-12/26	12/26-01/25	81440	01/15/2015	\$ 3.32
Total for 100-000-21900-5230						\$ 10.72
100-000-22100-3320 MAINTENANCE SERVICE CONTRACT						
VENDOR: RICOH USA INC						
1	JANUARY	5033797432	BASE 12/21-03/20 BW09/21	81411	01/15/2015	\$ 95.85
100-000-22100-5230 TELECOMMUNICATIONS						
VENDOR: AT&T MOBILITY						
13	JANUARY	X01012015	COMMONWEALTH'S ATTORNEY	81355	01/15/2015	\$ 189.20
VENDOR: TREASURER OF VIRGINIA						
10	JANUARY	T280816	NOVEMBER 2014	7154	01/30/2015	\$ 9.06
VENDOR: VERIZON						
10	JANUARY	27268895-12/26	12/26-01/25	81440	01/15/2015	\$ 9.96
Total for 100-000-22100-5230						\$ 208.22
100-000-22100-6001 OFFICE SUPPLIES						
VENDOR: COMMERCIAL PRESS						
1	JANUARY	113650	ENVELOPE	7078	01/15/2015	\$ 54.95
1	JANUARY	113701	UPS	7078	01/15/2015	\$ 9.05
Total for 100-000-22100-6001						\$ 64.00
100-000-31200-3100 PROFESSIONAL SERVICES						
VENDOR: BB&T FINANCIAL, FSB						
6	JANUARY	1877-01/09/2015	A SIGN PLACE	81460	01/30/2015	\$ 315.25
VENDOR: TREASURER OF VIRGINIA						

CLARKE COUNTY
 VENDOR PAYMENTS VOUCHER REPORT BY ACCOUNT CODE AND VENDOR ID
 Executed By: gilleya

PAGE: 7
 TIME: 15:15:07
 DATE: 02/05/2015

VOUCH#	Fis Month	Invoice ID	DESCRIPTION	CK/EFT #	CK/EFT Date	Amount
1	JANUARY	255351	CALIBRATION	81432	01/15/2015 \$	61.30
Total for 100-000-31200-3100						\$ 376.55
100-000-31200-3310 REPAIR & MAINTENANCE						
VENDOR: BERRYVILLE AUTO PARTS INC						
2	JANUARY	5370-90588	LABOR	7067	01/15/2015 \$	30.00
2	JANUARY	5370-91072	LABOR	7067	01/15/2015 \$	45.00
2	JANUARY	5370-91203	LABOR	7135	01/30/2015 \$	20.00
1	JANUARY	5370-91412	LABOR	7135	01/30/2015 \$	15.00
2	JANUARY	5370-91415	LABOR	7135	01/30/2015 \$	15.00
2	JANUARY	5370-91453	LABOR	7135	01/30/2015 \$	90.00
2	JANUARY	5370-91508	LABOR	7135	01/30/2015 \$	30.00
VENDOR: BROY'S CAR WASH						
1	JANUARY	12302014	CAR WASHES	7073	01/15/2015 \$	83.00
VENDOR: SHENANDOAH FORD, INC.						
1	JANUARY	236408	SERVICE TRANSMISSION IS NO	81509	01/30/2015 \$	221.05
VENDOR: SHERIFF, PETTY CASH						
1	JANUARY	01082015	CAR WASH	81419	01/15/2015 \$	16.00
VENDOR: TELTRONIC						
1	JANUARY	553427	REPAIR	7121	01/15/2015 \$	530.00
1	JANUARY	553482	REPAIR	7121	01/15/2015 \$	198.57
Total for 100-000-31200-3310						\$ 1,293.62
100-000-31200-5210 POSTAL SERVICES						
VENDOR: BB&T FINANCIAL, FSB						
1	JANUARY	6558-01/09/2015	USPS	81460	01/30/2015 \$	9.76
2	JANUARY	6558-01/09/2015	USPS	81460	01/30/2015 \$	23.90
3	JANUARY	6558-01/09/2015	USPS	81460	01/30/2015 \$	9.94
VENDOR: SHERIFF, PETTY CASH						
4	JANUARY	01082015	USPS	81419	01/15/2015 \$	10.12
Total for 100-000-31200-5210						\$ 53.72
100-000-31200-5230 TELECOMMUNICATIONS						
VENDOR: AT&T MOBILITY						
6	JANUARY	X01012015	SHERIFF'S OFFICE	81355	01/15/2015 \$	1,005.99
VENDOR: TREASURER OF VIRGINIA						
23	JANUARY	T280816	NOVEMBER 2014	7154	01/30/2015 \$	15.53
VENDOR: VERIZON						
11	JANUARY	27268895-12/26	12/26-01/25	81440	01/15/2015 \$	122.11
Total for 100-000-31200-5230						\$ 1,143.63
100-000-31200-5530 TRAVEL SUBSISTANCE & LODGING						
VENDOR: BB&T FINANCIAL, FSB						
4	JANUARY	6558-01/09/2015	HARDEES	81460	01/30/2015 \$	13.73
1	JANUARY	6608-01/09/2015	APPLEBEES	81460	01/30/2015 \$	28.00
2	JANUARY	6608-01/09/2015	HOLIDAY INN EXPRESS	81460	01/30/2015 \$	100.84
VENDOR: MORRISON, NORMAN DEV						
1	JANUARY	MORRISO01202015	REIMBURSEMENT	81495	01/30/2015 \$	185.30
VENDOR: SHERIFF, PETTY CASH						
6	JANUARY	01082015	GOLDEN CORRAL	81419	01/15/2015 \$	9.50
7	JANUARY	01082015	ISLE OF CAPRI	81419	01/15/2015 \$	16.00
8	JANUARY	01082015	BEST WESTERN FREDERICKSBUR	81419	01/15/2015 \$	80.13
9	JANUARY	01082015	FIREHOUSE SUBS	81419	01/15/2015 \$	7.74
10	JANUARY	01082015	WAWA	81419	01/15/2015 \$	7.90

CLARKE COUNTY
 VENDOR PAYMENTS VOUCHER REPORT BY ACCOUNT CODE AND VENDOR ID
 Executed By: gilleya

PAGE: 8
 TIME: 15:15:07
 DATE: 02/05/2015

VOUCH#	Fis Month	Invoice ID	DESCRIPTION	CK/EFT #	CK/EFT Date	Amount
11	JANUARY	01082015	LONE STAR	81419	01/15/2015 \$	10.78
15	JANUARY	01082015	SHONEYS	81419	01/15/2015 \$	11.11
Total for 100-000-31200-5530						\$ 471.03
100-000-31200-5800 MISCELLANEOUS CHARGES						
VENDOR: BB&T FINANCIAL, FSB						
5	JANUARY	6558-01/09/2015	PAPER SUBSCRIPTION	81460	01/30/2015 \$	21.00
100-000-31200-5810 DUES,SUBSCRIPTIONS & MEMBERSHIPS						
VENDOR: FBINAA-VIRGINIA CHAPTER						
1	JANUARY	ROPER2015	DUES	81380	01/15/2015 \$	90.00
VENDOR: VALEAC						
1	JANUARY	DUES01202015	2015 VALEAC DUES	81526	01/30/2015 \$	100.00
Total for 100-000-31200-5810						\$ 190.00
100-000-31200-6001 OFFICE SUPPLIES						
VENDOR: BB&T FINANCIAL, FSB						
1	JANUARY	6640-01/09/2015	BELL	81460	01/30/2015 \$	105.29
VENDOR: COMMERCIAL PRESS						
1	JANUARY	113707	BUSINESS CARDS/LETTERHEADS	7078	01/15/2015 \$	192.80
1	JANUARY	113901	LETTERHEADS	7147	01/30/2015 \$	2.00
VENDOR: DEHAVEN BERKELEY SPRINGS WATER CORP.						
1	JANUARY	602328	WATER DECEMBER	81375	01/15/2015 \$	9.00
VENDOR: SHERIFF, PETTY CASH						
3	JANUARY	01082015	STAPLES	81419	01/15/2015 \$	21.34
Total for 100-000-31200-6001						\$ 330.43
100-000-31200-6007 REPAIR AND MAINTENANCE SUPPLIES						
VENDOR: BB&T FINANCIAL, FSB						
5	JANUARY	1877-01/09/2015	WALMART	81460	01/30/2015 \$	15.07
VENDOR: BERRYVILLE AUTO PARTS INC						
1	JANUARY	5370-90588	COMPUTER DIAGNOSTICS	7067	01/15/2015 \$	25.00
1	JANUARY	5370-91072	OIL/FILTER/WASHER	7067	01/15/2015 \$	23.42
1	JANUARY	5370-91203	BATTERY	7135	01/30/2015 \$	109.37
1	JANUARY	5370-91415	SUPPLIES	7135	01/30/2015 \$	3.12
1	JANUARY	5370-91453	LAMP/WHEEL/VALVE	7135	01/30/2015 \$	327.87
1	JANUARY	5370-91508	SUPPLIES	7135	01/30/2015 \$	10.24
VENDOR: SHBEHY FORD						
1	JANUARY	417269	SPOTLIGHT	81416	01/15/2015 \$	163.38
VENDOR: TIRE WORLD						
1	JANUARY	3049367	TIRES	81518	01/30/2015 \$	467.05
Total for 100-000-31200-6007						\$ 1,144.52
100-000-31200-6008 VEHICLE AND EQUIPMENT FUEL						
VENDOR: MANSFIELD OIL COMPANY						
1	JANUARY	SQLCD/00097222	12/01-12/15	7099	01/15/2015 \$	2,249.17
1	JANUARY	SQLCD/00098665	12/16-12/31	7099	01/15/2015 \$	1,687.05
Total for 100-000-31200-6008						\$ 3,936.22
100-000-31200-6010 POLICE SUPPLIES						
VENDOR: BB&T FINANCIAL, FSB						
2	JANUARY	1877-01/09/2015	WAYFAIR	81460	01/30/2015 \$	345.07

CLARKE COUNTY
 VENDOR PAYMENTS VOUCHER REPORT BY ACCOUNT CODE AND VENDOR ID
 Executed By: gilleya

PAGE: 9
 TIME: 15:15:07
 DATE: 02/05/2015

VOUCH#	Fis Month	Invoice ID	DESCRIPTION	CK/EFT #	CK/EFT Date	Amount
VENDOR: BERRYVILLE AUTO PARTS INC						
1	JANUARY	10069608	CABLE/BATTERY	7135	01/30/2015 \$	34.98
1	JANUARY	10069650	BATTERY/RECORDER	7135	01/30/2015 \$	65.98
VENDOR: CHIEF SUPPLY CORP						
1	JANUARY	192678	TRAUMA PACK	81363	01/15/2015 \$	47.79
1	JANUARY	200573	FRICITION LO	81468	01/30/2015 \$	81.30
VENDOR: PRINTECH, INC.						
1	JANUARY	29743	VA UNIFORM TRAFFIC SUMMONS	81503	01/30/2015 \$	755.24
VENDOR: TASER INTERNATIONAL						
1	JANUARY	SI1383857	POLICE SUPPLIES	81423	01/15/2015 \$	3,648.47
VENDOR: TELTRONIC						
1	JANUARY	553711	ANTENNA	7198	01/30/2015 \$	49.50
Total for 100-000-31200-6010						\$ 5,028.33
100-000-31200-6011 UNIFORM AND WEARING APPAREL						
VENDOR: BEST UNIFORMS, INC.						
1	JANUARY	348400-01	JACKET	7069	01/15/2015 \$	147.05
1	JANUARY	348406	TIE	7069	01/15/2015 \$	6.00
VENDOR: CHIEF SUPPLY CORP						
1	JANUARY	199532	OAK LEAF COLLA	81468	01/30/2015 \$	23.27
VENDOR: SHERIFF, PETTY CASH						
2	JANUARY	01082015	FESTIVAL CLEANERS	81419	01/15/2015 \$	15.00
Total for 100-000-31200-6011						\$ 191.32
100-000-31200-6017 SUPPLIES - AMMUNITION						
VENDOR: ATLANTIC TACTICAL						
1	JANUARY	SI-80502439	SUPPLIES	7133	01/30/2015 \$	2,209.86
100-000-31200-6024 INSURED REPAIRS						
VENDOR: BODY WORKS OF BERRYVILLE, INC.						
1	JANUARY	8819	INSURED REPAIRS	7137	01/30/2015 \$	1,104.20
100-000-31220-5699 CIVIC CONTRIBUTIONS						
VENDOR: NORTHWEST VA REG DRUG TASK FORCE						
1	JANUARY	4TH QTR 2014	4TH QTR 2014 EXPENSES	81402	01/15/2015 \$	2,784.02
100-000-32100-5230 TELECOMMUNICATIONS						
VENDOR: TREASURER OF VIRGINIA						
12	JANUARY	T280816	NOVEMBER 2014	7154	01/30/2015 \$	5.49
VENDOR: VERIZON						
12	JANUARY	27268895-12/26	12/26-01/25	81440	01/15/2015 \$	41.53
Total for 100-000-32100-5230						\$ 47.02
100-000-32100-6008 VEHICLE AND EQUIPMENT FUEL						
VENDOR: MANSFIELD OIL COMPANY						
5	JANUARY	SQLCD/00097184	12/01-12/15	7099	01/15/2015 \$	28.19
5	JANUARY	SQLCD/00098629	FUEL PURCHASES 12/16-12/31	7099	01/15/2015 \$	17.39
Total for 100-000-32100-6008						\$ 45.58
100-000-32100-6011 UNIFORM AND WEARING APPAREL						
VENDOR: WITMER PUBLIC SAFETY GROUP, INC.						
1	JANUARY	1587928	PARKAS	81445	01/15/2015 \$	699.00

CLARKE COUNTY
 VENDOR PAYMENTS VOUCHER REPORT BY ACCOUNT CODE AND VENDOR ID
 Executed By: gilleya

PAGE: 10
 TIME: 15:15:07
 DATE: 02/05/2015

VOUCH#	Fis Month	Invoice ID	DESCRIPTION	CK/EFT #	CK/EFT Date	Amount
100-000-32201-5699 CIVIC CONTRIBUTIONS						
VENDOR: BLUE RIDGE VOLUNTEER FIRE & RESCUE CO						
1	JANUARY	01012015	3RD QTR ALLOCATION	7070	01/15/2015 \$	12,500.00
100-000-33200-7000 JOINT OPERATIONS						
VENDOR: CITY OF WINCHESTER						
1	JANUARY	10213	JDC OPERATIONS FY15 2ND QU	81470	01/30/2015 \$	9,769.25
100-000-33300-5230 TELECOMMUNICATIONS						
VENDOR: TREASURER OF VIRGINIA						
21	JANUARY	T280816	NOVEMBER 2014	7154	01/30/2015 \$	4.91
VENDOR: VERIZON						
13	JANUARY	27268895-12/26	12/26-01/25	81440	01/15/2015 \$	3.32
Total for 100-000-33300-5230						\$ 8.23
100-000-34100-5210 POSTAL SERVICES						
VENDOR: PURCHASE POWER						
7	JANUARY	35438654-01/15	POSTAGE	81408	01/15/2015 \$	1.19
100-000-34100-5230 TELECOMMUNICATIONS						
VENDOR: AT&T MOBILITY						
4	JANUARY	X01012015	BUILDING DEPARTMENT	81355	01/15/2015 \$	59.90
VENDOR: TREASURER OF VIRGINIA						
5	JANUARY	T280816	NOVEMBER 2014	7154	01/30/2015 \$	9.93
VENDOR: VERIZON						
14	JANUARY	27268895-12/26	12/26-01/25	81440	01/15/2015 \$	6.64
Total for 100-000-34100-5230						\$ 76.47
100-000-34100-6008 VEHICLE AND EQUIPMENT FUEL						
VENDOR: MANSFIELD OIL COMPANY						
2	JANUARY	SQLCD/00097184	12/01-12/15	7099	01/15/2015 \$	71.12
2	JANUARY	SQLCD/00098629	FUEL PURCHASES 12/16-12/31	7099	01/15/2015 \$	36.04
Total for 100-000-34100-6008						\$ 107.16
100-000-35100-3100 PROFESSIONAL SERVICES						
VENDOR: ROSEVILLE VET HOSP/PLAZA PET CLINIC						
1	JANUARY	120206	PROFESSIONAL SERVICES	81413	01/15/2015 \$	32.50
1	JANUARY	120415	PROFESSIONAL SERVICES	81413	01/15/2015 \$	16.25
1	JANUARY	120443	PROFESSIONAL SERVICES	81413	01/15/2015 \$	36.60
1	JANUARY	120572	PROFESSIONAL SERVICES	81413	01/15/2015 \$	16.25
1	JANUARY	120575	PROFESSIONAL SERVICES	81413	01/15/2015 \$	16.25
1	JANUARY	120751	PROFESSIONAL SERVICES	81413	01/15/2015 \$	16.25
1	JANUARY	120823	PROFESSIONAL SERVICES	81413	01/15/2015 \$	81.25
1	JANUARY	121094	PROFESSIONAL SERVICES	81413	01/15/2015 \$	32.50
1	JANUARY	121261	PROFESSIONAL SERVICES	81413	01/15/2015 \$	16.25
1	JANUARY	121270	PROFESSIONAL SERVICES	81413	01/15/2015 \$	187.20
1	JANUARY	121431	PROFESSIONAL SERVICES	81413	01/15/2015 \$	16.25
1	JANUARY	121976	PROFESSIONAL SERVICES	81413	01/15/2015 \$	16.25
1	JANUARY	122075	PROFESSIONAL SERVICES	81413	01/15/2015 \$	16.25
1	JANUARY	122093	PROFESSIONAL SERVICES	81413	01/15/2015 \$	32.50
Total for 100-000-35100-3100						\$ 532.55
100-000-35100-3320 MAINTENANCE SERVICE CONTRACT						
VENDOR: RICOH USA INC						
1	JANUARY	5033891921	09/30-12/30	81411	01/15/2015 \$	19.25

CLARKE COUNTY
 VENDOR PAYMENTS VOUCHER REPORT BY ACCOUNT CODE AND VENDOR ID
 Executed By: gilleya

PAGE: 11
 TIME: 15:15:07
 DATE: 02/05/2015

VOUCH#	Fis Month	Invoice ID	DESCRIPTION	CK/EFT #	CK/EFT Date	Amount
100-000-35100-3500 PRINTING AND BINDING						
VENDOR: COMMERCIAL PRESS						
1	JANUARY	113838	CALL LCG/ADOPTION CONTRACT	7147	01/30/2015 \$	174.43
100-000-35100-5230 TELECOMMUNICATIONS						
VENDOR: AT&T MOBILITY						
2	JANUARY	X01012015	ANIMAL CONTROL	81355	01/15/2015 \$	12.60
VENDOR: TREASURER OF VIRGINIA						
2	JANUARY	T280816	NOVEMBER 2014	7154	01/30/2015 \$	6.25
VENDOR: VERIZON						
15	JANUARY	27268895-12/26	12/26-01/25	81440	01/15/2015 \$	33.47
Total for 100-000-35100-5230						\$ 52.32
100-000-35100-6008 VEHICLE AND EQUIPMENT FUEL						
VENDOR: MANSFIELD OIL COMPANY						
1	JANUARY	SQLCD/00097184	12/01-12/15	7099	01/15/2015 \$	81.76
1	JANUARY	SQLCD/00098629	FUEL PURCHASES 12/16-12/31	7099	01/15/2015 \$	26.97
Total for 100-000-35100-6008						\$ 108.73
100-000-35100-6014 OTHER OPERATING SUPPLIES						
VENDOR: BERRYVILLE FARM SUPPLY						
1	JANUARY	1085073	SUPPLY	81461	01/30/2015 \$	5.00
VENDOR: LOWE'S						
1	JANUARY	988464	TRIMMER/SHOVEL/PRUNER	81395	01/15/2015 \$	18.98
2	JANUARY	988464	TRIMMER/SHOVEL/PRUNER	81395	01/15/2015 \$	56.03
3	JANUARY	988464	TRIMMER/SHOVEL/PRUNER	81395	01/15/2015 \$	260.60
4	JANUARY	988464	TRIMMER/SHOVEL/PRUNER	81395	01/15/2015 \$	94.05
VENDOR: SPECIALTIES, INC.						
1	JANUARY	116425	SUPPLIES	81514	01/30/2015 \$	99.00
VENDOR: SPICHERS APPLIANCE						
1	JANUARY	WINCT77443	CHEST FREEZER	81421	01/15/2015 \$	759.00
Total for 100-000-35100-6014						\$ 1,292.66
100-000-35600-5230 TELECOMMUNICATIONS						
VENDOR: AT& T						
1	JANUARY	082-6049 01/15	LONG DISTANCE	81452	01/30/2015 \$	27.29
VENDOR: AT&T MOBILITY						
5	JANUARY	X01012015	E-911 DISPATCH CENTER	81355	01/15/2015 \$	170.58
VENDOR: COMCAST						
1	JANUARY	754926-12/14	HIGH SPEED	81369	01/15/2015 \$	91.18
VENDOR: TREASURER OF VIRGINIA						
1	JANUARY	T280816	NOVEMBER 2014	7154	01/30/2015 \$	674.43
VENDOR: VERIZON						
1	JANUARY	12245193-012015	DEC 1- DEC 31 JAN 1-31	81440	01/15/2015 \$	2,623.10
16	JANUARY	27268895-12/26	12/26-01/25	81440	01/15/2015 \$	109.98
1	JANUARY	810800393-01/15	01/01-01/31	81528	01/30/2015 \$	39.00
Total for 100-000-35600-5230						\$ 3,735.56
100-000-35600-5420 RENTAL OF BUILDINGS/TOWERS						
VENDOR: SHEN. VALLEY TELEVISION TOWER						
1	JANUARY	FEBRUARY2015REN	FEBRUARY RENT	7116	01/15/2015 \$	2,070.00

CLARKE COUNTY
 VENDOR PAYMENTS VOUCHER REPORT BY ACCOUNT CODE AND VENDOR ID
 Executed By: gilleya

PAGE: 12
 TIME: 15:15:07
 DATE: 02/05/2015

VOUCH#	Fis Month	Invoice ID	DESCRIPTION	CK/EFT #	CK/EFT Date	Amount
=====						
100-000-35600-5540			TRAVEL CONVENTION & EDUCATION			
VENDOR: BB&T FINANCIAL, FSB						
4	JANUARY	1877-01/09/2015	LORD FAIRFAX EMS	81460	01/30/2015 \$	60.00
100-000-35600-5810			DUES,SUBSCRIPTIONS & MEMBERSHIPS			
VENDOR: APCO, AFC INC.						
1	JANUARY	304579-12/14	HESS/WHITE/WILKERSON ANNUA	81352	01/15/2015 \$	230.00
100-000-35600-6001			OFFICE SUPPLIES			
VENDOR: SHERIFF, PETTY CASH						
5	JANUARY	01082015	FOOD LION	81419	01/15/2015 \$	7.27
100-000-35600-6011			UNIFORM AND WEARING APPAREL			
VENDOR: BB&T FINANCIAL, FSB						
3	JANUARY	1877-01/09/2015	WALMART	81460	01/30/2015 \$	105.11
100-000-42400-3840			PURCHASED SERVICES			
VENDOR: COUNTY OF FREDERICK, VIRGINIA						
1	JANUARY	2105-0001A	REFUSE DISPOSAL PURCHASED	7079	01/15/2015 \$	292.20
1	JANUARY	80001-0001A	REFUSE DISPOSAL PURCHASED	7079	01/15/2015 \$	70.00
1	JANUARY	ACCT 9 12/18/14	DISPOSAL PUCHASED SERVICES	7079	01/15/2015 \$	11,874.41
VENDOR: COUNTY OF WARREN						
1	JANUARY	2ND QTR 2015	SECOND QUARTER REFUSE COLL	81374	01/15/2015 \$	4,545.54
Total for 100-000-42400-3840						\$ 16,782.15
100-000-42600-3000			PURCHASED SERVICES			
VENDOR: REPUBLIC SERVICES						
1	JANUARY	0976-000354249	01/01-01/31	7131	01/30/2015 \$	150.00
100-000-42700-3840			PURCHASED SERVICES			
VENDOR: FREDERICK-WINCHESTER SERVICE AUTHORITY						
1	JANUARY	164	DECEMBER 2014	7160	01/30/2015 \$	2,454.20
100-000-43200-3310			REPAIR & MAINTENANCE			
VENDOR: MCDONALD, JERRY C.						
1	JANUARY	1343	TWO TRACTORS AND MOWERS AT	7103	01/15/2015 \$	875.00
100-000-43200-3320			MAINTENANCE SERVICE CONTRACT			
VENDOR: REPUBLIC SERVICES						
1	JANUARY	0976-000352965	01/01-01/31	7064	01/15/2015 \$	941.57
VENDOR: GCA						
3	JANUARY	641091	JANUARY 2015	7161	01/30/2015 \$	3,660.01
5	JANUARY	641091	JANUARY 2015	7161	01/30/2015 \$	3,660.01-
VENDOR: RICOH USA INC						
1	JANUARY	5033862591	09/29-12/28	81411	01/15/2015 \$	16.97
Total for 100-000-43200-3320						\$ 958.54
100-000-43200-3340			CUSTODIAL SERVICE CONTRACTS			
VENDOR: GCA						
6	JANUARY	641091	JANUARY 2015	7161	01/30/2015 \$	3,660.01
100-000-43200-5130			WATER & SEWER SERVICES			
VENDOR: DEHAVEN BERKELEY SPRINGS WATER CORP.						
1	JANUARY	602430	WATER DECEMBER	81375	01/15/2015 \$	11.00
1	JANUARY	602659	WATER	81478	01/30/2015 \$	11.00

CLARKE COUNTY
 VENDOR PAYMENTS VOUCHER REPORT BY ACCOUNT CODE AND VENDOR ID
 Executed By: gilleya

PAGE: 13
 TIME: 15:15:07
 DATE: 02/05/2015

VOUCH#	Fis Month	Invoice ID	DESCRIPTION	CK/EFT #	CK/EFT Date	Amount
1	JANUARY	RT03-003348	WATER	81375	01/15/2015 \$	12.90
Total for 100-000-43200-5130						\$ 34.90
100-000-43200-5230 TELECOMMUNICATIONS						
VENDOR: AT&T MOBILITY						
3	JANUARY	X01012015	GOVT MAINTENANCE	81355	01/15/2015 \$	119.80
VENDOR: TREASURER OF VIRGINIA						
3	JANUARY	T280816	NOVEMBER 2014	7154	01/30/2015 \$	1.70
18	JANUARY	T280816	NOVEMBER 2014	7154	01/30/2015 \$	4.86
VENDOR: VERIZON						
17	JANUARY	27268895-12/26	12/26-01/25	81440	01/15/2015 \$	33.47
Total for 100-000-43200-5230						\$ 159.83
100-000-43200-6007 REPAIR AND MAINTENANCE SUPPLIES						
VENDOR: ARCHITECTURAL PRODUCTS OF VA						
1	JANUARY	4512700-IN	LOCKS/CYLINDERS	81353	01/15/2015 \$	1,642.00
1	JANUARY	4530600-IN	KEY	81353	01/15/2015 \$	56.00
VENDOR: BB&T FINANCIAL, FSB						
3	JANUARY	0872-01/09/2015	AB SUPPLY	81460	01/30/2015 \$	19.37
4	JANUARY	0872-01/09/2015	HOME DEPOT	81460	01/30/2015 \$	223.26
VENDOR: BERRYVILLE TRUE VALUE HARDWARE						
2	JANUARY	071279	56147 - COVER/CAULK/GOO GO	7068	01/15/2015 \$	4.79
1	JANUARY	071365	56171 - SCREWDRIIVER/SCREW	7136	01/30/2015 \$	9.98
1	JANUARY	071389	56171 - TAPE/GLOVE/SCRUBBE	7136	01/30/2015 \$	80.15
VENDOR: LOWE'S						
1	JANUARY	922995	KEY RING/SPLIT RING/CORNER	81395	01/15/2015 \$	35.29
Total for 100-000-43200-6007						\$ 2,070.84
100-000-43200-6008 VEHICLE AND EQUIPMENT FUEL						
VENDOR: MANSFIELD OIL COMPANY						
4	JANUARY	SQLCD/00097184	12/01-12/15	7099	01/15/2015 \$	109.80
4	JANUARY	SQLCD/00098629	FUEL PURCHASES 12/16-12/31	7099	01/15/2015 \$	118.20
Total for 100-000-43200-6008						\$ 228.00
100-000-43200-6009 VEHICLE AND EQUIPMENT SUPPLIES						
VENDOR: BERRYVILLE AUTO PARTS INC						
1	JANUARY	5370-90392	OIL/FILTER/WASHER FLUID/IG	7067	01/15/2015 \$	724.74
1	JANUARY	5370-90476	OIL/FILTER/WASHER FLUID	7067	01/15/2015 \$	55.27
1	JANUARY	5370-90477	OIL/FILTER/WASHER FLUID	7067	01/15/2015 \$	52.28
1	JANUARY	5370-90577	OIL/FILTER/WASHER FLUID	7067	01/15/2015 \$	47.95
1	JANUARY	5370-90589	OIL/FILTER/BATTERY/BRAKES/	7067	01/15/2015 \$	1,616.61
1	JANUARY	5370-90649	FILTER/OIL/WASHER/BATTERY	7067	01/15/2015 \$	160.00
1	JANUARY	5370-90703	FILTER/OIL/WASHER/AIR FILT	7067	01/15/2015 \$	58.23
1	JANUARY	5370-90742	OIL FILTER/OIL/INSPECTION	7067	01/15/2015 \$	51.44
1	JANUARY	5370-91221	FILTER/OIL	7135	01/30/2015 \$	87.29
1	JANUARY	5370-91303	SUPPLIES	7135	01/30/2015 \$	72.48
VENDOR: BROY'S CAR WASH						
1	JANUARY	12302014M	CAR WASH	7142	01/30/2015 \$	14.00
VENDOR: TIRE WORLD						
1	JANUARY	3046489	TIRES	81428	01/15/2015 \$	463.88
Total for 100-000-43200-6009						\$ 3,404.17
100-000-43202-3100 PROFESSIONAL SERVICES						
VENDOR: HALL, MONAHAN, ENGLE, MAHAN & MITCHELL						

CLARKE COUNTY
 VENDOR PAYMENTS VOUCHER REPORT BY ACCOUNT CODE AND VENDOR ID
 Executed By: gilleya

PAGE: 14
 TIME: 15:15:07
 DATE: 02/05/2015

VOUCH#	Fis Month	Invoice ID	DESCRIPTION	CK/BFT #	CK/BFT Date	Amount
1	JANUARY	01062014B	LEGAL SERVICES SEPT - DEC	7086	01/15/2015 \$	150.48
100-000-43202-3310 REPAIR & MAINTENANCE						
VENDOR: ANDERSON CONTROL INC						
1	JANUARY	13227	ANNUAL FIRE ALARM INSPECTI	7132	01/30/2015 \$	300.96
VENDOR: ARC WATER TREATMENT OF MARYLAND, INC.						
4	JANUARY	370566	JANUARY SERVICE	7066	01/15/2015 \$	68.97
Total for 100-000-43202-3310						\$ 369.93
100-000-43202-3320 MAINTENANCE SERVICE CONTRACTS						
VENDOR: GCA						
1	JANUARY	641091	JANUARY 2015	7161	01/30/2015 \$	2,332.38
7	JANUARY	641091	JANUARY 2015	7161	01/30/2015 \$	2,332.38-
Total for 100-000-43202-3320						\$ 0.00
100-000-43202-3340 CUSTODIAL SERVICE CONTRACTS						
VENDOR: GCA						
8	JANUARY	641091	JANUARY 2015	7161	01/30/2015 \$	2,332.38
100-000-43202-5110 ELECTRICAL SERVICES						
VENDOR: RAPPAHANNOCK ELEC COMPANY						
1	JANUARY	1149385761-0115	101 CHALMERS 11/10-12/10	7186	01/30/2015 \$	2,649.90
100-000-43202-5120 HEATING SERVICES						
VENDOR: WASHINGTON GAS						
1	JANUARY	9517-01/15/15	101 CHALMERS CT 12/10 - 01	81535	01/30/2015 \$	870.59
1	JANUARY	9517-12/15/14	101 CHAMBERS CIR 11/06 - 1	81444	01/15/2015 \$	720.18
Total for 100-000-43202-5120						\$ 1,590.77
100-000-43202-5130 WATER & SEWER SERVICES						
VENDOR: TOWN OF BERRYVILLE						
1	JANUARY	4190099-12/14	101 CHALMERS 11/20-12/22	81431	01/15/2015 \$	78.38
100-000-43202-5410 LEASE OF EQUIPMENT						
VENDOR: SUNBELT RENTALS						
1	JANUARY	48350078-001	REISSUE - MANLIFT	81422	01/15/2015 \$	351.12
100-000-43205-5110 ELECTRICAL SERVICES						
VENDOR: RAPPAHANNOCK ELEC COMPANY						
1	JANUARY	4455288888-0115	129 RAMSBURG LN 11/15-12/1	7186	01/30/2015 \$	244.77
100-000-43205-5120 HEATING SERVICES						
VENDOR: TOWN OF BERRYVILLE						
1	JANUARY	9001800-12/14	MAINT FACILITY 11/20-12/22	81431	01/15/2015 \$	17.00
100-000-43206-3310 REPAIR & MAINTENANCE						
VENDOR: ANDERSON CONTROL INC						
1	JANUARY	016240	12 MONTH MONITOR	7132	01/30/2015 \$	240.00
100-000-43206-3320 MAINTENANCE SERVICE CONTRACTS						
VENDOR: FIDELITY ENGINEERING CORPORATION						
1	JANUARY	FPS0002034	SPRINGSBURY ROAD (TOWER)	7082	01/15/2015 \$	310.00
1	JANUARY	FPS0002078	100 N CHURCH STREET	7082	01/15/2015 \$	310.00
1	JANUARY	FPS0002294	100 N CHURCH STREET	7082	01/15/2015 \$	470.00
Total for 100-000-43206-3320						\$ 1,090.00

CLARKE COUNTY
 VENDOR PAYMENTS VOUCHER REPORT BY ACCOUNT CODE AND VENDOR ID
 Executed By: gilleya

PAGE: 15
 TIME: 15:15:07
 DATE: 02/05/2015

VOUCH#	Fis Month	Invoice ID	DESCRIPTION	CK/EFT #	CK/EFT Date	Amount
=====						
100-000-43206-5110	ELECTRICAL SERVICES					
VENDOR: RAPPAHANNOCK ELEC COMPANY						
1	JANUARY	2048188888-0115	104 N CHURCH ST 11/12-12/1	7186	01/30/2015 \$	684.54
1	JANUARY	3750088888-0115	104 M CHURCH ST	7186	01/30/2015 \$	40.69
1	JANUARY	8894188888-0115	1531 SPRINGSBERRY RD 11/18	7186	01/30/2015 \$	260.50
Total for 100-000-43206-5110						\$ 985.73
100-000-43206-5120	HEATING SERVICES					
VENDOR: WASHINGTON GAS						
1	JANUARY	8510-01/15/15	100 N CHURCH 12/10 - 01/12	81535	01/30/2015 \$	284.16
1	JANUARY	8510-12/15/14	100 N CHURCH 11/06 - 12/10	81444	01/15/2015 \$	257.51
Total for 100-000-43206-5120						\$ 541.67
100-000-43206-5130	WATER & SEWER SERVICES					
VENDOR: DEHAVEN BERKELEY SPRINGS WATER CORP.						
1	JANUARY	602329	WATER DECEMBER	81375	01/15/2015 \$	9.00
1	JANUARY	602554	WATER	81478	01/30/2015 \$	9.00
VENDOR: TOWN OF BERRYVILLE						
1	JANUARY	1004000-12/14	100 N CHURCH ST 11/20-12/2	81431	01/15/2015 \$	400.00
Total for 100-000-43206-5130						\$ 418.00
100-000-43206-6007	REPAIR AND MAINT SUPPLIES					
VENDOR: BERRYVILLE TRUE VALUE HARDWARE						
1	JANUARY	071319	56171 - BIT/ADHESIVE/DOWEL	7136	01/30/2015 \$	18.76
1	JANUARY	071508	56171 - LOCKSET	7136	01/30/2015 \$	19.99
Total for 100-000-43206-6007						\$ 38.75
100-000-43207-5110	ELECTRICAL SERVICES					
VENDOR: RAPPAHANNOCK ELEC COMPANY						
2	JANUARY	2048188888-0115	102 N CHURCH ST 11/12-12/1	7186	01/30/2015 \$	3,140.32
100-000-43208-3310	REPAIR & MAINTENANCE					
VENDOR: RIDDLEBERGER BROS INC						
1	JANUARY	87343	FRONT OFFICE UNIT DOWN	7112	01/15/2015 \$	385.50
100-000-43208-5110	ELECTRICAL SERVICES					
VENDOR: RAPPAHANNOCK ELEC COMPANY						
3	JANUARY	2048188888-0115	104 N CHURCH ST 11/12-12/1	7186	01/30/2015 \$	848.50
100-000-43208-5120	HEATING SERVICES					
VENDOR: WASHINGTON GAS						
1	JANUARY	8718-01/15/15	104 N CHURCH 12/10 - 01/12	81535	01/30/2015 \$	597.23
1	JANUARY	8718-12/15/14	104 N CHURCH 11/06 - 12/10	81444	01/15/2015 \$	414.05
Total for 100-000-43208-5120						\$ 1,011.28
100-000-43208-5130	WATER & SEWER SERVICES					
VENDOR: TOWN OF BERRYVILLE						
1	JANUARY	1003900-12/14	104 N CHURCH ST 11/20-12/2	81431	01/15/2015 \$	25.00
100-000-43208-6007	REPAIR AND MAINT SUPPLIES					
VENDOR: BERRYVILLE TRUE VALUE HARDWARE						
1	JANUARY	071490	56171 - NUTS/WASHERS	7136	01/30/2015 \$	1.38
100-000-43209-3310	PROFESSIONAL SERVICES					

CLARKE COUNTY
 VENDOR PAYMENTS VOUCHER REPORT BY ACCOUNT CODE AND VENDOR ID
 Executed By: gilleya

PAGE: 16
 TIME: 15:15:07
 DATE: 02/05/2015

VOUCH#	Fis Month	Invoice ID	DESCRIPTION	CK/EFT #	CK/EFT Date	Amount
VENDOR: THOMAS PLUMBING & HEATING, INC.						
1	JANUARY	PS23188	CLEANED IMPELLER	7122	01/15/2015 \$	277.50
100-000-43209-5110 ELECTRICAL SERVICES						
VENDOR: RAPPAHANNOCK ELEC COMPANY						
1	JANUARY	7658188888-0115	225 RAMSBURG 11/15-12/15	7186	01/30/2015 \$	333.72
100-000-43209-5120 HEATING SERVICES						
VENDOR: QUARLES ENERGY SERVICES						
1	JANUARY	391640	ANIMAL SHELTER	81409	01/15/2015 \$	602.13
1	JANUARY	411086	MAINT FACILITY	81504	01/30/2015 \$	551.67
Total for 100-000-43209-5120						\$ 1,153.80
100-000-43210-5110 ELECTRICAL SERVICES						
VENDOR: RAPPAHANNOCK ELEC COMPANY						
1	JANUARY	0775388888-0115	524 WESTWOOD RD 11/15-12/1	7186	01/30/2015 \$	108.61
100-000-43210-5120 HEATING SERVICES						
VENDOR: QUARLES ENERGY SERVICES						
1	JANUARY	262460	CREDIT	81409	01/15/2015 \$	273.20-
1	JANUARY	8824	MAINT FACILITY	81409	01/15/2015 \$	676.77
Total for 100-000-43210-5120						\$ 403.57
100-000-43211-5110 ELECTRICAL SERVICES						
VENDOR: RAPPAHANNOCK ELEC COMPANY						
1	JANUARY	2750088888-0115	225 AL SMITH CIR 11/18-12/	7186	01/30/2015 \$	1,754.68
100-000-43211-5120 HEATING SERVICES						
VENDOR: TOWN OF BERRYVILLE						
1	JANUARY	9001300-12/14	REC CENTER 11/20-12/22	81431	01/15/2015 \$	119.00
VENDOR: WASHINGTON GAS						
1	JANUARY	1204-01/16/15	225 AL SMITH 12/12 - 01/14	81535	01/30/2015 \$	753.97
1	JANUARY	1204-12/16/14	225 AL SMITH CIR 11/10 - 1	81444	01/15/2015 \$	657.07
Total for 100-000-43211-5120						\$ 1,530.04
100-000-43211-6007 REPAIR AND MAINT SUPPLIES						
VENDOR: BATTERY MART						
1	JANUARY	2065580	BATTERY	81455	01/30/2015 \$	7.95
100-000-43212-5110 ELECTRICAL SERVICES						
VENDOR: RAPPAHANNOCK ELEC COMPANY						
1	JANUARY	1650088888-0115	225 AL SMITH CIR 11/18-12/	7186	01/30/2015 \$	11.00
2	JANUARY	1650088888-0115	225 AL SMITH CIR 11/18-12/	7186	01/30/2015 \$	11.00
3	JANUARY	1650088888-0115	225 AL SMITH CIR 11/18-12/	7186	01/30/2015 \$	11.00
4	JANUARY	1650088888-0115	225 AL SMITH CIR 11/18-12/	7186	01/30/2015 \$	14.59
5	JANUARY	1650088888-0115	225 AL SMITH CIR 11/18-12/	7186	01/30/2015 \$	20.76
2	JANUARY	2750088888-0115	225 AL SMITH CIR 11/18-12/	7186	01/30/2015 \$	29.13
3	JANUARY	2750088888-0115	225 AL SMITH CIR 11/18-12/	7186	01/30/2015 \$	55.87
Total for 100-000-43212-5110						\$ 153.35
100-000-43212-5120 HEATING SERVICES						
VENDOR: TOWN OF BERRYVILLE						
1	JANUARY	9001200-12/14	LITTLE LEAGUE 11/20-12/22	81431	01/15/2015 \$	15.00
1	JANUARY	9001500-12/14	HOUSE 11/20-12/22	81431	01/15/2015 \$	56.00
Total for 100-000-43212-5120						\$ 71.00

CLARKE COUNTY
 VENDOR PAYMENTS VOUCHER REPORT BY ACCOUNT CODE AND VENDOR ID
 Executed By: gilleya

PAGE: 17
 TIME: 15:15:07
 DATE: 02/05/2015

VOUCH#	Fis Month	Invoice ID	DESCRIPTION	CK/BFT #	CK/BFT Date	Amount
=====						
100-000-43213-5110			ELECTRICAL SERVICES			
VENDOR: RAPPAHANNOCK ELEC COMPANY						
6	JANUARY	1650088888-0115	225 AL SMITH CIR 11/18-12/	7186	01/30/2015 \$	26.48
4	JANUARY	2750088888-0115	225 AL SMITH CIR 11/18-12/	7186	01/30/2015 \$	50.81
Total for 100-000-43213-5110						\$ 77.29
100-000-43213-5130			WATER & SEWER SERVICES			
VENDOR: TOWN OF BERRYVILLE						
1	JANUARY	9001400-12/14	POOL 11/20-12/22	81431	01/15/2015 \$	20.00
100-000-43214-5110			ELECTRICAL SERVICES			
VENDOR: RAPPAHANNOCK ELEC COMPANY						
7	JANUARY	1650088888-0115	225 AL SMITH CIR 11/18-12/	7186	01/30/2015 \$	38.01
100-000-43215-5110			ELECTRICAL SERVICES			
VENDOR: RAPPAHANNOCK ELEC COMPANY						
5	JANUARY	2750088888-0115	225 AL SMITH CIR 11/18-12/	7186	01/30/2015 \$	30.92
100-000-43236-6007			REPAIR AND MAINT SUPPLIES			
VENDOR: SOUTHERN REFRIGERATION						
3	JANUARY	366510	CUT OFF SWITCH/IGNITION SE	7194	01/30/2015 \$	108.00
100-000-43237-3310			REPAIR & MAINTENANCE			
VENDOR: TEAM ROOFING						
1	JANUARY	101671	STOP LEAK	81425	01/15/2015 \$	568.20
100-000-43237-5110			ELECTRICAL SERVICES			
VENDOR: RAPPAHANNOCK ELEC COMPANY						
1	JANUARY	0801388888-0115	313 E MAIN ST 11/10-12/10	7186	01/30/2015 \$	126.02
1	JANUARY	4980388888-0115	311 E MAIN ST 11/10-12/10	7186	01/30/2015 \$	793.56
Total for 100-000-43237-5110						\$ 919.58
100-000-43237-5130			WATER & SEWER SERVICES			
VENDOR: TOWN OF BERRYVILLE						
1	JANUARY	2010600-12/14	313 E MAIN ST 11/20-12/22	81431	01/15/2015 \$	25.00
1	JANUARY	2010700-12/14	311 E MAIN ST 11/20-12/22	81431	01/15/2015 \$	50.00
Total for 100-000-43237-5130						\$ 75.00
100-000-51100-5610			CIVIC CONTRIBUTIONS			
VENDOR: CLARKE COUNTY HEALTH DEPARTMENT						
1	JANUARY	2ND QTR FY15	2ND QTR FY15	81366	01/15/2015 \$	51,250.00
100-000-52500-5620			CIVIC CONTRIBUTIONS			
VENDOR: NORTHWESTERN COMMUNITY SERVICES						
1	JANUARY	3RDQTR 01152015	3RD QTR ALLOCATION	81499	01/30/2015 \$	21,250.00
100-000-53240-5699			CIVIC CONTRIBUTIONS			
VENDOR: VIRGINIA REGIONAL TRANSIT						
1	JANUARY	CLRK2014.15-3	3RD QTR ALLOCATION	81532	01/30/2015 \$	4,825.50
100-000-71100-3320			MAINTENANCE SERVICE CONTRACT			
VENDOR: DDL BUSINESS SYSTEMS LLC						
1	JANUARY	60270	11/25-12/24	7080	01/15/2015 \$	223.35
VENDOR: RICOH USA INC						

CLARKE COUNTY
 VENDOR PAYMENTS VOUCHER REPORT BY ACCOUNT CODE AND VENDOR ID
 Executed By: gilleya

PAGE: 18
 TIME: 15:15:07
 DATE: 02/05/2015

VOUCH#	Fis Month	Invoice ID	DESCRIPTION	CK/EFT #	CK/EFT Date	Amount
1	JANUARY	5033797993	09/20-12/19	81411	01/15/2015	\$ 36.64
Total for 100-000-71100-3320						\$ 259.99
100-000-71100-5210 POSTAL SERVICES						
VENDOR: CLARKE COUNTY TREASURER						
2	JANUARY	PETTYCASH0115	USPS	81472	01/30/2015	\$ 103.91
VENDOR: PURCHASE POWER						
8	JANUARY	35438654-01/15	POSTAGE	81408	01/15/2015	\$ 7.45
Total for 100-000-71100-5210						\$ 111.36
100-000-71100-5230 TELECOMMUNICATIONS						
VENDOR: TREASURER OF VIRGINIA						
19	JANUARY	T280816	NOVEMBER 2014	7154	01/30/2015	\$ 17.22
VENDOR: VERIZON						
18	JANUARY	27268895-12/26	12/26-01/25	81440	01/15/2015	\$ 53.52
Total for 100-000-71100-5230						\$ 70.74
100-000-71100-5540 TRAVEL CONVENTION & EDUCATION						
VENDOR: BB&T FINANCIAL, FSB						
2	JANUARY	6723-01/09/2015	HOMESTEAD	81460	01/30/2015	\$ 143.86
3	JANUARY	6723-01/09/2015	NRPA	81460	01/30/2015	\$ 60.00
Total for 100-000-71100-5540						\$ 203.86
100-000-71100-6001 OFFICE SUPPLIES						
VENDOR: BB&T FINANCIAL, FSB						
8	JANUARY	6723-01/09/2015	STAPLES	81460	01/30/2015	\$ 9.99
100-000-71100-6008 VEHICLE AND EQUIPMENT FUEL						
VENDOR: MANSFIELD OIL COMPANY						
6	JANUARY	SQLCD/00097184	12/01-12/15	7099	01/15/2015	\$ 28.12
100-000-71100-6014 OTHER OPERATING SUPPLIES						
VENDOR: WALMART COMMUNITY/GEGRB						
4	JANUARY	0731-12/16/14	SUPPLIES	81443	01/15/2015	\$ 109.00
100-000-71310-5830 REFUNDS						
VENDOR: LYNN DURSO						
1	JANUARY	190265	RESERVATION CHANGE	81377	01/15/2015	\$ 25.00
100-000-71310-6002 SUPPLIES - FOOD						
VENDOR: WALMART COMMUNITY/GEGRB						
2	JANUARY	0731-01162015	CHIPS/CANDY	81534	01/30/2015	\$ 74.39
2	JANUARY	0731-12/16/14	SUPPLIES	81443	01/15/2015	\$ 12.96
Total for 100-000-71310-6002						\$ 87.35
100-000-71310-6013 SUPPLIES - EDUCATIONAL AND REC						
VENDOR: S & S WORLDWIDE						
1	JANUARY	8423523	GAME	81506	01/30/2015	\$ 14.39
VENDOR: WALMART COMMUNITY/GEGRB						
3	JANUARY	0731-01162015	CHIPS/CANDY	81534	01/30/2015	\$ 24.39
1	JANUARY	0731-12/16/14	SUPPLIES	81443	01/15/2015	\$ 69.41
Total for 100-000-71310-6013						\$ 108.19

CLARKE COUNTY
 VENDOR PAYMENTS VOUCHER REPORT BY ACCOUNT CODE AND VENDOR ID
 Executed By: gilleya

PAGE: 19
 TIME: 15:15:07
 DATE: 02/05/2015

VOUCH#	Fis Month	Invoice ID	DESCRIPTION	CK/EFT #	CK/EFT Date	Amount
=====						
100-000-71310-6014	OTHER OPERATING SUPPLIES					
VENDOR:	BB&T FINANCIAL, FSB					
7	JANUARY	6723-01/09/2015	STAPLES	81460	01/30/2015 \$	199.99
VENDOR:	BERRYVILLE TRUE VALUE HARDWARE					
1	JANUARY	71425	55140 - BIT	7136	01/30/2015 \$	9.08
VENDOR:	S & S WORLDWIDE					
1	JANUARY	8409752	VOLLEYBALL/PLAYLAND/ANIMAL	81414	01/15/2015 \$	241.51
1	JANUARY	8414198	TOSSING GAME	81414	01/15/2015 \$	27.99
VENDOR:	WALMART COMMUNITY/GECRB					
4	JANUARY	0731-01162015	CHIPS/CANDY	81534	01/30/2015 \$	30.21
Total for 100-000-71310-6014						\$ 508.78
100-000-71310-6015	MERCHANDISE FOR RESALE					
VENDOR:	WALMART COMMUNITY/GECRB					
1	JANUARY	0731-01162015	CHIPS/CANDY	81534	01/30/2015 \$	12.96
5	JANUARY	0731-01162015	CHIPS/CANDY	81534	01/30/2015 \$	16.94
Total for 100-000-71310-6015						\$ 29.90
100-000-71350-3100	PROFESSIONAL SERVICES					
VENDOR:	XTREME FIT STUDIO					
1	JANUARY	CHATMAN01152015	ZUMBA/YOGA/PILATES/TOTAL F	7143	01/30/2015 \$	1,110.20
VENDOR:	JOHNSTON, JANE					
1	JANUARY	JOHNSTON011515	FITT/FLUID MOTION/YOGA	7170	01/30/2015 \$	605.15
VENDOR:	JOHNSTON, TINA DBA INTEGRATED COUNSELING					
1	JANUARY	JOHNSTON011515	KIDS YOGA	7171	01/30/2015 \$	222.43
VENDOR:	OPUS OAKES, AN ART PLACE, INC.					
1	JANUARY	OPUS01152015	ART CLASSES	7182	01/30/2015 \$	987.00
Total for 100-000-71350-3100						\$ 2,924.78
100-000-71350-5540	TRAVEL CONVENTION & EDUCATION					
VENDOR:	BB&T FINANCIAL, FSB					
4	JANUARY	6723-01/09/2015	COURSE BOOKS	81460	01/30/2015 \$	40.00
100-000-71350-5810	DUES,SUBSCRIPTIONS & MEMBERSHIPS					
VENDOR:	VIRGINIA DEPT OF SOCIAL SVC					
1	JANUARY	A-15534 1/12/15	BACKGROUND CHECKS	81529	01/30/2015 \$	7.00
100-000-71350-5830	REFUNDS					
VENDOR:	HEATHER AUSTIN					
1	JANUARY	190664	CANCELLATION	81453	01/30/2015 \$	150.00
VENDOR:	CORDELIA GAFFAR					
1	JANUARY	190743	CANCELLATION	81485	01/30/2015 \$	48.00
Total for 100-000-71350-5830						\$ 198.00
100-000-71350-6002	SUPPLIES - FOOD					
VENDOR:	FOOD LION, INC					
1	JANUARY	281164511007	FOOD	81382	01/15/2015 \$	27.95
100-000-71350-6013	SUPPLIES - EDUCATIONAL AND REC					
VENDOR:	WALMART COMMUNITY/GECRB					
3	JANUARY	0731-12/16/14	SUPPLIES	81443	01/15/2015 \$	40.67

CLARKE COUNTY
 VENDOR PAYMENTS VOUCHER REPORT BY ACCOUNT CODE AND VENDOR ID
 Executed By: gilleya

PAGE: 20
 TIME: 15:15:07
 DATE: 02/05/2015

VOUCH#	Fis Month	Invoice ID	DESCRIPTION	CK/EFT #	CK/EFT Date	Amount
=====						
100-000-71350-6014	OTHER OPERATING SUPPLIES					
VENDOR: BB&T FINANCIAL, FSB						
1	JANUARY	6723-01/09/2015	SUNNY BUNNY EASTER EGGS	81460	01/30/2015 \$	74.77
5	JANUARY	6723-01/09/2015	SPRI	81460	01/30/2015 \$	67.92
6	JANUARY	6723-01/09/2015	BIG LOTS	81460	01/30/2015 \$	17.50
9	JANUARY	6723-01/09/2015	STAPLES	81460	01/30/2015 \$	14.98
Total for 100-000-71350-6014						\$ 175.17
100-000-73200-5699	CIVIC CONTRIBUTIONS					
VENDOR: HANDLEY REGIONAL LIBRARY						
1	JANUARY	01012015	3RD QTR ALLOCATION	81386	01/15/2015 \$	46,250.00
100-000-81110-3100	PROFESSIONAL SERVICES					
VENDOR: HALL, MONAHAN, ENGLE, MAHAN & MITCHELL						
1	JANUARY	HALL01062015A	LEGAL SERVICES DECEMBER 20	7086	01/15/2015 \$	1,077.50
100-000-81110-3140	ENGINEERING & ARCHITECTURAL					
VENDOR: PIEDMONT GEOTECHNICAL, INC.						
1	JANUARY	1748VA	ENGINEER	7109	01/15/2015 \$	175.00
1	JANUARY	1756VA	PROFESSIONAL SERVICES	7183	01/30/2015 \$	370.00
1	JANUARY	1759VA	PROFESSIONAL SERVICES	7183	01/30/2015 \$	185.00
Total for 100-000-81110-3140						\$ 730.00
100-000-81110-3320	MAINTENANCE SERVICE CONTRACT					
VENDOR: TML COPIERS & DIGITAL SOLUTIONS						
3	JANUARY	172975	08/24-11/24	7202	01/30/2015 \$	77.87
100-000-81110-3500	PRINTING AND BINDING					
VENDOR: COMMERCIAL PRESS						
1	JANUARY	113703	ECONOMIC DEVELOPMENT STRAT	7078	01/15/2015 \$	967.50
2	JANUARY	113703	ECONOMIC DEVELOPMENT STRAT	7078	01/15/2015 \$	56.25
3	JANUARY	113703	ECONOMIC DEVELOPMENT STRAT	7078	01/15/2015 \$	537.40
4	JANUARY	113703	ECONOMIC DEVELOPMENT STRAT	7078	01/15/2015 \$	51.05
Total for 100-000-81110-3500						\$ 537.40
100-000-81110-5210	POSTAL SERVICES					
VENDOR: PURCHASE POWER						
9	JANUARY	35438654-01/15	POSTAGE	81408	01/15/2015 \$	111.19
100-000-81110-5230	TELECOMMUNICATIONS					
VENDOR: TREASURER OF VIRGINIA						
20	JANUARY	T280816	NOVEMBER 2014	7154	01/30/2015 \$	5.79
VENDOR: VERIZON						
19	JANUARY	27268895-12/26	12/26-01/25	81440	01/15/2015 \$	16.60
Total for 100-000-81110-5230						\$ 22.39
100-000-81110-5510	TRAVEL MILEAGE					
VENDOR: STIDHAM, BRANDON						
1	JANUARY	STIDHAM01122015	MILEAGE VDOT EDINBURG OFFI	7120	01/15/2015 \$	50.40
100-000-81110-6001	OFFICE SUPPLIES					
VENDOR: COMMERCIAL PRESS						
1	JANUARY	113648	SILVER DESK HOLDER/PLATE	7078	01/15/2015 \$	19.50
VENDOR: INDEPENDENT STATIONERS						
1	JANUARY	IN-000485450	LABEL MAILING SEAL	7089	01/15/2015 \$	35.20

CLARKE COUNTY
 VENDOR PAYMENTS VOUCHER REPORT BY ACCOUNT CODE AND VENDOR ID
 Executed By: gilleya

PAGE: 21
 TIME: 15:15:07
 DATE: 02/05/2015

VOUCH#	Fis Month	Invoice ID	DESCRIPTION	CK/EFT #	CK/EFT Date	Amount
Total for 100-000-81110-6001						\$ 54.70
100-000-81110-6012			SUPPLIES - BOOKS AND SUBSCRIPTIONS			
VENDOR: TREASURER OF VIRGINIA						
1	JANUARY	HANDBOOK2015	BOOKS/MANUAL FOR FINCHAM	81520	01/30/2015	\$ 53.00
100-000-81510-3500			PRINTING AND BINDING			
VENDOR: COMMERCIAL PRESS						
5	JANUARY	113703	ECONOMIC DEVELOPMENT STRAT	7078	01/15/2015	\$ 500.00
100-000-81510-3600			ADVERTISING			
VENDOR: VIRGINIA MUNICIPAL LEAGUE						
1	JANUARY	01152015	CLASSIFIED AD	81531	01/30/2015	\$ 25.00
100-000-81600-3160			BOARD MEMBER FEES			
VENDOR: BOUFFAULT, ROBINA RICH						
1	JANUARY	PLANCOM01092015	PLANNING COMMISSION MEETIN	7072	01/15/2015	\$ 50.00
VENDOR: RANDY BUCKLEY						
1	JANUARY	PLANCOM01092015	PLANNING COMMISSION MEETIN	7074	01/15/2015	\$ 50.00
VENDOR: CALDWELL, ANNE						
1	JANUARY	PLANCOM01092015	PLANNING COMMISSION MEETIN	7075	01/15/2015	\$ 50.00
VENDOR: DOUGLAS KRUEH						
1	JANUARY	PLANCOM01092015	PLANNING COMMISSION MEETIN	7093	01/15/2015	\$ 50.00
VENDOR: FRANK LEE						
1	JANUARY	PLANCOM01092015	PLANNING COMMISSION MEETIN	7095	01/15/2015	\$ 50.00
VENDOR: GWENDOLYN C MALONE						
1	JANUARY	PLANCOM01092015	PLANNING COMMISSION MEETIN	7098	01/15/2015	\$ 50.00
VENDOR: NELSON, CLIFFORD M.						
1	JANUARY	PLANCOM01092015	PLANNING COMMISSION MEETIN	7107	01/15/2015	\$ 50.00
VENDOR: OHRSTROM II, GEORGE						
1	JANUARY	PLANCOM01092015	PLANNING COMMISSION MEETIN	7108	01/15/2015	\$ 50.00
VENDOR: TURKEL, JON						
1	JANUARY	PLANCOM01092015	PLANNING COMMISSION MEETIN	7124	01/15/2015	\$ 50.00
Total for 100-000-81600-3160						\$ 450.00
100-000-81800-3100			PROFESSIONAL SERVICES			
VENDOR: COLORNET						
1	JANUARY	229788	HISTORICAL DRIVING TOUR BR	81473	01/30/2015	\$ 2,716.20
VENDOR: KALBIAN, MARAL S.						
1	JANUARY	01022015	JOSEPHINE CITY	7091	01/15/2015	\$ 4,000.00
2	JANUARY	01022015	HISTORIC PRES COMM DECEMBE	7091	01/15/2015	\$ 660.00
Total for 100-000-81800-3100						\$ 7,376.20
100-000-81800-3160			BOARD MEMBER FEES			
VENDOR: FIELDS, BETSY						
1	JANUARY	HISPRES012115	HISTORIC PRESERVATION MEET	7157	01/30/2015	\$ 25.00
VENDOR: DOUGLAS KRUEH						
1	JANUARY	HISPRES012115	HISTORIC PRESERVATION MEET	7174	01/30/2015	\$ 25.00
VENDOR: BOB STEIG						
1	JANUARY	HISPRES012115	HISTORIC PRESERVATION MEET	7195	01/30/2015	\$ 25.00

CLARKE COUNTY
 VENDOR PAYMENTS VOUCHER REPORT BY ACCOUNT CODE AND VENDOR ID
 Executed By: gilleya

PAGE: 22
 TIME: 15:15:07
 DATE: 02/05/2015

VOUCH#	Fis Month	Invoice ID	DESCRIPTION	CK/EFT #	CK/EFT Date	Amount
VENDOR: ROBIN YORK						
1	JANUARY	HISPRES012115	HISTORIC PRESERVATION MEET	7211	01/30/2015	\$ 25.00
Total for 100-000-81800-3160						\$ 100.00
100-000-81800-3600 ADVERTISING						
VENDOR: WINCHESTER STAR						
1	JANUARY	1653410-12/2014	PUBLIC HEARING	7130	01/15/2015	\$ 143.00
100-000-81800-5540 TRAVEL CONVENTION & EDUCATION						
VENDOR: FIELDS, BETSY						
1	JANUARY	FIELDS01052015	REIMBURSEMENT	7083	01/15/2015	\$ 199.00
VENDOR: KALBIAN, MARAL S.						
1	JANUARY	KALBIAN01052015	REIMBURSEMENT	7091	01/15/2015	\$ 274.46
Total for 100-000-81800-5540						\$ 473.46
100-000-82210-3000 PURCHASED SERVICES						
VENDOR: U.S. GEOLOGICAL SURVEY						
1	JANUARY	90315811	APPRAISAL OF N. SHENANDOAH	81522	01/30/2015	\$ 7,500.00
100-000-83100-3320 MAINTENANCE SERVICE CONTRACTS						
VENDOR: TML COPIERS & DIGITAL SOLUTIONS						
1	JANUARY	172975	08/24-11/24	7202	01/30/2015	\$ 61.76
100-000-83100-5210 POSTAGE						
VENDOR: CLARKE COUNTY TREASURER						
5	JANUARY	PETTYCASH0115	USPS	81472	01/30/2015	\$ 9.80
VENDOR: PURCHASE POWER						
11	JANUARY	35438654-01/15	POSTAGE	81408	01/15/2015	\$ 143.31
Total for 100-000-83100-5210						\$ 153.11
100-000-83100-5230 TELECOMMUNICATIONS						
VENDOR: TREASURER OF VIRGINIA						
13	JANUARY	T280816	NOVEMBER 2014	7154	01/30/2015	\$ 11.11
VENDOR: VERIZON						
20	JANUARY	27268895-12/26	12/26-01/25	81440	01/15/2015	\$ 6.64
Total for 100-000-83100-5230						\$ 17.75
100-000-83100-6014 OTHER OPERATING SUPPLIES						
VENDOR: CLARKE COUNTY TREASURER						
3	JANUARY	PETTYCASH0115	MARTINS/COSTCO	81472	01/30/2015	\$ 46.36
4	JANUARY	PETTYCASH0115	DOLLAR GENERAL	81472	01/30/2015	\$ 8.00
Total for 100-000-83100-6014						\$ 54.36
100-000-92100-5830 REFUNDS						
VENDOR: SHENANDOAH VALLEY ELECTRIC COOP						
1	JANUARY	TAX01212015	OVERPAYMENT OF THE UTILITY	81510	01/30/2015	\$ 4,958.14
TOTAL DEFINITION TYPE 0 :						\$ 274,242.71
TOTAL EXPENDITURES :						\$ 274,242.71
TOTAL for FISCAL YEAR 2015 :						\$ 274,242.71
TOTAL PAYMENTS :						\$ 274,242.71

CLARKE COUNTY
 VENDOR PAYMENTS VOUCHER REPORT BY ACCOUNT CODE AND VENDOR ID
 Executed By: gilleya

PAGE: 1
 TIME: 15:14:28
 DATE: 02/05/2015

VOUCH#	Fis Month	Invoice ID	DESCRIPTION	CK/EFT #	CK/EFT Date	Amount
=====						
Fiscal Year: 2015						
EXPENDITURES						
DEFINITION TYPE 0						
231-000-31200-3000		PURCHASED SERVICES				
VENDOR: RAPPAHANNOCK REGIONAL						
3	JANUARY	1415M06	TUITION FOR LEADERSHIP INS	81410	01/15/2015 \$	629.00
231-000-31200-5540		TRAVEL CONVENTION & EDUCATION				
VENDOR: RAPPAHANNOCK REGIONAL						
1	JANUARY	1415M06	TUITION FOR LEADERSHIP INS	81410	01/15/2015 \$	629.00
2	JANUARY	1415M06	TUITION FOR LEADERSHIP INS	81410	01/15/2015 \$	629.00-
Total for 231-000-31200-5540						\$ 0.00
231-000-31200-6011		UNIFORM AND WEARING APPAREL				
VENDOR: ASP INC						
1	JANUARY	0311771-IN	TACTICAL INSTRUCT EQUIP	81451	01/30/2015 \$	454.03
231-101-22100-5230		TELECOMMUNICATIONS				
VENDOR: AT&T MOBILITY						
11	JANUARY	X01012015	COMMONWEALTH'S ATTORNEY	81355	01/15/2015 \$	189.20
12	JANUARY	X01012015	COMMONWEALTH'S ATTORNEY	81355	01/15/2015 \$	189.20-
Total for 231-101-22100-5230						\$ 0.00
231-128-31200-6001		MATERIALS AND SUPPLIES				
VENDOR: BB&T FINANCIAL, FSB						
1	JANUARY	1877-01/09/2015	MARTINS	81460	01/30/2015 \$	432.58
VENDOR: SHERIFF, PETTY CASH						
12	JANUARY	01082015	POINTSETTIAS	81419	01/15/2015 \$	32.00
13	JANUARY	01082015	COSTCO	81419	01/15/2015 \$	46.13
14	JANUARY	01082015	RETIREMENT PARTY MEAL	81419	01/15/2015 \$	13.00
Total for 231-128-31200-6001						\$ 523.71
235-000-82700-3100		PROFESSIONAL SERVICES				
VENDOR: HALL, MCNAHAN, ENGLE, MAHAN & MITCHELL						
1	JANUARY	HALL01062015	LEGAL SERVICES DECEMBER 20	7086	01/15/2015 \$	3,022.50
VENDOR: GLORIA MARCONI ILLUSTRATION & DESIGN						
1	JANUARY	10232014	PRODUCTION OF FALL 2014	81396	01/15/2015 \$	425.00
1	JANUARY	12082014	DESIGN AND PRODUCTION APPE	81396	01/15/2015 \$	200.00
VENDOR: ROBIN COUCH CARDILLO						
1	JANUARY	CEA 14-128-004	END OF YR MAILING/DATABASE	7114	01/15/2015 \$	960.00
1	JANUARY	CEA 15-128-001	END OF YEAR APPEAL MAILING	7190	01/30/2015 \$	880.00
Total for 235-000-82700-3100						\$ 5,487.50
301-610-94300-3000		PURCHASED SERVICES				
VENDOR: ROXANNE ERSKINE						
1	JANUARY	GRANT15832-1	SEPTIC PUMPOUT REIMBURSEME	81379	01/15/2015 \$	130.00
301-800-94261-8112		CONSTRUCTION REPLACEMENT				
VENDOR: FROGALE LUMBER SUPPLY						
1	JANUARY	316548	FIBERGLASS	81383	01/15/2015 \$	387.88
301-800-94300-3000		PURCHASED SERVICES				

CLARKE COUNTY
 VENDOR PAYMENTS VOUCHER REPORT BY ACCOUNT CODE AND VENDOR ID
 Executed By: gilleya

PAGE: 2
 TIME: 15:14:28
 DATE: 02/05/2015

VOUCH#	Fis Month	Invoice ID	DESCRIPTION	CK/EFT #	CK/EFT Date	Amount
=====						
VENDOR:	DOWNSTREAM PROJECT					
1	JANUARY	105	NEWSLETTER DESIGN/PRODUCTI	81376	01/15/2015 \$	1,349.24
301-800-94315-3120 Reassessment						
VENDOR:	WAMPLER-EANES APPRAISAL GROUP LTD.					
1	JANUARY	004-16	COUNTY PROPERTY REASSESSME	7207	01/30/2015 \$	22,626.00
301-800-94318-3140 ENGINEERING & ARCHITECTURAL						
VENDOR:	CHESTER ENGINEERS					
1	JANUARY	49582	SHERIFF RENOVATION	7144	01/30/2015 \$	7,998.00
301-800-94318-8112 CONSTRUCTION REPLACEMENT						
VENDOR:	GCA					
1	JANUARY	642875	CONSTRUCTION CLEAN UP	7161	01/30/2015 \$	483.76
VENDOR:	W W GRAINGER, INC					
1	JANUARY	9640641198	SIGN	81487	01/30/2015 \$	73.10
Total for 301-800-94318-8112						\$ 556.86
301-800-94322-8103 COMMUNICATION EQUIPMENT						
VENDOR:	VOICE PRINT INTERNATIONAL					
1	JANUARY	14-06073S	COMMUNICATIONS EQUIPMENT	81442	01/15/2015 \$	23,044.00
301-800-94338-3000 Purchased Services						
VENDOR:	TYLER TECHNOLOGIES					
1	JANUARY	045-122898	TRAINING NOVEMBER	7203	01/30/2015 \$	1,321.87
1	JANUARY	045-123041	CREDIT	7203	01/30/2015 \$	293.75-
1	JANUARY	045-123270	APPLICATION SERVICES 12/01	7203	01/30/2015 \$	14,876.38
1	JANUARY	045-124970	ACCOUNTING CONVERSION	7125	01/15/2015 \$	1,000.00
Total for 301-800-94338-3000						\$ 16,904.50
301-800-94338-6000 MATERIALS AND SUPPLIES						
VENDOR:	TYLER BUSINESS FORMS					
1	JANUARY	175220	CHECK STOCK AP	81433	01/15/2015 \$	37.11
4	JANUARY	175220	OVERALL SHIPPING	81433	01/15/2015 \$	7.64
Total for 301-800-94338-6000						\$ 44.75
301-800-94338-8207 EDP EQUIPMENT ADDITIONS						
VENDOR:	BB&T FINANCIAL, FSB					
1	JANUARY	163-01/09/2015	PRINTER/CARTRIDGE	81460	01/30/2015 \$	815.17
401-800-67155-9100 DEBT SERVICE						
VENDOR:	PROJECT ID C-515274-02A					
1	JANUARY	9713	LOAN	7128	01/15/2015 \$	94,000.00
TOTAL DEFINITION TYPE 0 :						\$ 174,950.64
TOTAL EXPENDITURES :						\$ 174,950.64
TOTAL for FISCAL YEAR 2015 :						\$ 174,950.64
=====						
TOTAL PAYMENTS :						\$ 174,950.64

CLARKE COUNTY
 VENDOR PAYMENTS VOUCHER REPORT BY ACCOUNT CODE AND VENDOR ID
 Executed By: gilleya

PAGE: 1
 TIME: 15:15:56
 DATE: 02/05/2015

VOUCH#	Fis Month	Invoice ID	DESCRIPTION	CK/EFT #	CK/EFT Date	Amount
=====						
Fiscal Year: 2015						
EXPENDITURES						
DEFINITION TYPE 0						
607-000-12510-3320 MAINTENANCE SERVICE CONTRACT						
VENDOR: RICOH USA INC						
1	JANUARY	5033838343	09/25-12/24	81411	01/15/2015 \$	236.73
607-000-12530-4300 CENTRAL PURCHASING/STORE						
VENDOR: INDEPENDENT STATIONERS						
1	JANUARY	IN-000490677	MARKER/BINDERS/ERASERS/FIL	7168	01/30/2015 \$	400.19
VENDOR: KURTZ BROTHERS						
1	JANUARY	10993.00	PAPER CLAMP/FILE/FOLDER/BI	81489	01/30/2015 \$	325.84
VENDOR: QUILL CORPORATION						
1	JANUARY	9455478	DRY ERASE MARKER/PENS	7185	01/30/2015 \$	99.05
VENDOR: SUPPLY ROOM COMPANIES, THE						
1	JANUARY	2230994-0	HI-LITER/MARKERS/PENS/SHAR	7197	01/30/2015 \$	477.41
Total for 607-000-12530-4300						\$ 1,302.49
607-000-12530-5210 POSTAL SERVICES						
VENDOR: PURCHASE POWER						
4	JANUARY	35438654-01/15	POSTAGE	81408	01/15/2015 \$	249.50
607-000-12530-5230 TELECOMMUNICATIONS						
VENDOR: TREASURER OF VIRGINIA						
14	JANUARY	T280816	NOVEMBER 2014	7154	01/30/2015 \$	11.81
VENDOR: VERIZON						
30	JANUARY	27268895-12/26	12/26-01/25	81440	01/15/2015 \$	93.76
Total for 607-000-12530-5230						\$ 105.57
711-000-96100-2600 UNEMPLOYMENT INSURANCE						
VENDOR: VIRGINIA EMPLOYMENT COMMISSION						
1	JANUARY	1890174-12/14	QUARTER ENDING 12/31/14	81530	01/30/2015 \$	2,691.00
1	JANUARY	2075260-12/14	QUARTER ENDING 12/31/14	81530	01/30/2015 \$	290.19
Total for 711-000-96100-2600						\$ 2,981.19
TOTAL DEFINITION TYPE 0 :						\$ 4,875.48
TOTAL EXPENDITURES :						\$ 4,875.48
TOTAL for FISCAL YEAR 2015 :						\$ 4,875.48
=====						
TOTAL PAYMENTS :						\$ 4,875.48

Government Capital Projects
January 31, 2015

Description	FY 14 Carryover	FY 15 Original Budget/ Revenue Estimate	FY15 Supplemental Budget	Inter-proj Adjusts	Cumulative Budget With Adjusts	Outstanding Encumbrance	Year-to Date Expenditure/ Revenue	Available Balance	Notes
General Government Capital Expenditure									
Sheriff's Equipment (fingerprinting, etc.)	13,468	4,000		-13,468	4,001		2,670	1,331	
HVAC Systems	18,773				18,773			18,773	
Auto Replacement		30,000			30,000		7,431	22,569	
Communications Equipment/Computers, MDTs, Laptops,	160,188	11,500		13,468	185,156		185,156	-	
Fencing - Ballfield & Pool	14,456	10,000			24,456			24,456	
Old Park Office Modifications	13,583	90,000			103,583		4,416	99,167	
Additional Parking	10,000				10,000			10,000	
Sheriff's Vehicles	4,943	74,000			78,943		76,920	2,023	
Motorola Portable Radios	50,000				50,000		49,608	392	
Public Safety Voice Logging Data Recorder		66,830			66,830		50,200	16,630	
Communications	-				-		2,000	(2,000)	
Emergency Medical Dispatch-Total Response System						57,454		(57,454)	grant requirement to order by 2/28/15
Sheriff's Mobile Radio System/Microwave System		70,000			70,000			70,000	
Park Expansion	10,000				10,000			10,000	
Economic Development	176,434				176,434			176,434	
Technology Improvements	56,018	137,500			193,518		75,091	118,427	
C-Spout Run Project	73,689				73,689		2,086	71,603	
Spout Run Cleanup (EPA Grant pjt)	316,620				316,620		10,500	306,120	
Real Property Assessment		200,000			200,000	130,100	58,451	11,450	
Ashphalt/Sidewalk		50,000			50,000			50,000	
Sheriff's Building Renovation	152,506	150,000	97,420		399,926	45,453	170,152	184,321	
Roofing	136,633				136,633			136,633	
Plan Updates	4,552				4,552		4,552	-	
General District Court Repairs	74,681				74,681		1,708	72,973	
General Renovations & Repairs		85,000			85,000		70,121	14,879	85K Painting
Carpeting (Includes Gen Dist Courthouse Seating)	4,933				4,933			4,933	tile at rec ctr, courthouse area, etc.
Landscaping	15,375				15,375			15,375	
Parks Westside Sitework/Parking	87,024				87,024	58,500	200	28,324	
Recreation Center Additions/Wall Crack	56,720				56,720		53,905	2,815	
Systems Integration	357,714				357,714	200,970	62,230	94,514	
Voting Equipment		62,000			62,000			62,000	
Total Expenditure	1,808,310	1,040,830	97,420	0	2,946,560	492,476	887,396	1,566,688	
			1,138,250						
Revenue									
Total Response System Grant (Emergency Med Dispatch)					-			-	
E-911 PSAP Grant - Public Safety Voice Data Recorder		66,830			66,830			66,830	
Federal Armor Grant (Bulletproof Vests)		1,500			1,500			1,500	
National Fish & Wildlife Foundation (C-Spout Run Pjt)	75,769				75,769		58,765	17,004	
Spout Run Cleanup (EPA Grant)	316,620				316,620			316,620	
Communications Equipment Grant (Vol. Fire Cos.)	80,094				80,094		80,094	0	
Total Revenue	472,483	68,330			540,813		138,859	401,954	
			68,330						
Capital Projects Fund Balance									
Economic Development	177,514				177,514			177,514	
Total Revenue and Fund Balance	649,997	68,330			718,327			579,468	
Total Expenditures less Revenue and Fund Balance	1,158,313				2,228,233			987,220	

Clarke Co. **Reconciliation of Appropriations** Year Ending June 30, 2015

02-Feb-15

Date	Total	General Fund	Soc Svcs Fund	CSA Fund	Sch Oper Fund	Food Serv Fund	GG Cap Fund	School Cap Fund	GG Debt Fund	School Debt Fund	Joint Fund	Conservation Easements	Unemploy. Fund
04/16/14 Appropriations Resolution: Total	39,932,445	8,984,882	1,338,165	607,000	21,447,660	782,343	1,040,830	852,179	420,700	3,867,648	551,038	15,000	25,000
<i>Adjustments:</i>													
06/17/14 Sheriff's Office Renovation							97,420						
06/17/14 Park Benches		1,010											
07/15/14 Moore and Dorsey Easements												273,124	
10/21/14 Historic Driving Brochure HPC		2,500											
10/21/14 Social Services Vehicle			25,700										
11/18/14 School Operating Carryover								349,353					
11/18/14 School Security Grant								67,223					
11/18/14 Parks Grounds Cypress Trees		1,695											
11/18/14 Clifton Road Fire Bills		2,138											
12/16/14 Pitta Conservation Easement												60,000	
12/16/14 Masters Conservation Easement												40,000	
Revised Appropriation	40,852,608	8,992,225	1,363,865	607,000	21,447,660	782,343	1,138,250	1,268,755	420,700	3,867,648	551,038	388,124	25,000
Change to Appropriation	920,163	7,343	25,700	0	0	0	97,420	416,576	0	0	0	373,124	0
Original Revenue Estimate	14,747,514	2,731,834	892,247	306,457	9,711,626	761,012	68,330	154,000		119,008	3,000	0	0
<i>Adjustments:</i>													
06/17/14 Park Benches (Parks Construction Fund)		1,010											
07/15/14 State and Federal Conservation Easement Grants												273,124	
11/18/14 School Security Grant								67,223					
12/16/14 Pitta Conservation Easement (CE Fund Balance)												30,000	
12/16/14 Masters Conservation Easement (CE Fund Balance)												20,000	
12/16/14 Pitta Conservation Easement (VDACS)												30,000	
12/16/14 Masters Conservation Easement (VDACS)												20,000	
Revised Revenue Estimate	15,188,871	2,732,844	892,247	306,457	9,711,626	761,012	68,330	221,223	0	119,008	3,000	373,124	0
Change to Revenue Estimate	441,357	1,010	0	0	0	0	0	67,223	0	0	0	373,124	0
Original Local Tax Funding	25,184,931	6,253,048	445,918	300,543	11,736,034	21,331	972,500	698,179	420,700	3,748,640	548,038	15,000	25,000
Revised Local Tax Funding	25,663,737	6,259,381	471,618	300,543	11,736,034	21,331	1,069,920	1,047,532	420,700	3,748,640	548,038	15,000	25,000
Change to Local Tax Funding	478,806	6,333	25,700	0	0	0	97,420	349,353	0	0	0	0	0

Italics = Proposed actions

Title: General Fund Balance

Source: Clarke County Joint Administrative Services

<u>Prior Titles</u>	<u>Prior</u>	<u>Current</u>	<u>Notes</u>
General Fund Balance Year End FY 13	15,574,543	15,574,543	
Expenditure FY 14	(28,099,645)	(28,099,645)	
Revenue FY 14	26,161,144	26,161,144	
General Fund Balance Year End FY 14	13,636,042	13,636,042	
<u>Designations</u>			
Liquidity Designation @ 12% of FY 15 Budgeted Operating Revenue	(\$3,188,575)	(\$3,188,575)	
Stabilization Designation @ 3% of FY 15 Budgeted Operating Revenue	(797,144)	(797,144)	
Continuing Local GF Appropriations for Capital Projects	(3,043,265)	(3,043,265)	
School Capital/Debt	(1,250,000)	(1,250,000)	
Government Construction/Debt	(600,578)	(600,578)	
Property Acquisition	(265,000)	(265,000)	
Conservation Easements from Government Savings	(153,462)	(153,462)	
Community Facilities	(\$156,000)	(\$156,000)	
Comprehensive Services Act Shortfall	(250,000)	(250,000)	
Parks Master Plan	(100,000)	(100,000)	
School Operating Carryover	(7,933)	(7,933)	Less \$349,353 proposed School carryover
Government Carryover Requests from Government Savings	(457,034)	(457,034)	Less \$129,453 for supplementals to date
Energy Efficiency	(50,000)	(50,000)	
Data and Communications Technology	(200,000)	(200,000)	
Recycling and Convenience Center	(444,183)	(444,183)	
Regional Jail Capital Needs	(100,000)	(100,000)	
Vehicle Replacements	(100,000)	(100,000)	
Voting Equipment Upgrades	(50,000)	(50,000)	
Landfill costs	(50,000)	(50,000)	
Pay and Classification Plan Implementation	(40,000)	(40,000)	
Leave Liability	(75,000)	(75,000)	
FY 15 Original Budget Surplus (Deficit)	(1,329,062)	(1,329,062)	
TOTAL Designations	(12,707,236)	(12,707,236)	
FY 15 Expenditure Supplemental	(920,163)	(920,163)	
FY 15 Revenue Supplemental	441,357	441,357	
Undesignated	450,000	450,000	

CLARKE COUNTY
 FD-PJT-FUNC-OBJ EXPENDITURES SUMMARY REPORT DEFINITION TYPE #0
 for Fiscal Year 2015 (2014-2015 Fiscal Year)
 Posted Only Figures
 Executed By: gilleya

Page: 1
 Date: 02/05/15
 Time: 15:05:59

Code	Description	Appropriations	Outstanding Encumbrances	Expenditures For JANUARY	Expenditures Year-to-Date	Available Balance	Percent Used
FD 100 GENERAL FUND							
PJT 000 NON-CATEGORICAL							
FUNC 11010 BOARD OF SUPERVISORS							
1300	SALARIES - PART TIME	\$ 13,800.00	\$ 5,750.00	\$ 1,150.00	\$ 8,056.35	\$ 6.35	100.05
2100	FICA	\$ 1,056.00	\$ 368.85	\$ 73.76	\$ 516.33	\$ 170.82	83.82
2300	HOSPITAL/MEDICAL PLANS	\$ 11,650.00	\$ 4,851.30	\$ 970.26	\$ 6,791.82	\$ 6.88	99.94
3100	PROFESSIONAL SERVICES	\$ 9,000.00	\$ 0.00	\$ 0.00	\$ 0.00	\$ 9,000.00	0.00
3600	ADVERTISING	\$ 5,600.00	\$ 0.00	\$ 314.60	\$ 1,826.10	\$ 3,773.90	32.61
5210	POSTAL SERVICES	\$ 300.00	\$ 0.00	\$ 135.36	\$ 169.07	\$ 130.93	56.36
5230	TELECOMMUNICATIONS	\$ 0.00	\$ 0.00	\$ 0.81	\$ 8.36	\$ 8.36	100.00
5307	PUBLIC OFFICIAL LIABILITY INS.	\$ 6,100.00	\$ 0.00	\$ 0.00	\$ 6,070.00	\$ 30.00	99.51
5540	TRAVEL CONVENTION & EDUCATION	\$ 3,000.00	\$ 0.00	\$ 40.00	\$ 4,665.19	\$ 1,665.19	155.51
5800	MISCELLANEOUS CHARGES	\$ 1,600.00	\$ 0.00	\$ 0.00	\$ 1,073.30	\$ 526.70	67.08
5810	DUES, SUBSCRIPTIONS & MEMBERSHIPS	\$ 5,200.00	\$ 0.00	\$ 0.00	\$ 4,852.79	\$ 347.21	93.32
6001	OFFICE SUPPLIES	\$ 500.00	\$ 0.00	\$ 0.00	\$ 35.55	\$ 464.45	7.11
11010	BOARD OF SUPERVISORS	\$ 57,806.00	\$ 10,970.15	\$ 2,684.79	\$ 34,064.86	\$ 12,770.99	77.91
FUNC 12110 COUNTY ADMINISTRATOR							
1100	SALARIES - REGULAR	\$ 215,195.00	\$ 93,161.75	\$ 18,632.34	\$ 130,426.44	\$ 8,393.19	103.90
2100	FICA	\$ 15,336.00	\$ 6,827.58	\$ 1,365.51	\$ 8,780.70	\$ 272.28	101.78
2210	VSRS - PLANS 1 AND 2	\$ 23,370.00	\$ 10,117.37	\$ 2,023.47	\$ 14,164.33	\$ 911.70	103.90
2300	HEALTH INSURANCE BENEFITS	\$ 20,929.00	\$ 8,715.65	\$ 1,743.13	\$ 12,201.91	\$ 11.44	99.95
2400	LIFE INSURANCE	\$ 2,841.00	\$ 1,108.63	\$ 221.72	\$ 1,595.13	\$ 137.24	95.17
2700	WORKER'S COMPENSATION	\$ 175.00	\$ 0.00	\$ 0.00	\$ 208.18	\$ 33.18	118.96
3100	PROFESSIONAL SERVICES	\$ 0.00	\$ 4,854.96	\$ 0.00	\$ 15,145.04	\$ 20,000.00	100.00
3320	MAINTENANCE SERVICE CONTRACT	\$ 500.00	\$ 643.07	\$ 115.46	\$ 216.93	\$ 360.00	172.00
3500	PRINTING AND BINDING	\$ 2,000.00	\$ 0.00	\$ 0.00	\$ 0.00	\$ 2,000.00	0.00
5210	POSTAL SERVICES	\$ 500.00	\$ 0.00	\$ 0.00	\$ 7.90	\$ 492.10	1.58
5230	TELECOMMUNICATIONS	\$ 1,000.00	\$ 268.93	\$ 61.10	\$ 474.52	\$ 256.55	74.34
5540	TRAVEL CONVENTION & EDUCATION	\$ 1,000.00	\$ 0.00	\$ 0.00	\$ 0.00	\$ 1,000.00	0.00
5810	DUES, SUBSCRIPTIONS & MEMBERSHIPS	\$ 1,000.00	\$ 0.00	\$ 0.00	\$ 537.93	\$ 462.07	53.79
6001	OFFICE SUPPLIES	\$ 1,000.00	\$ 0.00	\$ 24.08	\$ 244.48	\$ 755.52	24.45
6008	VEHICLE AND EQUIPMENT FUEL	\$ 1,200.00	\$ 0.00	\$ 50.22	\$ 389.03	\$ 810.97	32.42
6012	SUPPLIES - BOOKS AND SUBSCRIPTIO	\$ 1,350.00	\$ 0.00	\$ 0.00	\$ 0.00	\$ 1,350.00	0.00
12110	COUNTY ADMINISTRATOR	\$ 287,396.00	\$ 125,697.94	\$ 24,237.03	\$ 184,392.52	\$ 22,694.46	107.90
FUNC 12210 LEGAL SERVICES							
1100	SALARIES - REGULAR	\$ 32,649.00	\$ 0.00	\$ 0.00	\$ 0.00	\$ 32,649.00	0.00
2100	FICA	\$ 2,972.00	\$ 0.00	\$ 0.00	\$ 0.00	\$ 2,972.00	0.00
2700	WORKER'S COMPENSATION	\$ 30.00	\$ 0.00	\$ 0.00	\$ 0.00	\$ 30.00	0.00
3100	PROFESSIONAL SERVICES	\$ 30,000.00	\$ 0.00	\$ 1,122.00	\$ 18,429.00	\$ 11,571.00	61.43
6001	SUPPLIES	\$ 0.00	\$ 0.00	\$ 364.00	\$ 369.65	\$ 369.65	100.00
12210	LEGAL SERVICES	\$ 65,651.00	\$ 0.00	\$ 1,486.00	\$ 18,798.65	\$ 46,852.35	28.63
FUNC 12310 COMMISSIONER OF REVENUE							
1100	SALARIES - REGULAR	\$ 139,602.00	\$ 59,678.77	\$ 11,935.76	\$ 83,699.66	\$ 3,776.43	102.71
2100	FICA	\$ 10,680.00	\$ 4,229.07	\$ 845.81	\$ 5,899.95	\$ 550.98	94.84
2210	VSRS - PLANS 1 AND 2	\$ 15,161.00	\$ 6,481.12	\$ 1,296.22	\$ 9,072.06	\$ 392.18	102.59
2300	HEALTH INSURANCE BENEFITS	\$ 21,456.00	\$ 7,720.25	\$ 1,544.05	\$ 11,295.17	\$ 2,440.58	88.63
2400	LIFE INSURANCE	\$ 1,843.00	\$ 710.18	\$ 142.03	\$ 1,022.01	\$ 110.81	93.99
2700	WORKER'S COMPENSATION	\$ 115.00	\$ 0.00	\$ 0.00	\$ 133.02	\$ 18.02	115.67
3100	PROFESSIONAL SERVICES	\$ 100.00	\$ 0.00	\$ 0.00	\$ 517.95	\$ 417.95	517.95
3320	MAINTENANCE SERVICE CONTRACTS	\$ 500.00	\$ 106.46	\$ 0.00	\$ 213.54	\$ 180.00	64.00
3500	PRINTING AND BINDING	\$ 500.00	\$ 0.00	\$ 345.20	\$ 345.20	\$ 154.80	69.04
3600	ADVERTISING	\$ 250.00	\$ 0.00	\$ 0.00	\$ 0.00	\$ 250.00	0.00
4100	DATA PROCESSING	\$ 1,900.00	\$ 0.00	\$ 0.00	\$ 0.00	\$ 1,900.00	0.00
5210	POSTAL SERVICES	\$ 2,200.00	\$ 0.00	\$ 45.11	\$ 479.65	\$ 1,720.35	21.80
5230	TELECOMMUNICATIONS	\$ 600.00	\$ 0.00	\$ 8.72	\$ 70.84	\$ 529.16	11.81
5510	TRAVEL MILEAGE	\$ 500.00	\$ 0.00	\$ 0.00	\$ 422.80	\$ 77.20	84.56
5540	TRAVEL CONVENTION & EDUCATION	\$ 2,500.00	\$ 0.00	\$ 95.00	\$ 1,937.14	\$ 562.86	77.49

CLARKE COUNTY
 FD-PJT-FUNC-OBJ EXPENDITURES SUMMARY REPORT DEFINITION TYPE #0
 for Fiscal Year 2015 (2014-2015 Fiscal Year)
 Posted Only Figures
 Executed By: gilleya

Page: 2
 Date: 02/05/15
 Time: 15:05:59

Code	Description	Appropriations	Outstanding Encumbrances	Expenditures For JANUARY	Expenditures Year-to-Date	Available Balance	Percent Used
5810	DUES, SUBSCRIPTIONS & MEMBERSHIPS	\$ 800.00	\$ 0.00	\$ 60.00	\$ 395.00	\$ 405.00	49.38
6001	OFFICE SUPPLIES	\$ 1,100.00	\$ 0.00	\$ 22.80	\$ 699.83	\$ 400.17	63.62
6012	SUPPLIES - BOOKS AND SUBSCRIPTI	\$ 800.00	\$ 0.00	\$ 0.00	\$ 333.50	\$ 466.50	41.69
12310	COMMISSIONER OF REVENUE	\$ 200,607.00	\$ 78,925.85	\$ 16,340.70	\$ 116,537.32	\$ 5,143.83	97.44
3320	FUNC 12320 ASSESSOR MAINTENANCE SERVICE CONTRACT	\$ 3,500.00	\$ 0.00	\$ 0.00	\$ 3,500.00	\$ 0.00	100.00
1100	FUNC 12410 TREASURER SALARIES - REGULAR	\$ 169,404.00	\$ 72,215.28	\$ 14,443.05	\$ 101,264.49	\$ 4,075.77	102.41
2100	FICA	\$ 12,960.00	\$ 5,440.99	\$ 1,088.25	\$ 7,629.98	\$ 110.97	100.86
2210	VRSR - PLANS 1 AND 2	\$ 18,397.00	\$ 7,842.58	\$ 1,568.51	\$ 10,977.95	\$ 423.53	102.30
2300	HEALTH INSURANCE BENEFITS	\$ 17,476.00	\$ 7,276.95	\$ 1,455.39	\$ 10,187.73	\$ 11.32	99.94
2400	LIFE INSURANCE	\$ 2,236.00	\$ 859.36	\$ 171.87	\$ 1,236.80	\$ 139.84	93.75
2700	WORKER'S COMPENSATION	\$ 135.00	\$ 0.00	\$ 0.00	\$ 161.41	\$ 26.41	119.56
3100	PROFESSIONAL SERVICES	\$ 300.00	\$ 0.00	\$ 47.18	\$ 165.13	\$ 134.87	55.04
3180	CREDIT CARD MERCHANT FEES	\$ 600.00	\$ 0.00	\$ 0.00	\$ 1,472.42	\$ 872.42	245.40
3190	DMV STOP FEES	\$ 0.00	\$ 0.00	\$ 0.00	\$ 260.00	\$ 260.00	100.00
3320	MAINTENANCE SERVICE CONTRACT	\$ 200.00	\$ 106.45	\$ 0.00	\$ 213.55	\$ 120.00	160.00
3500	PRINTING AND BINDING	\$ 9,500.00	\$ 0.00	\$ 345.19	\$ 4,171.71	\$ 5,328.29	43.91
3600	ADVERTISING	\$ 2,000.00	\$ 0.00	\$ 0.00	\$ 0.00	\$ 2,000.00	0.00
5210	POSTAL SERVICES	\$ 20,000.00	\$ 0.00	\$ 374.56	\$ 9,191.54	\$ 10,808.46	45.96
5230	TELECOMMUNICATIONS	\$ 1,600.00	\$ 0.00	\$ 6.62	\$ 37.31	\$ 1,562.69	2.33
5510	TRAVEL MILEAGE	\$ 150.00	\$ 0.00	\$ 0.00	\$ 114.24	\$ 35.76	76.16
5540	TRAVEL CONVENTION & EDUCATION	\$ 1,600.00	\$ 0.00	\$ 0.00	\$ 805.20	\$ 794.80	50.32
5810	DUES, SUBSCRIPTIONS & MEMBERSHIPS	\$ 800.00	\$ 0.00	\$ 0.00	\$ 725.00	\$ 75.00	90.62
6001	OFFICE SUPPLIES	\$ 4,100.00	\$ 0.00	\$ 409.48	\$ 1,626.63	\$ 2,473.37	39.67
6022	SUPPLIES - DOG TAGS	\$ 750.00	\$ 0.00	\$ 0.00	\$ 707.41	\$ 42.59	94.32
12410	TREASURER	\$ 262,208.00	\$ 93,741.61	\$ 19,910.10	\$ 150,948.50	\$ 17,517.89	93.32
1100	FUNC 12510 DATA PROCESSING SALARIES - REGULAR	\$ 122,425.00	\$ 53,122.90	\$ 10,624.57	\$ 74,372.01	\$ 5,069.91	104.14
1300	SALARIES - PART TIME	\$ 0.00	\$ 0.00	\$ 0.00	\$ 1,112.40	\$ 1,112.40	100.00
2100	FICA	\$ 9,366.00	\$ 4,034.46	\$ 806.89	\$ 5,629.54	\$ 298.00	103.18
2210	VRSR - PLANS 1 AND 2	\$ 13,295.00	\$ 5,769.14	\$ 1,153.83	\$ 8,076.82	\$ 550.96	104.14
2300	HOSPITAL/MEDICAL PLANS	\$ 15,103.00	\$ 4,851.30	\$ 970.26	\$ 7,367.30	\$ 2,884.40	80.90
2400	LIFE INSURANCE	\$ 1,616.00	\$ 632.16	\$ 126.43	\$ 909.54	\$ 74.30	95.40
2700	WORKER'S COMPENSATION	\$ 110.00	\$ 0.00	\$ 0.00	\$ 119.44	\$ 9.44	108.58
3100	PROFESSIONAL SERVICES	\$ 2,000.00	\$ 850.00	\$ 310.00	\$ 3,528.43	\$ 2,378.43	218.92
3320	MAINTENANCE SERVICE CONTRACT	\$ 40,000.00	\$ 11,135.75	\$ 1,789.22	\$ 42,749.10	\$ 13,884.85	134.71
5210	POSTAL SERVICES	\$ 50.00	\$ 0.00	\$ 0.00	\$ 7.17	\$ 42.83	14.34
5230	TELECOMMUNICATIONS	\$ 30,000.00	\$ 5,132.93	\$ 3,070.17	\$ 14,738.41	\$ 10,128.66	66.24
5540	TRAVEL CONVENTION & EDUCATION	\$ 500.00	\$ 0.00	\$ 0.00	\$ 222.10	\$ 277.90	44.42
6001	OFFICE SUPPLIES	\$ 2,000.00	\$ 0.00	\$ 261.30	\$ 1,782.13	\$ 217.87	89.11
8207	BDP EQUIPMENT ADDITIONS	\$ 20,000.00	\$ 0.00	\$ 0.00	\$ 7,624.07	\$ 12,375.93	38.12
12510	DATA PROCESSING	\$ 256,465.00	\$ 85,528.64	\$ 19,112.67	\$ 168,238.46	\$ 2,697.90	98.95
1300	FUNC 13100 ELECTORAL BOARD AND OFFICIALS SALARIES - PART TIME	\$ 6,194.00	\$ 4,129.28	\$ 0.00	\$ 2,064.64	\$ 0.08	100.00
2100	FICA	\$ 474.00	\$ 315.89	\$ 0.00	\$ 157.93	\$ 0.18	99.96
3000	PURCHASED SERVICES	\$ 4,200.00	\$ 0.00	\$ 0.00	\$ 2,516.48	\$ 1,683.52	59.92
3160	BOARD MEMBER FEES	\$ 7,975.00	\$ 0.00	\$ 0.00	\$ 4,190.00	\$ 3,785.00	52.54
3320	MAINTENANCE SERVICE CONTRACT	\$ 5,000.00	\$ 0.00	\$ 0.00	\$ 0.00	\$ 5,000.00	0.00
3500	PRINTING AND BINDING	\$ 2,576.00	\$ 0.00	\$ 0.00	\$ 613.46	\$ 1,962.54	23.81
3600	ADVERTISING	\$ 340.00	\$ 0.00	\$ 0.00	\$ 115.60	\$ 224.40	34.00
5210	POSTAL SERVICES	\$ 1,500.00	\$ 0.00	\$ 117.64	\$ 1,621.96	\$ 121.96	108.13
5400	LEASES AND RENTALS	\$ 1,050.00	\$ 0.00	\$ 0.00	\$ 450.00	\$ 600.00	42.86
5510	TRAVEL MILEAGE	\$ 350.00	\$ 0.00	\$ 0.00	\$ 321.70	\$ 28.30	91.91
5540	TRAVEL CONVENTION & EDUCATION	\$ 900.00	\$ 0.00	\$ 0.00	\$ 921.58	\$ 21.58	102.40
5810	DUES, SUBSCRIPTIONS & MEMBERSHIPS	\$ 150.00	\$ 0.00	\$ 0.00	\$ 125.00	\$ 25.00	83.33
6000	MATERIAL AND SUPPLIES	\$ 1,670.00	\$ 0.00	\$ 0.00	\$ 604.44	\$ 1,065.56	36.19
13100	ELECTORAL BOARD AND OFFICIALS	\$ 32,379.00	\$ 4,445.17	\$ 117.64	\$ 13,702.79	\$ 14,231.04	56.05

CLARKE COUNTY
 FD-PJT-FUNC-OBJ EXPENDITURES SUMMARY REPORT DEFINITION TYPE #0
 for Fiscal Year 2015 (2014-2015 Fiscal Year)
 Posted Only Figures
 Executed By: gilleya

Page: 3
 Date: 02/05/15
 Time: 15:05:59

Code	Description	Appropriations	Outstanding Encumbrances	Expenditures For	JANUARY	Expenditures Year-to-Date	Available Balance	Percent Used
FUNC 13200 REGISTRAR								
1100	SALARIES - REGULAR	\$ 46,832.00	\$ 20,293.73	\$ 4,058.75	\$ 28,411.25	\$ 1,872.98	104.00	
1300	SALARIES - PART TIME	\$ 8,840.00	\$ 0.00	\$ 287.82	\$ 5,236.82	\$ 3,603.18	59.24	
2100	FICA	\$ 4,260.00	\$ 1,564.59	\$ 334.93	\$ 2,585.30	\$ 110.11	97.42	
2210	VSRS - PLANS 1 AND 2	\$ 5,086.00	\$ 2,203.90	\$ 440.78	\$ 3,085.46	\$ 203.36	104.00	
2300	HEALTH INSURANCE BENEFITS	\$ 0.00	\$ 0.00	\$ 0.00	\$ 3.14	\$ 3.14	100.00	
2400	LIFE INSURANCE	\$ 618.00	\$ 241.49	\$ 48.30	\$ 347.45	\$ 29.06	95.30	
2700	WORKER'S COMPENSATION	\$ 40.00	\$ 0.00	\$ 0.00	\$ 52.58	\$ 12.58	131.45	
3310	REPAIR & MAINTENANCE	\$ 200.00	\$ 0.00	\$ 0.00	\$ 0.00	\$ 200.00	0.00	
3320	MAINTENANCE & SERVICE CONTRACT	\$ 180.00	\$ 74.77	\$ 13.43	\$ 25.23	\$ 80.00	55.56	
5230	TELECOMMUNICATIONS	\$ 1,000.00	\$ 337.98	\$ 61.23	\$ 468.21	\$ 193.81	80.62	
5510	TRAVEL MILEAGE	\$ 250.00	\$ 0.00	\$ 0.00	\$ 110.26	\$ 139.74	44.10	
5540	TRAVEL CONVENTION & EDUCATION	\$ 1,470.00	\$ 0.00	\$ 279.89	\$ 472.10	\$ 997.90	32.12	
5810	DUES, SUBSCRIPTIONS & MEMBERSHIPS	\$ 150.00	\$ 0.00	\$ 140.00	\$ 140.00	\$ 10.00	93.33	
6001	OFFICE SUPPLIES	\$ 725.00	\$ 0.00	\$ 52.75	\$ 462.73	\$ 262.27	63.82	
13200	REGISTRAR	\$ 69,651.00	\$ 24,716.46	\$ 5,717.88	\$ 41,400.53	\$ 3,534.01	94.93	
FUNC 21100 CIRCUIT COURT								
3100	PURCHASED SERVICES	\$ 0.00	\$ 0.00	\$ 0.00	\$ 158.00	\$ 158.00	100.00	
5841	COMPENSATION OF JURORS	\$ 3,000.00	\$ 0.00	\$ 180.00	\$ 480.00	\$ 2,520.00	16.00	
5842	JURY COMMISSIONERS	\$ 180.00	\$ 0.00	\$ 0.00	\$ 120.00	\$ 60.00	66.67	
7001	SHARED COURT SERVICES	\$ 9,500.00	\$ 0.00	\$ 0.00	\$ 9,614.61	\$ 114.61	101.21	
21100	CIRCUIT COURT	\$ 12,680.00	\$ 0.00	\$ 180.00	\$ 10,372.61	\$ 2,307.39	81.80	
FUNC 21200 GENERAL DISTRICT COURT								
3000	PURCHASED SERVICES	\$ 0.00	\$ 0.00	\$ 59.00	\$ 59.00	\$ 59.00	100.00	
3150	LEGAL	\$ 0.00	\$ 0.00	\$ 150.00	\$ 150.00	\$ 150.00	100.00	
3320	MAINTENANCE SERVICE CONTRACT	\$ 0.00	\$ 208.62	\$ 0.00	\$ 91.38	\$ 300.00	100.00	
5210	POSTAL SERVICES	\$ 980.00	\$ 1,023.00	\$ 0.00	\$ 577.99	\$ 620.99	163.37	
5230	TELECOMMUNICATIONS	\$ 1,900.00	\$ 0.00	\$ 244.83	\$ 1,603.09	\$ 296.91	84.37	
6001	OFFICE SUPPLIES	\$ 500.00	\$ 0.00	\$ 133.70	\$ 178.70	\$ 321.30	35.74	
6012	SUPPLIES - BOOKS AND SUBSCRIPTI	\$ 600.00	\$ 0.00	\$ 0.00	\$ 138.40	\$ 461.60	23.07	
21200	GENERAL DISTRICT COURT	\$ 3,980.00	\$ 1,231.62	\$ 587.53	\$ 2,798.56	\$ 50.18	101.26	
FUNC 21300 MAGISTRATE								
5230	TELECOMMUNICATIONS	\$ 400.00	\$ 0.00	\$ 0.00	\$ 36.52	\$ 363.48	9.13	
FUNC 21500 JUVENILE & DOMESTIC RELATIONS OFFICE								
3100	PROFESSIONAL SERVICES	\$ 0.00	\$ 0.00	\$ 120.00	\$ 232.50	\$ 232.50	100.00	
3310	REPAIR & MAINTENANCE	\$ 1,200.00	\$ 0.00	\$ 0.00	\$ 0.00	\$ 1,200.00	0.00	
3320	MAINTENANCE SERVICE CONTRACT	\$ 1,221.00	\$ 196.64	\$ 209.68	\$ 403.36	\$ 621.00	49.14	
5210	POSTAL SERVICES	\$ 550.00	\$ 0.00	\$ 93.00	\$ 186.00	\$ 364.00	33.82	
5230	TELECOMMUNICATIONS	\$ 700.00	\$ 0.00	\$ 49.79	\$ 336.76	\$ 363.24	48.11	
5810	DUES, SUBSCRIPTIONS & MEMBERSHIPS	\$ 300.00	\$ 0.00	\$ 0.00	\$ 40.00	\$ 260.00	13.33	
6001	OFFICE SUPPLIES	\$ 2,000.00	\$ 0.00	\$ 0.00	\$ 682.50	\$ 1,317.50	34.12	
21500	JUVENILE & DOMESTIC RELATIONS OF	\$ 5,971.00	\$ 196.64	\$ 472.47	\$ 1,881.12	\$ 3,893.24	34.80	
FUNC 21600 CLERK OF THE CIRCUIT COURT								
1100	SALARIES - REGULAR	\$ 165,828.00	\$ 70,206.58	\$ 14,041.31	\$ 98,496.34	\$ 2,874.92	101.73	
2100	FICA	\$ 12,686.00	\$ 5,441.99	\$ 1,088.40	\$ 7,632.75	\$ 388.74	103.06	
2210	VSRS - PLANS 1 AND 2	\$ 18,009.00	\$ 7,624.42	\$ 1,524.90	\$ 10,672.18	\$ 287.60	101.60	
2300	HEALTH INSURANCE BENEFITS	\$ 11,650.00	\$ 4,851.30	\$ 970.26	\$ 6,791.82	\$ 6.88	99.94	
2400	LIFE INSURANCE	\$ 2,189.00	\$ 835.46	\$ 167.09	\$ 1,202.62	\$ 150.92	93.11	
2700	WORKER'S COMPENSATION	\$ 135.00	\$ 0.00	\$ 0.00	\$ 158.00	\$ 23.00	117.04	
3100	PROFESSIONAL SERVICES	\$ 3,000.00	\$ 0.00	\$ 0.00	\$ 0.00	\$ 3,000.00	0.00	
3320	MAINTENANCE SERVICE CONTRACT	\$ 12,000.00	\$ 331.37	\$ 294.03	\$ 828.63	\$ 10,840.00	9.67	
3500	PRINTING AND BINDING	\$ 1,000.00	\$ 0.00	\$ 525.00	\$ 525.00	\$ 475.00	52.50	
3510	MICROFILMING	\$ 7,000.00	\$ 0.00	\$ 841.66	\$ 3,008.72	\$ 3,991.28	42.98	
5210	POSTAL SERVICES	\$ 3,000.00	\$ 0.00	\$ 840.72	\$ 1,948.40	\$ 1,051.60	64.95	
5230	TELECOMMUNICATIONS	\$ 900.00	\$ 0.00	\$ 78.74	\$ 529.57	\$ 370.43	58.84	
6001	OFFICE SUPPLIES	\$ 6,500.00	\$ 0.00	\$ 975.55	\$ 3,359.18	\$ 3,140.82	51.68	
21600	CLERK OF THE CIRCUIT COURT	\$ 243,897.00	\$ 89,291.12	\$ 21,347.66	\$ 135,153.21	\$ 19,452.67	92.02	

CLARKE COUNTY
 FD-PJT-FUNC-OBJ EXPENDITURES SUMMARY REPORT DEFINITION TYPE #0
 for Fiscal Year 2015 (2014-2015 Fiscal Year)
 Posted Only Figures
 Executed By: gilleya

Page: 4
 Date: 02/05/15
 Time: 15:05:59

Code	Description	Appropriations	Outstanding Encumbrances	Expenditures For	JANUARY	Expenditures Year-to-Date	Available Balance	Percent Used
FUNC 21900 VICTIM/WITNESS PROGRAM								
1300	SALARIES - PART TIME	\$ 28,965.00	\$ 12,546.44	\$ 2,509.28	\$ 17,565.06	\$ 1,146.50	103.96	
2100	FICA	\$ 2,216.00	\$ 961.06	\$ 192.21	\$ 1,329.68	\$ 74.74	103.37	
2210	VSRS - PLANS 1 AND 2	\$ 3,146.00	\$ 1,362.54	\$ 272.51	\$ 1,907.54	\$ 124.08	103.94	
2300	Health Insurance	\$ 4,520.00	\$ 0.00	\$ 0.00	\$ 2,910.78	\$ 1,609.22	64.40	
2400	LIFE INSURANCE	\$ 382.00	\$ 149.30	\$ 38.48	\$ 276.83	\$ 44.13	111.55	
2700	WORKER'S COMPENSATION	\$ 35.00	\$ 0.00	\$ 0.00	\$ 35.57	\$ 0.57	101.63	
5230	TELECOMMUNICATIONS	\$ 0.00	\$ 0.00	\$ 10.72	\$ 72.89	\$ 72.89	100.00	
5540	TRAVEL CONVENTION & EDUCATION	\$ 600.00	\$ 0.00	\$ 0.00	\$ 0.00	\$ 600.00	0.00	
5810	DUES,SUBSCRIPTIONS & MEMBERSHIPS	\$ 75.00	\$ 0.00	\$ 0.00	\$ 0.00	\$ 75.00	0.00	
6001	OFFICE SUPPLIES	\$ 250.00	\$ 0.00	\$ 0.00	\$ 0.00	\$ 250.00	0.00	
21900	VICTIM/WITNESS PROGRAM	\$ 40,189.00	\$ 15,019.34	\$ 3,023.20	\$ 24,098.35	\$ 1,071.31	97.33	
FUNC 21930 BLUE RIDGE LEGAL SERVICES								
5699	CIVIC CONTRIBUTIONS	\$ 1,500.00	\$ 0.00	\$ 0.00	\$ 1,500.00	\$ 0.00	100.00	
FUNC 21940 REGIONAL COURT SERVICES								
5699	CIVIC CONTRIBUTIONS	\$ 4,494.00	\$ 0.00	\$ 0.00	\$ 4,494.00	\$ 0.00	100.00	
FUNC 22100 COMMONWEALTH'S ATTORNEY								
1100	SALARIES - REGULAR	\$ 188,735.00	\$ 80,209.94	\$ 16,041.98	\$ 112,554.25	\$ 4,029.19	102.13	
1300	SALARIES - PART TIME	\$ 12,300.00	\$ 0.00	\$ 1,161.84	\$ 8,113.28	\$ 4,186.72	65.96	
2100	FICA	\$ 15,034.00	\$ 6,990.77	\$ 1,489.03	\$ 10,049.54	\$ 2,006.31	113.35	
2210	VSRS - PLANS 1 AND 2	\$ 19,092.00	\$ 8,105.88	\$ 1,621.17	\$ 11,345.64	\$ 359.52	101.88	
2300	HEALTH INSURANCE BENEFITS	\$ 11,457.00	\$ 4,851.30	\$ 970.26	\$ 6,791.82	\$ 186.12	101.62	
2400	LIFE INSURANCE	\$ 2,321.00	\$ 888.21	\$ 177.65	\$ 1,278.63	\$ 154.16	93.36	
2700	WORKER'S COMPENSATION	\$ 165.00	\$ 0.00	\$ 0.00	\$ 195.78	\$ 30.78	118.65	
3320	MAINTENANCE SERVICE CONTRACT	\$ 750.00	\$ 86.48	\$ 95.85	\$ 296.92	\$ 366.60	51.12	
5210	POSTAL SERVICES	\$ 1,100.00	\$ 0.00	\$ 0.00	\$ 780.88	\$ 319.12	70.99	
5230	TELECOMMUNICATIONS	\$ 3,000.00	\$ 1,897.60	\$ 186.62	\$ 489.31	\$ 613.09	79.56	
5540	TRAVEL CONVENTION & EDUCATION	\$ 4,650.00	\$ 0.00	\$ 0.00	\$ 2,970.80	\$ 1,679.20	63.89	
5549	WITNESS TRAVEL EXPENDITURES	\$ 2,000.00	\$ 0.00	\$ 0.00	\$ 0.00	\$ 2,000.00	0.00	
5810	DUES,SUBSCRIPTIONS & MEMBERSHIPS	\$ 1,000.00	\$ 0.00	\$ 0.00	\$ 1,108.00	\$ 108.00	110.80	
6001	OFFICE SUPPLIES	\$ 1,800.00	\$ 0.00	\$ 280.15	\$ 1,124.43	\$ 675.57	62.47	
6012	SUPPLIES - BOOKS AND SUBSCRIPTI	\$ 1,000.00	\$ 0.00	\$ 0.00	\$ 78.25	\$ 921.75	7.83	
22100	COMMONWEALTH'S ATTORNEY	\$ 264,404.00	\$ 103,030.18	\$ 22,024.55	\$ 157,177.53	\$ 4,196.29	98.41	
FUNC 31200 SHERIFF								
1100	SALARIES - REGULAR	\$ 854,550.00	\$ 364,027.00	\$ 72,805.41	\$ 509,601.76	\$ 19,078.76	102.23	
1300	SALARIES - PART TIME	\$ 23,000.00	\$ 0.00	\$ 2,902.10	\$ 19,905.11	\$ 3,094.89	86.54	
2100	FICA	\$ 67,819.00	\$ 25,769.89	\$ 5,375.97	\$ 37,573.50	\$ 4,475.61	93.40	
2210	VSRS - PLANS 1 AND 2	\$ 110,813.00	\$ 39,533.37	\$ 7,906.63	\$ 55,316.76	\$ 15,962.87	85.59	
2300	HEALTH INSURANCE BENEFITS	\$ 139,357.00	\$ 47,885.90	\$ 9,577.18	\$ 67,065.40	\$ 24,405.70	82.49	
2400	LIFE INSURANCE	\$ 13,469.00	\$ 4,331.92	\$ 866.39	\$ 6,230.22	\$ 2,906.86	78.42	
2700	WORKER'S COMPENSATION	\$ 12,000.00	\$ 0.00	\$ 0.00	\$ 14,491.22	\$ 2,491.22	120.76	
2860	LINE OF DUTY BENEFITS	\$ 7,000.00	\$ 0.00	\$ 0.00	\$ 7,113.56	\$ 113.56	101.62	
3100	PROFESSIONAL SERVICES	\$ 7,000.00	\$ 0.00	\$ 376.55	\$ 1,247.42	\$ 5,752.58	17.82	
3310	REPAIR & MAINTENANCE	\$ 5,155.00	\$ 6,654.00	\$ 1,293.62	\$ 7,112.36	\$ 8,611.36	267.05	
3320	MAINTENANCE SERVICE CONTRACT	\$ 17,500.00	\$ 400.00	\$ 0.00	\$ 12,732.62	\$ 4,367.38	75.04	
3350	INSURED REPAIRS	\$ 500.00	\$ 0.00	\$ 0.00	\$ 0.00	\$ 500.00	0.00	
5210	POSTAL SERVICES	\$ 2,000.00	\$ 0.00	\$ 53.72	\$ 582.59	\$ 1,417.41	29.13	
5230	TELECOMMUNICATIONS	\$ 20,000.00	\$ 7,439.44	\$ 1,143.63	\$ 10,667.16	\$ 1,893.40	90.53	
5305	MOTOR VEHICLE INSURANCE	\$ 13,000.00	\$ 0.00	\$ 0.00	\$ 15,191.00	\$ 2,191.00	116.85	
5530	TRAVEL SUBSISTANCE & LODGING	\$ 8,500.00	\$ 0.00	\$ 471.03	\$ 1,968.12	\$ 6,531.88	23.15	
5540	TRAVEL CONVENTION & EDUCATION	\$ 4,500.00	\$ 1,149.00	\$ 0.00	\$ 1,228.00	\$ 2,123.00	52.82	
5800	MISCELLANEOUS CHARGES	\$ 1,500.00	\$ 0.00	\$ 21.00	\$ 86.00	\$ 1,414.00	5.73	
5810	DUES,SUBSCRIPTIONS & MEMBERSHIPS	\$ 2,700.00	\$ 0.00	\$ 190.00	\$ 2,131.00	\$ 569.00	78.93	
6001	OFFICE SUPPLIES	\$ 5,000.00	\$ 0.00	\$ 559.03	\$ 3,715.19	\$ 1,284.81	74.30	
6007	REPAIR AND MAINTENANCE SUPPLIES	\$ 40,915.00	\$ 5,495.87	\$ 1,144.52	\$ 9,186.75	\$ 26,232.38	35.89	
6008	VEHICLE AND EQUIPMENT FUEL	\$ 77,000.00	\$ 0.00	\$ 3,936.22	\$ 31,032.57	\$ 45,967.43	40.30	
6010	POLICE SUPPLIES	\$ 14,500.00	\$ 0.00	\$ 5,028.33	\$ 6,688.31	\$ 7,811.69	46.13	
6011	UNIFORM AND WEARING APPAREL	\$ 6,000.00	\$ 0.00	\$ 191.32	\$ 3,241.62	\$ 2,758.38	54.03	
6017	SUPPLIES - AMMUNITION	\$ 9,000.00	\$ 206.32	\$ 2,209.86	\$ 8,203.34	\$ 590.34	93.44	
6024	INSURED REPAIRS	\$ 8,930.00	\$ 0.00	\$ 1,104.20	\$ 1,454.20	\$ 7,475.80	16.28	

CLARKE COUNTY
 FD-PJT-FUNC-OBJ EXPENDITURES SUMMARY REPORT DEFINITION TYPE #0
 for Fiscal Year 2015 (2014-2015 Fiscal Year)
 Posted Only Figures
 Executed By: gilleya

Page: 5
 Date: 02/05/15
 Time: 15:05:59

Code	Description	Appropriations	Outstanding Encumbrances	Expenditures For JANUARY	Expenditures Year-to-Date	Available Balance	Percent Used
31200	SHERIFF	\$ 1,471,708.00	\$ 502,892.71	\$ 117,156.71	\$ 833,765.78	\$ 135,049.51	90.82
FUNC 31210 CRIMINAL JUSTICE TRAINING CENTER							
5699	CIVIC CONTRIBUTIONS	\$ 19,185.00	\$ 0.00	\$ 0.00	\$ 18,720.00	\$ 465.00	97.58
FUNC 31220 DRUG TASK FORCE							
5699	CIVIC CONTRIBUTIONS	\$ 12,500.00	\$ 0.00	\$ 2,784.02	\$ 5,460.79	\$ 7,039.21	43.69
FUNC 32100 FIRE, EMS AND EMERGENCY MGT							
1100	SALARIES - REGULAR	\$ 315,356.00	\$ 116,474.83	\$ 32,286.69	\$ 191,111.46	\$ 7,769.71	97.54
1300	SALARIES - PART TIME	\$ 102,000.00	\$ 0.00	\$ 9,478.99	\$ 61,324.80	\$ 40,675.20	60.12
2100	FICA	\$ 32,532.00	\$ 7,997.13	\$ 3,012.43	\$ 18,026.94	\$ 6,507.93	80.00
2210	VRSR - PLANS 1 AND 2	\$ 20,506.00	\$ 9,481.67	\$ 1,896.34	\$ 12,803.54	\$ 1,779.21	108.68
2220	VRSR - HYBRID PLAN	\$ 6,335.00	\$ 3,167.50	\$ 633.50	\$ 3,167.50	\$ 0.00	100.00
2300	HEALTH INSURANCE BENEFITS	\$ 35,952.00	\$ 14,976.85	\$ 2,995.33	\$ 20,967.31	\$ 7.84	99.98
2400	LIFE INSURANCE	\$ 3,191.00	\$ 1,386.05	\$ 277.21	\$ 1,792.45	\$ 12.50	99.61
2510	VLDP PLAN - HYBRID	\$ 344.00	\$ 172.08	\$ 34.42	\$ 172.10	\$ 0.18	100.05
2700	WORKER'S COMPENSATION	\$ 12,500.00	\$ 0.00	\$ 0.00	\$ 13,987.30	\$ 1,487.30	111.90
2860	LINE OF DUTY BENEFITS	\$ 2,500.00	\$ 0.00	\$ 0.00	\$ 2,510.58	\$ 10.58	100.42
3000	PROFESSIONAL SERVICES	\$ 81,296.00	\$ 0.00	\$ 0.00	\$ 0.00	\$ 81,296.00	0.00
5230	TELECOMMUNICATIONS	\$ 800.00	\$ 0.00	\$ 47.02	\$ 298.70	\$ 501.30	37.34
5540	TRAVEL CONVENTION & EDUCATION	\$ 100.00	\$ 0.00	\$ 0.00	\$ 0.00	\$ 100.00	0.00
6001	OFFICE SUPPLIES	\$ 400.00	\$ 0.00	\$ 157.00	\$ 510.27	\$ 110.27	127.57
6008	VEHICLE AND EQUIPMENT FUEL	\$ 1,500.00	\$ 0.00	\$ 45.58	\$ 396.67	\$ 1,103.33	26.44
6011	UNIFORM AND WEARING APPAREL	\$ 1,100.00	\$ 10,554.63	\$ 699.00	\$ 699.00	\$ 10,153.63	1023.06
8201	MACHINERY & EQUIPMENT	\$ 25,000.00	\$ 0.00	\$ 0.00	\$ 0.00	\$ 25,000.00	0.00
32100	FIRE, EMS AND EMERGENCY MGT	\$ 641,412.00	\$ 164,210.74	\$ 51,563.51	\$ 327,768.62	\$ 149,432.64	76.70
FUNC 32200 VOLUNTEER FIRE COMPANIES							
3000	PURCHASED SERVICES	\$ 9,638.00	\$ 0.00	\$ 0.00	\$ 0.00	\$ 9,638.00	0.00
3100	PROFESSIONAL SERVICES	\$ 0.00	\$ 0.00	\$ 0.00	\$ 2,137.50	\$ 2,137.50	100.00
5697	TWO FOR LIFE DISTRIBUTION	\$ 15,798.00	\$ 0.00	\$ 0.00	\$ 16,257.28	\$ 459.28	102.91
5698	FIRE PROGRAMS DISTRIBUTION	\$ 25,854.00	\$ 0.00	\$ 0.00	\$ 27,811.00	\$ 1,957.00	107.57
5699	CIVIC CONTRIBUTIONS	\$ 25,000.00	\$ 0.00	\$ 0.00	\$ 0.00	\$ 25,000.00	0.00
6040	SOFTWARE/ON-LINE CONTENT	\$ 0.00	\$ 0.00	\$ 0.00	\$ 7,500.00	\$ 7,500.00	100.00
32200	VOLUNTEER FIRE COMPANIES	\$ 76,290.00	\$ 0.00	\$ 0.00	\$ 53,705.78	\$ 22,584.22	70.40
FUNC 32201 BLUE RIDGE VOLUNTEER FIRE COMPANY							
2860	LINE OF DUTY BENEFITS	\$ 1,500.00	\$ 0.00	\$ 0.00	\$ 1,675.00	\$ 175.00	111.67
5699	CIVIC CONTRIBUTIONS	\$ 50,000.00	\$ 0.00	\$ 12,500.00	\$ 37,500.00	\$ 12,500.00	75.00
32201	BLUE RIDGE VOLUNTEER FIRE COMPAN	\$ 51,500.00	\$ 0.00	\$ 12,500.00	\$ 39,175.00	\$ 12,325.00	76.07
FUNC 32202 BOYCE VOLUNTEER FIRE COMPANY							
2860	LINE OF DUTY BENEFITS	\$ 2,500.00	\$ 0.00	\$ 0.00	\$ 2,176.86	\$ 323.14	87.07
5699	CIVIC CONTRIBUTIONS	\$ 50,000.00	\$ 0.00	\$ 0.00	\$ 25,000.00	\$ 25,000.00	50.00
32202	BOYCE VOLUNTEER FIRE COMPANY	\$ 52,500.00	\$ 0.00	\$ 0.00	\$ 27,176.86	\$ 25,323.14	51.77
FUNC 32203 ENDERS VOLUNTEER FIRE COMPANY							
2860	LINE OF DUTY BENEFITS	\$ 3,500.00	\$ 0.00	\$ 0.00	\$ 2,814.00	\$ 686.00	80.40
5699	CIVIC CONTRIBUTIONS	\$ 75,000.00	\$ 0.00	\$ 0.00	\$ 37,500.00	\$ 37,500.00	50.00
32203	ENDERS VOLUNTEER FIRE COMPANY	\$ 78,500.00	\$ 0.00	\$ 0.00	\$ 40,314.00	\$ 38,186.00	51.36
FUNC 32300 LORD FAIRFAX EMERGENCY MEDICAL							
5699	CIVIC CONTRIBUTIONS	\$ 5,422.00	\$ 0.00	\$ 0.00	\$ 5,422.00	\$ 0.00	100.00
FUNC 32400 FORESTRY SERVICE							
5699	CIVIC CONTRIBUTIONS	\$ 2,712.00	\$ 0.00	\$ 0.00	\$ 2,711.52	\$ 0.48	99.98
FUNC 33100 REGIONAL JAIL							
7000	JOINT OPERATIONS	\$ 562,301.00	\$ 0.00	\$ 0.00	\$ 420,579.11	\$ 141,721.89	74.80

CLARKE COUNTY
 FD-PJT-FUNC-OBJ EXPENDITURES SUMMARY REPORT DEFINITION TYPE #0
 for Fiscal Year 2015 (2014-2015 Fiscal Year)
 Posted Only Figures
 Executed By: gilleya

Page: 6
 Date: 02/05/15
 Time: 15:05:59

Code	Description	Appropriations	Outstanding Encumbrances	Expenditures For JANUARY	Expenditures Year-to-Date	Available Balance	Percent Used
FUNC 33200 JUVENILE DETENTION							
3840	PURCHASED SERVICES - DETENTION C	\$ 38,854.00	\$ 0.00	\$ 0.00	\$ 9,769.25	\$ 29,084.75	25.14
7000	JOINT OPERATIONS	\$ 0.00	\$ 0.00	\$ 9,769.25	\$ 9,769.25	\$ 9,769.25	100.00
33200	JUVENILE DETENTION	\$ 38,854.00	\$ 0.00	\$ 9,769.25	\$ 19,538.50	\$ 19,315.50	50.29
FUNC 33300 PROBATION OFFICE							
5210	POSTAL SERVICES	\$ 125.00	\$ 0.00	\$ 0.00	\$ 0.00	\$ 125.00	0.00
5230	TELECOMMUNICATIONS	\$ 500.00	\$ 0.00	\$ 8.23	\$ 47.63	\$ 452.37	9.53
6001	OFFICE SUPPLIES	\$ 300.00	\$ 0.00	\$ 0.00	\$ 70.52	\$ 229.48	23.51
33300	PROBATION OFFICE	\$ 925.00	\$ 0.00	\$ 8.23	\$ 118.15	\$ 806.85	12.77
FUNC 34100 BUILDING INSPECTIONS							
1100	SALARIES - REGULAR	\$ 98,455.00	\$ 37,931.29	\$ 7,586.26	\$ 51,554.72	\$ 8,968.99	90.89
1300	SALARIES - PART TIME	\$ 0.00	\$ 0.00	\$ 0.00	\$ 944.72	\$ 944.72	100.00
2100	FICA	\$ 7,532.00	\$ 2,644.24	\$ 528.85	\$ 3,623.12	\$ 1,264.64	83.21
2210	VSRS - PLANS 1 AND 2	\$ 10,692.00	\$ 4,119.34	\$ 823.87	\$ 5,598.86	\$ 973.80	90.89
2300	HEALTH INSURANCE BENEFITS	\$ 12,706.00	\$ 6,290.00	\$ 1,258.00	\$ 8,850.33	\$ 2,434.33	119.16
2400	LIFE INSURANCE	\$ 1,300.00	\$ 451.38	\$ 90.28	\$ 630.46	\$ 218.16	83.22
2700	WORKER'S COMPENSATION	\$ 1,050.00	\$ 0.00	\$ 0.00	\$ 1,389.19	\$ 339.19	132.30
3320	MAINTENANCE SERVICE CONTRACT	\$ 1,900.00	\$ 276.25	\$ 0.00	\$ 183.75	\$ 1,440.00	24.21
3500	PRINTING AND BINDING	\$ 600.00	\$ 0.00	\$ 0.00	\$ 36.50	\$ 563.50	6.08
5210	POSTAL SERVICES	\$ 150.00	\$ 0.00	\$ 1.19	\$ 5.18	\$ 144.82	3.45
5230	TELECOMMUNICATIONS	\$ 900.00	\$ 299.00	\$ 76.47	\$ 624.10	\$ 23.10	102.57
5540	TRAVEL CONVENTION & EDUCATION	\$ 400.00	\$ 0.00	\$ 0.00	\$ 2,334.24	\$ 1,934.24	583.56
5800	MISCELLANEOUS	\$ 6,195.00	\$ 0.00	\$ 0.00	\$ 17,561.93	\$ 11,366.93	283.49
5810	DUES, SUBSCRIPTIONS & MEMBERSHIPS	\$ 400.00	\$ 0.00	\$ 0.00	\$ 0.00	\$ 400.00	0.00
6001	OFFICE SUPPLIES	\$ 500.00	\$ 0.00	\$ 1.00	\$ 80.50	\$ 419.50	16.10
6008	VEHICLE AND EQUIPMENT FUEL	\$ 2,500.00	\$ 0.00	\$ 107.16	\$ 863.76	\$ 1,636.24	34.55
6012	SUPPLIES - BOOKS AND SUBSCRIPTI	\$ 500.00	\$ 0.00	\$ 0.00	\$ 1,158.70	\$ 658.70	231.74
8202	FURNITURE & FIXTURES ADDITIONS	\$ 0.00	\$ 0.00	\$ 0.00	\$ 305.48	\$ 305.48	100.00
34100	BUILDING INSPECTIONS	\$ 145,780.00	\$ 52,011.50	\$ 10,473.08	\$ 95,745.54	\$ 1,977.04	101.36
FUNC 35100 ANIMAL CONTROL							
1100	SALARIES - REGULAR	\$ 35,845.00	\$ 24,973.52	\$ 4,994.70	\$ 27,420.40	\$ 16,548.92	146.17
1300	SALARIES - PART TIME	\$ 18,000.00	\$ 0.00	\$ 0.00	\$ 7,429.97	\$ 10,570.03	41.28
2100	FICA	\$ 4,120.00	\$ 1,678.17	\$ 335.74	\$ 2,373.60	\$ 68.23	98.34
2210	VSRS - PLANS 1 AND 2	\$ 3,893.00	\$ 1,801.99	\$ 360.40	\$ 2,522.81	\$ 431.80	111.09
2220	VSRS - HYBRID	\$ 0.00	\$ 910.13	\$ 190.40	\$ 372.43	\$ 1,282.56	100.00
2300	HEALTH INSURANCE BENEFITS	\$ 6,353.00	\$ 5,072.95	\$ 1,014.59	\$ 4,676.48	\$ 3,396.43	153.46
2400	LIFE INSURANCE	\$ 473.00	\$ 297.18	\$ 59.44	\$ 323.53	\$ 147.71	131.23
2510	VLDP PLAN - HYBRID	\$ 0.00	\$ 49.44	\$ 9.89	\$ 19.78	\$ 69.22	100.00
2700	WORKER'S COMPENSATION	\$ 600.00	\$ 0.00	\$ 0.00	\$ 777.80	\$ 177.80	129.63
3100	PROFESSIONAL SERVICES	\$ 12,000.00	\$ 0.00	\$ 532.55	\$ 4,868.94	\$ 7,131.06	40.57
3320	MAINTENANCE SERVICE CONTRACT	\$ 0.00	\$ 37.21	\$ 19.25	\$ 37.79	\$ 75.00	100.00
3500	PRINTING AND BINDING	\$ 400.00	\$ 0.00	\$ 174.43	\$ 174.43	\$ 225.57	43.61
5210	POSTAL SERVICES	\$ 50.00	\$ 0.00	\$ 0.00	\$ 0.00	\$ 50.00	0.00
5230	TELECOMMUNICATIONS	\$ 1,350.00	\$ 67.85	\$ 52.32	\$ 350.33	\$ 931.82	30.98
5510	TRAVEL MILEAGE	\$ 450.00	\$ 0.00	\$ 0.00	\$ 0.00	\$ 450.00	0.00
5540	TRAVEL CONVENTION & EDUCATION	\$ 700.00	\$ 0.00	\$ 0.00	\$ 0.00	\$ 700.00	0.00
5810	DUES, SUBSCRIPTIONS & MEMBERSHIPS	\$ 100.00	\$ 0.00	\$ 0.00	\$ 0.00	\$ 100.00	0.00
6001	OFFICE SUPPLIES	\$ 100.00	\$ 0.00	\$ 3.85	\$ 16.15	\$ 83.85	16.15
6004	MEDICAL AND LABORATORY SUPPLIES	\$ 3,000.00	\$ 0.00	\$ 0.00	\$ 1,207.06	\$ 1,792.94	40.24
6008	VEHICLE AND EQUIPMENT FUEL	\$ 1,750.00	\$ 0.00	\$ 108.73	\$ 726.57	\$ 1,023.43	41.52
6011	UNIFORM AND WEARING APPAREL	\$ 400.00	\$ 0.00	\$ 0.00	\$ 0.00	\$ 400.00	0.00
6014	OTHER OPERATING SUPPLIES	\$ 4,500.00	\$ 0.00	\$ 1,292.66	\$ 2,142.27	\$ 2,357.73	47.61
35100	ANIMAL CONTROL	\$ 94,084.00	\$ 34,888.44	\$ 9,148.95	\$ 55,440.34	\$ 3,755.22	96.01
FUNC 35300 MEDICAL EXAMINER & INDIGENT BURIAL							
3100	PROFESSIONAL SERVICES	\$ 1,000.00	\$ 0.00	\$ 0.00	\$ 100.00	\$ 900.00	10.00
FUNC 35600 COMMUNICATIONS							
1100	SALARIES - REGULAR	\$ 372,438.00	\$ 160,240.79	\$ 32,694.73	\$ 225,422.16	\$ 13,224.95	103.55
2100	FICA	\$ 27,806.00	\$ 11,996.97	\$ 2,448.83	\$ 16,897.62	\$ 1,088.59	103.91

CLARKE COUNTY
 FD-PJT-FUNC-OBJ EXPENDITURES SUMMARY REPORT DEFINITION TYPE #0
 for Fiscal Year 2015 (2014-2015 Fiscal Year)
 Posted Only Figures
 Executed By: gilleya

Page: 7
 Date: 02/05/15
 Time: 15:05:59

Code	Description	Appropriations	Outstanding Encumbrances	Expenditures For JANUARY	Expenditures Year-to-Date	Available Balance	Percent Used
2210	VSRS - PLANS 1 AND 2	\$ 22,438.00	\$ 14,928.51	\$ 2,985.71	\$ 20,900.10	\$ 13,390.61	159.68
2220	VSRS - HYBRID PLAN	\$ 0.00	\$ 2,473.64	\$ 494.73	\$ 3,215.70	\$ 5,689.34	100.00
2300	Health Insurance Benefits	\$ 29,654.00	\$ 21,830.85	\$ 4,366.17	\$ 30,078.06	\$ 22,254.91	175.05
2400	Life Insurance	\$ 2,727.00	\$ 1,906.85	\$ 381.39	\$ 2,713.88	\$ 1,893.73	169.44
2510	VLDP PLAN - HYBRID	\$ 0.00	\$ 134.38	\$ 26.88	\$ 174.72	\$ 309.10	100.00
2700	WORKER'S COMPENSATION	\$ 175.00	\$ 0.00	\$ 0.00	\$ 196.80	\$ 21.80	112.46
3000	PURCHASED SERVICES	\$ 200.00	\$ 0.00	\$ 0.00	\$ 23.98	\$ 176.02	11.99
3320	MAINTENANCE SERVICE CONTRACT	\$ 104,443.00	\$ 13,294.83	\$ 0.00	\$ 77,263.61	\$ 13,884.56	86.71
5230	TELECOMMUNICATIONS	\$ 25,250.00	\$ 384.95	\$ 3,735.56	\$ 16,605.82	\$ 8,259.23	67.29
5420	RENTAL OF BUILDINGS/TOWERS	\$ 27,500.00	\$ 10,350.00	\$ 2,070.00	\$ 17,164.37	\$ 14.37	100.05
5540	TRAVEL CONVENTION & EDUCATION	\$ 3,000.00	\$ 0.00	\$ 60.00	\$ 60.00	\$ 2,940.00	2.00
5810	DUES,SUBSCRIPTIONS & MEMBERSHIPS	\$ 300.00	\$ 0.00	\$ 230.00	\$ 230.00	\$ 70.00	76.67
6001	OFFICE SUPPLIES	\$ 1,800.00	\$ 0.00	\$ 236.87	\$ 636.08	\$ 1,163.92	35.34
6011	UNIFORM AND WEARING APPAREL	\$ 1,400.00	\$ 0.00	\$ 105.11	\$ 350.06	\$ 1,049.94	25.00
6014	OTHER OPERATING SUPPLIES	\$ 500.00	\$ 0.00	\$ 0.00	\$ 101.99	\$ 398.01	20.40
6032	EDUCATIONAL/TRAINING MATERIALS	\$ 0.00	\$ 0.00	\$ 0.00	\$ 269.95	\$ 269.95	100.00
35600	COMMUNICATIONS	\$ 619,631.00	\$ 237,541.77	\$ 49,835.98	\$ 412,304.90	\$ 30,215.67	104.88
3840	FUNC 42400 REFUSE DISPOSAL PURCHASED SERVICES	\$ 168,000.00	\$ 0.00	\$ 16,782.15	\$ 53,559.81	\$ 114,440.19	31.88
3000	FUNC 42600 LITTER CONTROL PROGRAM PURCHASED SERVICES	\$ 0.00	\$ 1,388.00	\$ 150.00	\$ 1,692.00	\$ 3,080.00	100.00
6014	OTHER OPERATING SUPPLIES	\$ 6,171.00	\$ 0.00	\$ 0.00	\$ 0.00	\$ 6,171.00	0.00
42600	LITTER CONTROL PROGRAM	\$ 6,171.00	\$ 1,388.00	\$ 150.00	\$ 1,692.00	\$ 3,091.00	49.91
3840	FUNC 42700 SANITATION PURCHASED SERVICES	\$ 27,000.00	\$ 0.00	\$ 2,454.20	\$ 14,725.20	\$ 12,274.80	54.54
5699	CIVIC CONTRIBUTIONS	\$ 45,000.00	\$ 0.00	\$ 0.00	\$ 45,000.00	\$ 0.00	100.00
42700	SANITATION	\$ 72,000.00	\$ 0.00	\$ 2,454.20	\$ 59,725.20	\$ 12,274.80	82.95
1100	FUNC 43200 GENERAL PROPERTY MAINTENANCE SALARIES - REGULAR	\$ 140,846.00	\$ 59,029.07	\$ 11,976.44	\$ 80,364.36	\$ 1,452.57	98.97
2100	FICA	\$ 10,774.00	\$ 4,196.09	\$ 852.14	\$ 5,762.09	\$ 815.82	92.43
2210	VSRS - PLANS 1 AND 2	\$ 15,128.00	\$ 5,413.24	\$ 1,097.34	\$ 7,753.89	\$ 1,960.87	87.04
2220	VSRS - HYBRID PLAN	\$ 0.00	\$ 941.56	\$ 188.31	\$ 977.52	\$ 1,919.08	100.00
2300	HEALTH INSURANCE BENEFITS	\$ 21,309.00	\$ 8,226.85	\$ 1,660.90	\$ 10,491.83	\$ 2,590.32	87.84
2400	LIFE INSURANCE	\$ 1,860.00	\$ 702.45	\$ 142.52	\$ 977.33	\$ 180.22	90.31
2510	VLDP PLAN - HYBRID	\$ 0.00	\$ 51.15	\$ 10.23	\$ 56.05	\$ 107.20	100.00
2700	WORKER'S COMPENSATION	\$ 3,500.00	\$ 0.00	\$ 0.00	\$ 4,211.49	\$ 711.49	120.33
3100	PROFESSIONAL SERVICES	\$ 9,500.00	\$ 0.00	\$ 0.00	\$ 0.00	\$ 9,500.00	0.00
3310	REPAIR & MAINTENANCE	\$ 8,100.00	\$ 0.00	\$ 875.00	\$ 3,816.50	\$ 4,283.50	47.12
3320	MAINTENANCE SERVICE CONTRACT	\$ 88,800.00	\$ 1,752.62	\$ 958.54	\$ 51,724.97	\$ 35,322.41	60.22
3340	CUSTODIAL SERVICE CONTRACTS	\$ 0.00	\$ 18,299.93	\$ 3,660.01	\$ 25,620.07	\$ 43,920.00	100.00
3600	ADVERTISING	\$ 750.00	\$ 0.00	\$ 0.00	\$ 0.00	\$ 750.00	0.00
5130	WATER & SEWER SERVICES	\$ 0.00	\$ 0.00	\$ 34.90	\$ 233.50	\$ 233.50	100.00
5230	TELECOMMUNICATIONS	\$ 3,900.00	\$ 687.12	\$ 159.83	\$ 1,222.98	\$ 1,989.90	48.98
5301	BOILER INSURANCE	\$ 2,000.00	\$ 0.00	\$ 0.00	\$ 3,586.00	\$ 1,586.00	179.30
5302	FIRE INSURANCE	\$ 19,500.00	\$ 0.00	\$ 0.00	\$ 19,899.00	\$ 399.00	102.05
5305	MOTOR VEHICLE INSURANCE	\$ 5,200.00	\$ 0.00	\$ 0.00	\$ 5,956.50	\$ 756.50	114.55
5308	GENERAL LIABILITY INSURANCE	\$ 8,500.00	\$ 0.00	\$ 0.00	\$ 8,707.00	\$ 207.00	102.44
5410	LEASE OF EQUIPMENT	\$ 1,500.00	\$ 0.00	\$ 0.00	\$ 0.00	\$ 1,500.00	0.00
5540	TRAVEL CONVENTION & EDUCATION	\$ 800.00	\$ 0.00	\$ 0.00	\$ 245.84	\$ 554.16	30.73
6003	SUPPLIES - AGRICULTURAL	\$ 750.00	\$ 0.00	\$ 0.00	\$ 0.00	\$ 750.00	0.00
6005	LAUNDRY, HOUSEKEEPING, & JANITOR	\$ 15,000.00	\$ 1,735.06	\$ 0.00	\$ 3,264.94	\$ 10,000.00	33.33
6007	REPAIR AND MAINTENANCE SUPPLIES	\$ 13,000.00	\$ 4,898.97	\$ 2,070.84	\$ 5,687.58	\$ 2,413.45	81.43
6008	VEHICLE AND EQUIPMENT FUEL	\$ 10,000.00	\$ 0.00	\$ 228.00	\$ 2,412.16	\$ 7,587.84	24.12
6009	VEHICLE AND EQUIPMENT SUPPLIES	\$ 5,700.00	\$ 0.00	\$ 3,404.17	\$ 6,031.95	\$ 331.95	105.82
6014	OTHER OPERATING SUPPLIES	\$ 650.00	\$ 0.00	\$ 90.48	\$ 129.72	\$ 520.28	19.96
8201	MACHINERY & EQUIPMENT	\$ 5,000.00	\$ 0.00	\$ 0.00	\$ 0.00	\$ 5,000.00	0.00
8202	FURNITURE & FIXTURES ADDITIONS	\$ 200.00	\$ 0.00	\$ 0.00	\$ 0.00	\$ 200.00	0.00
43200	GENERAL PROPERTY MAINTENANCE	\$ 392,267.00	\$ 105,934.11	\$ 27,409.65	\$ 249,133.27	\$ 37,199.62	90.52

CLARKE COUNTY
 FD-PJT-FUNC-OBJ EXPENDITURES SUMMARY REPORT DEFINITION TYPE #0
 for Fiscal Year 2015 (2014-2015 Fiscal Year)
 Posted Only Figures
 Executed By: gilleya

Page: 8
 Date: 02/05/15
 Time: 15:05:59

Code	Description	Appropriations	Outstanding Encumbrances	Expenditures For JANUARY	Expenditures Year-to-Date	Available Balance	Percent Used
FUNC 43202 101 CHALMERS COURT							
3100	PROFESSIONAL SERVICES	\$ 0.00	\$ 0.00	\$ 150.48	\$ 2,732.15	\$ 2,732.15	100.00
3310	REPAIR & MAINTENANCE	\$ 16,000.00	\$ 344.85	\$ 369.93	\$ 3,369.14	\$ 12,286.01	23.21
3320	MAINTENANCE SERVICE CONTRACTS	\$ 34,000.00	\$ 470.75	\$ 0.00	\$ 4,667.88	\$ 28,861.37	15.11
3340	CUSTODIAL SERVICE CONTRACTS	\$ 0.00	\$ 11,661.99	\$ 2,332.38	\$ 16,326.66	\$ 27,988.65	100.00
5110	ELECTRICAL SERVICES	\$ 28,000.00	\$ 0.00	\$ 2,649.90	\$ 13,721.97	\$ 14,278.03	49.01
5120	HEATING SERVICES	\$ 3,600.00	\$ 0.00	\$ 1,590.77	\$ 2,625.17	\$ 974.83	72.92
5130	WATER & SEWER SERVICES	\$ 2,275.00	\$ 0.00	\$ 78.38	\$ 501.62	\$ 1,773.38	22.05
5410	LEASE OF EQUIPMENT	\$ 0.00	\$ 0.00	\$ 0.00	\$ 351.12	\$ 351.12	100.00
6000	MATERIALS AND SUPPLIES	\$ 0.00	\$ 0.00	\$ 0.00	\$ 58.30	\$ 58.30	100.00
6007	REPAIR AND MAINT SUPPLIES	\$ 3,800.00	\$ 0.00	\$ 0.00	\$ 471.73	\$ 3,328.27	12.41
43202	101 CHALMERS COURT	\$ 87,675.00	\$ 12,477.59	\$ 7,171.84	\$ 44,825.74	\$ 30,371.67	65.36
FUNC 43205 129 RAMSBURG LN MAINTENANCE DEPT							
3310	REPAIR & MAINTENANCE	\$ 9,000.00	\$ 0.00	\$ 0.00	\$ 198.00	\$ 8,802.00	2.20
3320	MAINTENANCE SERVICE CONTRACTS	\$ 300.00	\$ 0.00	\$ 0.00	\$ 104.50	\$ 195.50	34.83
5110	ELECTRICAL SERVICES	\$ 2,550.00	\$ 0.00	\$ 244.77	\$ 1,532.87	\$ 1,017.13	60.11
5120	HEATING SERVICES	\$ 3,340.00	\$ 0.00	\$ 17.00	\$ 927.65	\$ 2,412.35	27.77
5130	WATER & SEWER SERVICES	\$ 140.00	\$ 0.00	\$ 0.00	\$ 85.00	\$ 55.00	60.71
43205	129 RAMSBURG LN MAINTENANCE DEPT	\$ 15,330.00	\$ 0.00	\$ 261.77	\$ 2,848.02	\$ 12,481.98	18.58
FUNC 43206 100 N CHRUCH ST/RADIO TOWER							
3310	REPAIR & MAINTENANCE	\$ 6,560.00	\$ 0.00	\$ 240.00	\$ 1,155.52	\$ 5,404.48	17.61
3320	MAINTENANCE SERVICE CONTRACTS	\$ 3,500.00	\$ 0.00	\$ 1,090.00	\$ 3,146.80	\$ 353.20	89.91
5110	ELECTRICAL SERVICES	\$ 10,500.00	\$ 0.00	\$ 985.73	\$ 5,344.94	\$ 5,155.06	50.90
5120	HEATING SERVICES	\$ 2,750.00	\$ 0.00	\$ 541.67	\$ 893.86	\$ 1,856.14	32.50
5130	WATER & SEWER SERVICES	\$ 4,230.00	\$ 0.00	\$ 418.00	\$ 1,765.60	\$ 2,464.40	41.74
6007	REPAIR AND MAINT SUPPLIES	\$ 500.00	\$ 0.00	\$ 38.75	\$ 411.66	\$ 88.34	82.33
43206	100 N CHRUCH ST/RADIO TOWER	\$ 28,040.00	\$ 0.00	\$ 3,314.15	\$ 12,718.38	\$ 15,321.62	45.36
FUNC 43207 102 N CHRUCH ST							
3310	REPAIR & MAINTENANCE	\$ 9,500.00	\$ 0.00	\$ 0.00	\$ 464.01	\$ 9,035.99	4.88
3320	MAINTENANCE SERVICE CONTRACTS	\$ 500.00	\$ 0.00	\$ 0.00	\$ 1,567.80	\$ 1,067.80	313.56
5110	ELECTRICAL SERVICES	\$ 23,400.00	\$ 0.00	\$ 3,140.32	\$ 12,924.54	\$ 10,475.46	55.23
6007	REPAIR AND MAINT SUPPLIES	\$ 1,500.00	\$ 0.00	\$ 0.00	\$ 28.37	\$ 1,471.63	1.89
43207	102 N CHRUCH ST	\$ 34,900.00	\$ 0.00	\$ 3,140.32	\$ 14,984.72	\$ 19,915.28	42.94
FUNC 43208 104 N CHURCH/106 N CHURCH ST							
3310	REPAIR & MAINTENANCE	\$ 8,500.00	\$ 0.00	\$ 385.50	\$ 1,926.81	\$ 6,573.19	22.67
3320	MAINTENANCE SERVICE CONTRACTS	\$ 1,900.00	\$ 0.00	\$ 0.00	\$ 1,719.80	\$ 180.20	90.52
5110	ELECTRICAL SERVICES	\$ 7,320.00	\$ 0.00	\$ 848.50	\$ 4,823.70	\$ 2,496.30	65.90
5120	HEATING SERVICES	\$ 3,800.00	\$ 0.00	\$ 1,011.28	\$ 1,105.67	\$ 2,694.33	29.10
5130	WATER & SEWER SERVICES	\$ 650.00	\$ 0.00	\$ 25.00	\$ 175.00	\$ 475.00	26.92
6007	REPAIR AND MAINT SUPPLIES	\$ 1,300.00	\$ 0.00	\$ 1.38	\$ 452.38	\$ 847.62	34.80
43208	104 N CHURCH/106 N CHURCH ST	\$ 23,470.00	\$ 0.00	\$ 2,271.66	\$ 10,203.36	\$ 13,266.64	43.47
FUNC 43209 225 RAMSBURG LANE ANIMAL SHELTER							
3310	PROFESSIONAL SERVICES	\$ 9,000.00	\$ 0.00	\$ 277.50	\$ 1,648.03	\$ 7,351.97	18.31
3320	MAINTENANCE SERVICE CONTRACTS	\$ 850.00	\$ 0.00	\$ 0.00	\$ 513.00	\$ 337.00	60.35
5110	ELECTRICAL SERVICES	\$ 4,750.00	\$ 0.00	\$ 333.72	\$ 3,156.22	\$ 1,593.78	66.45
5120	HEATING SERVICES	\$ 6,850.00	\$ 0.00	\$ 1,153.80	\$ 3,409.92	\$ 3,440.08	49.78
5130	WATER & SEWER SERVICES	\$ 500.00	\$ 0.00	\$ 0.00	\$ 0.00	\$ 500.00	0.00
6007	REPAIR AND MAINT SUPPLIES	\$ 2,000.00	\$ 0.00	\$ 0.00	\$ 15.99	\$ 1,984.01	0.80
43209	225 RAMSBURG LANE ANIMAL SHELTER	\$ 23,950.00	\$ 0.00	\$ 1,765.02	\$ 8,743.16	\$ 15,206.84	36.51
FUNC 43210 524 WESTWOOD RD							
3310	REPAIR & MAINTENANCE	\$ 1,400.00	\$ 0.00	\$ 0.00	\$ 881.64	\$ 518.36	62.97
3320	MAINTENANCE SERVICE CONTRACTS	\$ 400.00	\$ 0.00	\$ 0.00	\$ 190.00	\$ 210.00	47.50
5110	ELECTRICAL SERVICES	\$ 1,662.00	\$ 0.00	\$ 108.61	\$ 693.87	\$ 968.13	41.75
5120	HEATING SERVICES	\$ 1,800.00	\$ 0.00	\$ 403.57	\$ 644.73	\$ 1,155.27	35.82
6007	REPAIR AND MAINT SUPPLIES	\$ 300.00	\$ 0.00	\$ 0.00	\$ 13.99	\$ 286.01	4.66

CLARKE COUNTY
 FD-PJT-FUNC-OBJ EXPENDITURES SUMMARY REPORT DEFINITION TYPE #0
 for Fiscal Year 2015 (2014-2015 Fiscal Year)
 Posted Only Figures
 Executed By: gilleya

Page: 9
 Date: 02/05/15
 Time: 15:05:59

Code	Description	Appropriations	Outstanding Encumbrances	Expenditures For JANUARY	Expenditures Year-to-Date	Available Balance	Percent Used
43210	524 WESTWOOD RD	\$ 5,562.00	\$ 0.00	\$ 512.18	\$ 2,424.23	\$ 3,137.77	43.59
	FUNC 43211 225 AL SMITH CIR REC CENTER						
3310	REPAIR & MAINTENANCE	\$ 10,000.00	\$ 0.00	\$ 0.00	\$ 5,377.65	\$ 4,622.35	53.78
3320	MAINTENANCE SERVICE CONTRACTS	\$ 1,500.00	\$ 0.00	\$ 0.00	\$ 209.00	\$ 1,291.00	13.93
3340	CUSTODIAL SERVICE CONTRACTS	\$ 0.00	\$ 0.00	\$ 0.00	\$ 1,100.55	\$ 1,100.55	100.00
5110	ELECTRICAL SERVICES	\$ 20,900.00	\$ 0.00	\$ 1,754.68	\$ 12,682.90	\$ 8,217.10	60.68
5120	HEATING SERVICES	\$ 4,670.00	\$ 0.00	\$ 1,530.04	\$ 2,193.58	\$ 2,476.42	46.97
5130	WATER & SEWER SERVICES	\$ 2,115.00	\$ 0.00	\$ 0.00	\$ 748.00	\$ 1,367.00	35.37
6007	REPAIR AND MAINT SUPPLIES	\$ 3,200.00	\$ 0.00	\$ 7.95	\$ 308.19	\$ 2,891.81	9.63
43211	225 AL SMITH CIR REC CENTER	\$ 42,385.00	\$ 0.00	\$ 3,292.67	\$ 22,619.87	\$ 19,765.13	53.37
	FUNC 43212 225 AL SMITH CIR PARK OFFICE/GROUNDS						
3310	REPAIR & MAINTENANCE	\$ 7,500.00	\$ 1,695.00	\$ 0.00	\$ 3,768.30	\$ 2,036.70	72.84
5110	ELECTRICAL SERVICES	\$ 7,020.00	\$ 0.00	\$ 153.35	\$ 2,011.33	\$ 5,008.67	28.65
5120	HEATING SERVICES	\$ 0.00	\$ 0.00	\$ 71.00	\$ 71.00	\$ 71.00	100.00
5130	WATER & SEWER SERVICES	\$ 2,313.00	\$ 0.00	\$ 0.00	\$ 1,044.00	\$ 1,269.00	45.14
6007	REPAIR AND MAINT SUPPLIES	\$ 7,800.00	\$ 0.00	\$ 0.00	\$ 558.93	\$ 7,241.07	7.17
43212	225 AL SMITH CIR PARK OFFICE/GRO	\$ 24,633.00	\$ 1,695.00	\$ 224.35	\$ 7,453.56	\$ 15,484.44	37.14
	FUNC 43213 225 AL SMITH CIR POOL						
3310	REPAIR & MAINTENANCE	\$ 1,500.00	\$ 0.00	\$ 0.00	\$ 846.32	\$ 653.68	56.42
5110	ELECTRICAL SERVICES	\$ 4,410.00	\$ 0.00	\$ 77.29	\$ 3,482.03	\$ 927.97	78.96
5130	WATER & SEWER SERVICES	\$ 9,800.00	\$ 0.00	\$ 20.00	\$ 5,035.00	\$ 4,765.00	51.38
6007	REPAIR AND MAINT SUPPLIES	\$ 1,000.00	\$ 0.00	\$ 0.00	\$ 488.10	\$ 511.90	48.81
43213	225 AL SMITH CIR POOL	\$ 16,710.00	\$ 0.00	\$ 97.29	\$ 9,851.45	\$ 6,858.55	58.96
	FUNC 43214 225 AL SMITH CIR BASEBALL						
3310	REPAIR & MAINTENANCE	\$ 0.00	\$ 0.00	\$ 0.00	\$ 509.79	\$ 509.79	100.00
5110	ELECTRICAL SERVICES	\$ 1,420.00	\$ 0.00	\$ 38.01	\$ 637.25	\$ 782.75	44.88
6007	REPAIR AND MAINT SUPPLIES	\$ 10,000.00	\$ 0.00	\$ 0.00	\$ 1,608.32	\$ 8,391.68	16.08
43214	225 AL SMITH CIR BASEBALL	\$ 11,420.00	\$ 0.00	\$ 38.01	\$ 2,755.36	\$ 8,664.64	24.13
	FUNC 43215 225 AL SMITH CIR SOCCER						
3310	REPAIR & MAINTENANCE	\$ 750.00	\$ 0.00	\$ 0.00	\$ 682.24	\$ 67.76	90.97
5110	ELECTRICAL SERVICES	\$ 650.00	\$ 0.00	\$ 30.92	\$ 286.06	\$ 363.94	44.01
6007	REPAIR AND MAINT SUPPLIES	\$ 4,500.00	\$ 0.00	\$ 0.00	\$ 3,290.25	\$ 1,209.75	73.12
43215	225 AL SMITH CIR SOCCER	\$ 5,900.00	\$ 0.00	\$ 30.92	\$ 4,258.55	\$ 1,641.45	72.18
	FUNC 43232 32 E MAIN ST						
6007	REPAIR AND MAINT SUPPLIES	\$ 250.00	\$ 0.00	\$ 0.00	\$ 0.00	\$ 250.00	0.00
	FUNC 43236 36 E MAIN ST						
3310	REPAIR & MAINTENANCE	\$ 1,500.00	\$ 0.00	\$ 0.00	\$ 726.18	\$ 773.82	48.41
5130	WATER & SEWER SERVICES	\$ 525.00	\$ 0.00	\$ 0.00	\$ 0.00	\$ 525.00	0.00
6007	REPAIR AND MAINT SUPPLIES	\$ 250.00	\$ 0.00	\$ 108.00	\$ 110.29	\$ 139.71	44.12
43236	36 E MAIN ST	\$ 2,275.00	\$ 0.00	\$ 108.00	\$ 836.47	\$ 1,438.53	36.77
	FUNC 43237 311 E MAIN ST						
3310	REPAIR & MAINTENANCE	\$ 5,540.00	\$ 0.00	\$ 568.20	\$ 4,168.62	\$ 1,371.38	75.25
3320	MAINTENANCE SERVICE CONTRACTS	\$ 1,900.00	\$ 0.00	\$ 0.00	\$ 1,700.80	\$ 199.20	89.52
5110	ELECTRICAL SERVICES	\$ 8,250.00	\$ 0.00	\$ 919.58	\$ 3,374.82	\$ 4,875.18	40.91
5130	WATER & SEWER SERVICES	\$ 870.00	\$ 0.00	\$ 75.00	\$ 525.00	\$ 345.00	60.34
6007	REPAIR AND MAINT SUPPLIES	\$ 2,750.00	\$ 0.00	\$ 0.00	\$ 465.96	\$ 2,284.04	16.94
43237	311 E MAIN ST	\$ 19,310.00	\$ 0.00	\$ 1,562.78	\$ 10,235.20	\$ 9,074.80	53.00
	FUNC 51100 LOCAL HEALTH DEPARTMENT						
5610	CIVIC CONTRIBUTIONS	\$ 205,000.00	\$ 0.00	\$ 51,250.00	\$ 102,500.00	\$ 102,500.00	50.00

CLARKE COUNTY
 FD-PJT-FUNC-OBJ EXPENDITURES SUMMARY REPORT DEFINITION TYPE #0
 for Fiscal Year 2015 (2014-2015 Fiscal Year)
 Posted Only Figures
 Executed By: gilleya

Page: 10
 Date: 02/05/15
 Time: 15:05:59

Code	Description	Appropriations	Outstanding Encumbrances	Expenditures For JANUARY	Expenditures Year-to-Date	Available Balance	Percent Used
5699	FUNC 51200 OUR HEALTH CIVIC CONTRIBUTIONS	\$ 5,000.00	\$ 0.00	\$ 0.00	\$ 5,000.00	\$ 0.00	100.00
5620	FUNC 52500 NORTHWESTERN COMMUNITY SERVICES CIVIC CONTRIBUTIONS	\$ 85,000.00	\$ 0.00	\$ 21,250.00	\$ 63,750.00	\$ 21,250.00	75.00
5699	FUNC 52800 CONCERN HOTLINE CIVIC CONTRIBUTIONS	\$ 750.00	\$ 0.00	\$ 0.00	\$ 750.00	\$ 0.00	100.00
5699	FUNC 52900 NW WORKS CIVIC CONTRIBUTIONS	\$ 750.00	\$ 0.00	\$ 0.00	\$ 750.00	\$ 0.00	100.00
5699	FUNC 53230 SHENANDOAH AREA AGENCY ON AGING CIVIC CONTRIBUTIONS	\$ 40,000.00	\$ 0.00	\$ 0.00	\$ 20,000.00	\$ 20,000.00	50.00
5699	FUNC 53240 LOUDOUN TRANSIT SERVICE CIVIC CONTRIBUTIONS	\$ 19,302.00	\$ 0.00	\$ 4,825.50	\$ 14,476.50	\$ 4,825.50	75.00
5699	FUNC 53500 THE LAUREL CENTER (SHELTER FOR ABUSED WOMEN) CIVIC CONTRIBUTIONS	\$ 2,000.00	\$ 0.00	\$ 0.00	\$ 2,000.00	\$ 0.00	100.00
5699	FUNC 53600 ACCESS INDEPENDENCE CIVIC CONTRIBUTIONS	\$ 750.00	\$ 0.00	\$ 0.00	\$ 0.00	\$ 750.00	0.00
5699	FUNC 69100 LORD FAIRFAX COMMUNITY COLLEGE CIVIC CONTRIBUTIONS	\$ 17,534.00	\$ 0.00	\$ 0.00	\$ 8,767.00	\$ 8,767.00	50.00
1100	FUNC 71100 PARKS ADMINISTRATION SALARIES - REGULAR	\$ 232,243.00	\$ 101,149.58	\$ 20,229.92	\$ 141,609.42	\$ 10,516.00	104.53
1300	SALARIES - PART TIME	\$ 16,020.00	\$ 0.00	\$ 99.00	\$ 7,004.25	\$ 9,015.75	43.72
2100	FICA	\$ 19,316.00	\$ 6,821.93	\$ 1,371.97	\$ 10,085.18	\$ 2,408.89	87.53
2210	VSRS - PLANS 1 AND 2	\$ 25,222.00	\$ 10,984.84	\$ 2,196.97	\$ 15,378.74	\$ 1,141.58	104.53
2300	HEALTH INSURANCE BENEFITS	\$ 36,032.00	\$ 15,005.65	\$ 3,001.13	\$ 21,007.91	\$ 18.44	99.95
2400	LIFE INSURANCE	\$ 3,066.00	\$ 1,203.69	\$ 240.73	\$ 1,731.61	\$ 130.70	95.74
2700	WORKER'S COMPENSATION	\$ 6,750.00	\$ 0.00	\$ 0.00	\$ 9,870.02	\$ 3,120.02	146.22
3180	CREDIT CARD MERCHANT FEES	\$ 3,500.00	\$ 0.00	\$ 0.00	\$ 874.86	\$ 2,625.14	25.00
3300	PURCHASED SERVICES	\$ 0.00	\$ 0.00	\$ 0.00	\$ 53.54	\$ 53.54	100.00
3320	MAINTENANCE SERVICE CONTRACT	\$ 6,156.00	\$ 1,692.16	\$ 259.99	\$ 1,072.64	\$ 3,391.20	44.91
3500	PRINTING AND BINDING	\$ 1,000.00	\$ 0.00	\$ 0.00	\$ 39.88	\$ 960.12	3.99
3600	ADVERTISING	\$ 885.00	\$ 0.00	\$ 0.00	\$ 459.00	\$ 426.00	51.86
5210	POSTAL SERVICES	\$ 5,590.00	\$ 0.00	\$ 111.36	\$ 773.85	\$ 4,816.15	13.84
5230	TELECOMMUNICATIONS	\$ 2,000.00	\$ 0.00	\$ 70.74	\$ 445.21	\$ 1,554.79	22.26
5400	LEASES AND RENTALS	\$ 530.00	\$ 0.00	\$ 0.00	\$ 711.27	\$ 181.27	134.20
5540	TRAVEL CONVENTION & EDUCATION	\$ 2,274.00	\$ 0.00	\$ 203.86	\$ 986.72	\$ 1,287.28	43.39
5810	DUES, SUBSCRIPTIONS & MEMBERSHIPS	\$ 1,800.00	\$ 0.00	\$ 0.00	\$ 580.00	\$ 1,220.00	32.22
6001	OFFICE SUPPLIES	\$ 2,500.00	\$ 0.00	\$ 143.29	\$ 752.51	\$ 1,747.49	30.10
6003	SUPPLIES - AGRICULTURAL	\$ 2,495.00	\$ 0.00	\$ 0.00	\$ 0.00	\$ 2,495.00	0.00
6008	VEHICLE AND EQUIPMENT FUEL	\$ 1,400.00	\$ 0.00	\$ 28.12	\$ 365.05	\$ 1,034.95	26.07
6011	UNIFORM AND WEARING APPAREL	\$ 1,000.00	\$ 0.00	\$ 0.00	\$ 357.70	\$ 642.30	35.77
6013	SUPPLIES - EDUCATIONAL AND REC	\$ 1,010.00	\$ 0.00	\$ 0.00	\$ 1,043.65	\$ 33.65	103.33
6014	OTHER OPERATING SUPPLIES	\$ 1,856.00	\$ 0.00	\$ 109.00	\$ 1,097.29	\$ 758.71	59.12
71100	PARKS ADMINISTRATION	\$ 372,645.00	\$ 136,857.85	\$ 28,066.08	\$ 216,300.30	\$ 19,486.85	94.77
1100	FUNC 71310 CLARKE COUNTY RECREATION CENTER SALARIES - REGULAR	\$ 43,210.00	\$ 18,755.19	\$ 3,751.04	\$ 26,257.26	\$ 1,802.45	104.17
1300	SALARIES - PART TIME	\$ 29,300.00	\$ 0.00	\$ 2,448.28	\$ 14,999.16	\$ 14,300.84	51.19
2100	FICA	\$ 5,972.00	\$ 1,419.66	\$ 471.24	\$ 3,135.11	\$ 1,417.23	76.27
2210	VSRS - PLANS 1 AND 2	\$ 4,693.00	\$ 2,036.82	\$ 407.36	\$ 2,851.53	\$ 195.35	104.16
2300	HEALTH INSURANCE BENEFITS	\$ 5,825.00	\$ 2,425.65	\$ 485.13	\$ 3,395.91	\$ 3.44	99.94
2400	LIFE INSURANCE	\$ 570.00	\$ 223.18	\$ 44.64	\$ 321.10	\$ 25.72	95.49
2700	WORKER'S COMPENSATION	\$ 560.00	\$ 0.00	\$ 0.00	\$ 0.00	\$ 560.00	0.00
3600	ADVERTISING	\$ 200.00	\$ 0.00	\$ 0.00	\$ 0.00	\$ 200.00	0.00
5830	REFUNDS	\$ 200.00	\$ 0.00	\$ 25.00	\$ 311.00	\$ 111.00	155.50
6001	OFFICE SUPPLIES	\$ 250.00	\$ 0.00	\$ 0.00	\$ 0.00	\$ 250.00	0.00
6002	SUPPLIES - FOOD	\$ 1,300.00	\$ 0.00	\$ 87.35	\$ 102.19	\$ 1,197.81	7.86
6013	SUPPLIES - EDUCATIONAL AND REC	\$ 5,550.00	\$ 0.00	\$ 108.19	\$ 4,084.13	\$ 1,465.87	73.59

CLARKE COUNTY
 FD-PJT-FUNC-OBJ EXPENDITURES SUMMARY REPORT DEFINITION TYPE #0
 for Fiscal Year 2015 (2014-2015 Fiscal Year)
 Posted Only Figures
 Executed By: gilleya

Page: 11
 Date: 02/05/15
 Time: 15:05:59

Code	Description	Appropriations	Outstanding Encumbrances	Expenditures For JANUARY	Expenditures Year-to-Date	Available Balance	Percent Used
6014	OTHER OPERATING SUPPLIES	\$ 4,200.00	\$ 0.00	\$ 508.78	\$ 1,449.44	\$ 2,750.56	34.51
6015	MERCHANDISE FOR RESALE	\$ 5,000.00	\$ 0.00	\$ 29.90	\$ 274.41	\$ 4,725.59	5.49
71310	CLARKE COUNTY RECREATION CENTER	\$ 106,830.00	\$ 24,860.50	\$ 8,366.91	\$ 57,181.24	\$ 24,788.26	76.80
	FUNC 71320 SWIMMING POOL						
1300	SALARIES - PART TIME	\$ 60,251.00	\$ 0.00	\$ 0.00	\$ 40,172.73	\$ 20,078.27	66.68
2100	FICA	\$ 4,610.00	\$ 0.00	\$ 0.00	\$ 3,073.10	\$ 1,536.90	66.66
3100	PROFESSIONAL SERVICES	\$ 2,900.00	\$ 0.00	\$ 0.00	\$ 475.00	\$ 2,425.00	16.38
3600	ADVERTISING	\$ 79.00	\$ 0.00	\$ 0.00	\$ 0.00	\$ 79.00	0.00
5540	TRAVEL CONVENTION & EDUCATION	\$ 350.00	\$ 0.00	\$ 0.00	\$ 0.00	\$ 350.00	0.00
5810	DUES, SUBSCRIPTIONS & MEMBERSHIPS	\$ 1,725.00	\$ 0.00	\$ 0.00	\$ 950.00	\$ 775.00	55.07
5830	REFUNDS	\$ 500.00	\$ 0.00	\$ 0.00	\$ 28.00	\$ 472.00	5.60
6011	UNIFORM AND WEARING APPAREL	\$ 1,143.00	\$ 0.00	\$ 0.00	\$ 32.19	\$ 1,110.81	2.82
6013	SUPPLIES - EDUCATIONAL AND REC	\$ 1,700.00	\$ 0.00	\$ 0.00	\$ 79.82	\$ 1,620.18	4.70
6014	OTHER OPERATING SUPPLIES	\$ 1,700.00	\$ 0.00	\$ 0.00	\$ 392.63	\$ 1,307.37	23.10
6015	MERCHANDISE FOR RESALE	\$ 2,000.00	\$ 0.00	\$ 0.00	\$ 23.94	\$ 1,976.06	1.20
6026	POOL CHEMICALS	\$ 11,000.00	\$ 1,385.00	\$ 0.00	\$ 1,680.63	\$ 7,934.37	27.87
71320	SWIMMING POOL	\$ 87,958.00	\$ 1,385.00	\$ 0.00	\$ 46,908.04	\$ 39,664.96	54.90
	FUNC 71330 CONCESSION STAND						
1300	SALARIES - PART TIME	\$ 5,290.00	\$ 0.00	\$ 0.00	\$ 1,785.63	\$ 3,504.37	33.75
2100	FICA	\$ 513.00	\$ 0.00	\$ 0.00	\$ 136.58	\$ 376.42	26.62
6001	OFFICE SUPPLIES	\$ 100.00	\$ 0.00	\$ 0.00	\$ 0.00	\$ 100.00	0.00
6015	MERCHANDISE FOR RESALE	\$ 10,097.00	\$ 0.00	\$ 0.00	\$ 3,451.40	\$ 6,645.60	34.18
71330	CONCESSION STAND	\$ 16,000.00	\$ 0.00	\$ 0.00	\$ 5,373.61	\$ 10,626.39	33.59
	FUNC 71350 PROGRAMS						
1100	SALARIES - REGULAR	\$ 31,641.00	\$ 14,333.62	\$ 2,866.72	\$ 20,067.06	\$ 2,759.68	108.72
1300	SALARIES - PART TIME	\$ 94,500.00	\$ 0.00	\$ 3,079.01	\$ 49,159.43	\$ 45,340.57	52.02
2100	FICA	\$ 9,650.00	\$ 1,016.96	\$ 438.92	\$ 5,188.70	\$ 3,444.34	64.31
2210	VSRS - PLANS 1 AND 2	\$ 3,436.00	\$ 1,556.63	\$ 311.33	\$ 2,179.28	\$ 299.91	108.73
2300	HOSPITAL/MEDICAL PLANS	\$ 5,825.00	\$ 2,425.65	\$ 485.13	\$ 3,395.91	\$ 3.44	99.94
2400	LIFE INSURANCE	\$ 418.00	\$ 170.57	\$ 34.11	\$ 245.14	\$ 2.29	99.45
2700	WORKER'S COMPENSATION	\$ 750.00	\$ 0.00	\$ 0.00	\$ 0.00	\$ 750.00	0.00
3100	PROFESSIONAL SERVICES	\$ 56,000.00	\$ 46,335.64	\$ 2,924.78	\$ 28,659.98	\$ 18,995.62	133.92
3500	PRINTING AND BINDING	\$ 7,000.00	\$ 3,720.00	\$ 0.00	\$ 3,130.00	\$ 150.00	97.86
3600	ADVERTISING	\$ 1,700.00	\$ 0.00	\$ 0.00	\$ 786.30	\$ 913.70	46.25
5210	POSTAL SERVICES	\$ 100.00	\$ 0.00	\$ 0.00	\$ 0.00	\$ 100.00	0.00
5300	NSURANCE	\$ 0.00	\$ 0.00	\$ 0.00	\$ 185.00	\$ 185.00	100.00
5400	LEASES AND RENTALS	\$ 1,000.00	\$ 0.00	\$ 0.00	\$ 292.50	\$ 707.50	29.25
5540	TRAVEL CONVENTION & EDUCATION	\$ 500.00	\$ 0.00	\$ 40.00	\$ 40.00	\$ 460.00	8.00
5560	GROUP TRIPS	\$ 5,000.00	\$ 0.00	\$ 0.00	\$ 2,381.06	\$ 2,618.94	47.62
5810	DUES, SUBSCRIPTIONS & MEMBERSHIPS	\$ 500.00	\$ 0.00	\$ 7.00	\$ 207.00	\$ 293.00	41.40
5830	REFUNDS	\$ 7,500.00	\$ 0.00	\$ 198.00	\$ 1,502.00	\$ 5,998.00	20.03
6001	OFFICE SUPPLIES	\$ 100.00	\$ 0.00	\$ 0.00	\$ 0.00	\$ 100.00	0.00
6002	SUPPLIES - FOOD	\$ 7,000.00	\$ 0.00	\$ 27.95	\$ 2,173.44	\$ 4,826.56	31.05
6011	UNIFORM AND WEARING APPAREL	\$ 2,000.00	\$ 0.00	\$ 0.00	\$ 240.55	\$ 1,759.45	12.03
6013	SUPPLIES - EDUCATIONAL AND REC	\$ 6,500.00	\$ 0.00	\$ 40.67	\$ 3,444.13	\$ 3,055.87	52.99
6014	OTHER OPERATING SUPPLIES	\$ 2,000.00	\$ 0.00	\$ 175.17	\$ 400.54	\$ 1,599.46	20.03
6015	MERCHANDISE FOR RESALE	\$ 6,000.00	\$ 1,797.00	\$ 0.00	\$ 1,863.00	\$ 2,340.00	61.00
71350	PROGRAMS	\$ 249,120.00	\$ 71,356.07	\$ 10,628.79	\$ 125,541.02	\$ 52,222.91	79.04
	FUNC 72600 VIRGINIA COMMISSION FOR THE ARTS						
5699	CIVIC CONTRIBUTIONS	\$ 10,000.00	\$ 0.00	\$ 0.00	\$ 10,000.00	\$ 0.00	100.00
	FUNC 73200 REGIONAL LIBRARY						
5699	CIVIC CONTRIBUTIONS	\$ 185,000.00	\$ 0.00	\$ 46,250.00	\$ 138,750.00	\$ 46,250.00	75.00
	FUNC 81110 PLANNING ADMINISTRATION						
1100	SALARIES - REGULAR	\$ 229,603.00	\$ 128,123.39	\$ 22,602.77	\$ 141,909.54	\$ 40,429.93	117.61
2100	FICA	\$ 17,565.00	\$ 9,531.18	\$ 1,674.61	\$ 10,764.34	\$ 2,730.52	115.55
2210	VSRS - PLANS 1 AND 2	\$ 24,935.00	\$ 10,797.24	\$ 2,159.46	\$ 15,116.18	\$ 978.42	103.92
2220	VSRS - HYBRID	\$ 0.00	\$ 341.54	\$ 0.00	\$ 0.00	\$ 341.54	100.00

CLARKE COUNTY
 FD-PJT-FUNC-OBJ EXPENDITURES SUMMARY REPORT DEFINITION TYPE #0
 For Fiscal Year 2015 (2014-2015 Fiscal Year)
 Posted Only Figures
 Executed By: gilleya

Page: 12
 Date: 02/05/15
 Time: 15:05:59

Code	Description	Appropriations	Outstanding Encumbrances	Expenditures For JANUARY	Expenditures Year-to-Date	Available Balance	Percent Used
2300	HEALTH INSURANCE BENEFITS	\$ 20,388.00	\$ 8,489.75	\$ 2,470.83	\$ 12,658.59	\$ 760.34	103.73
2400	LIFE INSURANCE	\$ 3,031.00	\$ 1,183.13	\$ 236.62	\$ 1,702.32	\$ 145.55	95.20
2510	VLDP PLAN - HYBRID	\$ 0.00	\$ 169.34	\$ 0.00	\$ 0.00	\$ 169.34	100.00
2700	WORKER'S COMPENSATION	\$ 3,650.00	\$ 0.00	\$ 0.00	\$ 4,937.52	\$ 1,287.52	135.27
3100	PROFESSIONAL SERVICES	\$ 20,000.00	\$ 0.00	\$ 1,077.50	\$ 6,805.00	\$ 13,195.00	34.02
3140	ENGINEERING & ARCHITECTURAL	\$ 3,000.00	\$ 0.00	\$ 730.00	\$ 2,770.00	\$ 230.00	92.33
3320	MAINTENANCE SERVICE CONTRACT	\$ 700.00	\$ 433.70	\$ 77.87	\$ 146.30	\$ 120.00	82.86
3500	PRINTING AND BINDING	\$ 3,000.00	\$ 0.00	\$ 537.40	\$ 599.35	\$ 2,400.65	19.98
3600	ADVERTISING	\$ 2,000.00	\$ 0.00	\$ 0.00	\$ 1,836.04	\$ 163.96	91.80
5210	POSTAL SERVICES	\$ 1,500.00	\$ 0.00	\$ 111.19	\$ 532.32	\$ 967.68	35.49
5230	TELECOMMUNICATIONS	\$ 400.00	\$ 0.00	\$ 22.39	\$ 140.52	\$ 259.48	35.13
5510	TRAVEL MILEAGE	\$ 2,000.00	\$ 0.00	\$ 50.40	\$ 459.76	\$ 1,540.24	22.99
5540	TRAVEL CONVENTION & EDUCATION	\$ 1,500.00	\$ 0.00	\$ 0.00	\$ 12.00	\$ 1,488.00	0.80
5810	DUES, SUBSCRIPTIONS & MEMBERSHIPS	\$ 750.00	\$ 0.00	\$ 0.00	\$ 0.00	\$ 750.00	0.00
6001	OFFICE SUPPLIES	\$ 2,500.00	\$ 0.00	\$ 76.58	\$ 860.26	\$ 1,639.74	34.41
6012	SUPPLIES - BOOKS AND SUBSCRIPTI	\$ 1,000.00	\$ 0.00	\$ 53.00	\$ 53.00	\$ 947.00	5.30
81110	PLANNING ADMINISTRATION	\$ 337,522.00	\$ 159,069.27	\$ 31,880.62	\$ 201,303.04	\$ 22,850.31	106.77
5699	FUNC 81300 HELP WITH HOUSING CIVIC CONTRIBUTIONS	\$ 5,400.00	\$ 0.00	\$ 0.00	\$ 5,400.00	\$ 0.00	100.00
1300	FUNC 81400 BOARD OF ZONING APPEALS SALARIES - PART TIME	\$ 250.00	\$ 0.00	\$ 0.00	\$ 0.00	\$ 250.00	0.00
2100	FICA	\$ 20.00	\$ 0.00	\$ 0.00	\$ 0.00	\$ 20.00	0.00
3100	PROFESSIONAL SERVICES	\$ 2,000.00	\$ 0.00	\$ 0.00	\$ 0.00	\$ 2,000.00	0.00
3160	BOARD MEMBER FEES	\$ 500.00	\$ 0.00	\$ 0.00	\$ 100.00	\$ 400.00	20.00
3600	ADVERTISING	\$ 500.00	\$ 0.00	\$ 0.00	\$ 300.00	\$ 200.00	60.00
5210	POSTAL SERVICES	\$ 50.00	\$ 0.00	\$ 0.00	\$ 0.00	\$ 50.00	0.00
5810	DUES, SUBSCRIPTIONS & MEMBERSHIPS	\$ 150.00	\$ 0.00	\$ 0.00	\$ 0.00	\$ 150.00	0.00
81400	BOARD OF ZONING APPEALS	\$ 3,470.00	\$ 0.00	\$ 0.00	\$ 400.00	\$ 3,070.00	11.53
1100	FUNC 81510 OFFICE OF ECONOMIC DEVELOPMENT SALARIES - REGULAR	\$ 33,109.00	\$ 14,350.62	\$ 2,870.09	\$ 20,090.70	\$ 1,332.32	104.02
2100	FICA	\$ 2,533.00	\$ 1,111.00	\$ 222.19	\$ 1,554.40	\$ 132.40	105.23
2210	VRSR - PLANS 1 AND 2	\$ 3,596.00	\$ 1,558.48	\$ 311.69	\$ 2,181.82	\$ 144.30	104.01
2300	HOSPITAL/MEDICAL PLANS	\$ 2,913.00	\$ 1,212.86	\$ 242.56	\$ 1,697.92	\$ 2.22	99.92
2400	LIFE INSURANCE	\$ 437.00	\$ 170.78	\$ 34.15	\$ 245.69	\$ 20.53	95.30
3100	PROFESSIONAL SERVICES	\$ 61,600.00	\$ 0.00	\$ 0.00	\$ 850.00	\$ 60,750.00	1.38
3500	PRINTING AND BINDING	\$ 500.00	\$ 0.00	\$ 500.00	\$ 500.00	\$ 0.00	100.00
3600	ADVERTISING	\$ 0.00	\$ 0.00	\$ 25.00	\$ 25.00	\$ 25.00	100.00
5210	POSTAGE	\$ 100.00	\$ 0.00	\$ 0.00	\$ 0.00	\$ 100.00	0.00
5699	CIVIC CONTRIBUTIONS	\$ 750.00	\$ 0.00	\$ 0.00	\$ 0.00	\$ 750.00	0.00
6001	OFFICE SUPPLIES	\$ 400.00	\$ 0.00	\$ 0.00	\$ 0.00	\$ 400.00	0.00
81510	OFFICE OF ECONOMIC DEVELOPMENT	\$ 105,938.00	\$ 18,403.74	\$ 4,205.68	\$ 27,145.53	\$ 60,388.73	43.00
3100	FUNC 81520 BERRYVILLE DEVELOPMENT AUTHORITY PROFESSIONAL SERVICES	\$ 4,500.00	\$ 0.00	\$ 0.00	\$ 0.00	\$ 4,500.00	0.00
3160	BOARD MEMBER FEES	\$ 1,000.00	\$ 0.00	\$ 0.00	\$ 175.00	\$ 825.00	17.50
3600	ADVERTISING	\$ 500.00	\$ 0.00	\$ 0.00	\$ 0.00	\$ 500.00	0.00
5210	POSTAL SERVICES	\$ 100.00	\$ 0.00	\$ 0.00	\$ 0.00	\$ 100.00	0.00
81520	BERRYVILLE DEVELOPMENT AUTHORITY	\$ 6,100.00	\$ 0.00	\$ 0.00	\$ 175.00	\$ 5,925.00	2.87
5699	FUNC 81530 SMALL BUSINESS DEVELOPMENT CENTER CIVIC CONTRIBUTIONS	\$ 1,500.00	\$ 0.00	\$ 0.00	\$ 1,500.00	\$ 0.00	100.00
5699	FUNC 81540 BLANDY EXPERIMENTAL FARM CIVIC CONTRIBUTIONS	\$ 3,000.00	\$ 0.00	\$ 0.00	\$ 3,000.00	\$ 0.00	100.00
1300	FUNC 81600 PLANNING COMMISSION SALARIES - PART TIME	\$ 500.00	\$ 0.00	\$ 0.00	\$ 400.00	\$ 100.00	80.00
2100	FICA	\$ 39.00	\$ 0.00	\$ 0.00	\$ 30.59	\$ 8.41	78.44
3100	PROFESSIONAL SERVICES	\$ 8,000.00	\$ 0.00	\$ 0.00	\$ 207.50	\$ 7,792.50	2.59
3160	BOARD MEMBER FEES	\$ 10,000.00	\$ 0.00	\$ 450.00	\$ 4,150.00	\$ 5,850.00	41.50

CLARKE COUNTY
 FD-PJT-FUNC-OBJ EXPENDITURES SUMMARY REPORT DEFINITION TYPE #0
 for Fiscal Year 2015 (2014-2015 Fiscal Year)
 Posted Only Figures
 Executed By: gilleya

Page: 13
 Date: 02/05/15
 Time: 15:05:59

Code	Description	Appropriations	Outstanding Encumbrances	Expenditures For JANUARY	Expenditures Year-to-Date	Available Balance	Percent Used
3600	ADVERTISING	\$ 600.00	\$ 0.00	\$ 0.00	\$ 514.80	\$ 85.20	85.80
5210	POSTAL SERVICES	\$ 100.00	\$ 0.00	\$ 0.00	\$ 0.00	\$ 100.00	0.00
5540	TRAVEL CONVENTION & EDUCATION	\$ 500.00	\$ 0.00	\$ 0.00	\$ 0.00	\$ 500.00	0.00
5810	DUES, SUBSCRIPTIONS & MEMBERSHIPS	\$ 261.00	\$ 0.00	\$ 0.00	\$ 0.00	\$ 261.00	0.00
81600	PLANNING COMMISSION	\$ 20,000.00	\$ 0.00	\$ 450.00	\$ 5,302.89	\$ 14,697.11	26.51
	FUNC 81700 BOARD OF SEPTIC APPEALS						
1300	SALARIES - PART TIME	\$ 200.00	\$ 0.00	\$ 0.00	\$ 0.00	\$ 200.00	0.00
2100	FICA	\$ 16.00	\$ 0.00	\$ 0.00	\$ 0.00	\$ 16.00	0.00
3160	BOARD MEMBER FEES	\$ 200.00	\$ 0.00	\$ 0.00	\$ 150.00	\$ 50.00	75.00
3600	ADVERTISING	\$ 484.00	\$ 0.00	\$ 0.00	\$ 986.40	\$ 502.40	203.80
5210	POSTAL SERVICES	\$ 100.00	\$ 0.00	\$ 0.00	\$ 0.00	\$ 100.00	0.00
81700	BOARD OF SEPTIC APPEALS	\$ 1,000.00	\$ 0.00	\$ 0.00	\$ 1,136.40	\$ 136.40	113.64
	FUNC 81800 HISTORIC PRESERVATION COMMISSION						
3100	PROFESSIONAL SERVICES	\$ 29,850.00	\$ 0.00	\$ 7,376.20	\$ 11,576.20	\$ 18,273.80	38.78
3160	BOARD MEMBER FEES	\$ 1,000.00	\$ 0.00	\$ 100.00	\$ 325.00	\$ 675.00	32.50
3600	ADVERTISING	\$ 250.00	\$ 0.00	\$ 143.00	\$ 143.00	\$ 107.00	57.20
5210	POSTAL SERVICES	\$ 200.00	\$ 0.00	\$ 0.00	\$ 26.40	\$ 173.60	13.20
5540	TRAVEL CONVENTION & EDUCATION	\$ 350.00	\$ 0.00	\$ 473.46	\$ 473.46	\$ 123.46	135.27
81800	HISTORIC PRESERVATION COMMISSION	\$ 31,650.00	\$ 0.00	\$ 8,092.66	\$ 12,544.06	\$ 19,105.94	39.63
	FUNC 81910 NORTHERN SHENANDOAH VALLEY REGIONAL COMM						
5699	CIVIC CONTRIBUTIONS	\$ 5,776.00	\$ 0.00	\$ 0.00	\$ 5,776.22	\$ 0.22	100.00
	FUNC 81920 REGIONAL AIRPORT AUTHORITY						
5699	CIVIC CONTRIBUTIONS	\$ 2,500.00	\$ 0.00	\$ 0.00	\$ 1,250.00	\$ 1,250.00	50.00
	FUNC 82200 FRIENDS OF THE SHENANDOAH						
5699	CIVIC CONTRIBUTIONS	\$ 3,000.00	\$ 0.00	\$ 0.00	\$ 3,000.00	\$ 0.00	100.00
	FUNC 82210 WATER QUALITY MANAGEMENT						
3000	PURCHASED SERVICES	\$ 30,000.00	\$ 15,000.00	\$ 7,500.00	\$ 15,000.00	\$ 0.00	100.00
	FUNC 82400 LORD FAIRFAX SOIL AND WATER CONSERV						
5699	CIVIC CONTRIBUTIONS	\$ 5,000.00	\$ 0.00	\$ 0.00	\$ 5,000.00	\$ 0.00	100.00
	FUNC 82600 BIO-SOLIDS APPLICATION						
1300	SALARIES - PART TIME	\$ 12,228.00	\$ 0.00	\$ 0.00	\$ 6,077.00	\$ 6,151.00	49.70
2100	FICA	\$ 936.00	\$ 0.00	\$ 0.00	\$ 464.87	\$ 471.13	49.67
2700	WORKER'S COMPENSATION	\$ 150.00	\$ 0.00	\$ 0.00	\$ 137.33	\$ 12.67	91.55
3100	PROFESSIONAL SERVICES	\$ 400.00	\$ 0.00	\$ 0.00	\$ 0.00	\$ 400.00	0.00
5510	TRAVEL MILEAGE	\$ 2,047.00	\$ 0.00	\$ 0.00	\$ 1,476.16	\$ 570.84	72.11
82600	BIO-SOLIDS APPLICATION	\$ 15,761.00	\$ 0.00	\$ 0.00	\$ 8,155.36	\$ 7,605.64	51.74
	FUNC 83100 COOPERATIVE EXTENSION						
3100	PROFESSIONAL SERVICES	\$ 100.00	\$ 0.00	\$ 0.00	\$ 0.00	\$ 100.00	0.00
3320	MAINTENANCE SERVICE CONTRACTS	\$ 300.00	\$ 343.96	\$ 61.76	\$ 116.04	\$ 160.00	153.33
3841	VPI EXTENSION AGENT	\$ 37,036.00	\$ 0.00	\$ 0.00	\$ 7,664.23	\$ 29,371.77	20.69
5210	POSTAGE	\$ 64.00	\$ 0.00	\$ 153.11	\$ 279.18	\$ 215.18	436.22
5230	TELECOMMUNICATIONS	\$ 500.00	\$ 0.00	\$ 17.75	\$ 90.46	\$ 409.54	18.09
5810	DUES, SUBSCRIPTIONS & MEMBERSHIPS	\$ 0.00	\$ 0.00	\$ 0.00	\$ 130.00	\$ 130.00	100.00
6014	OTHER OPERATING SUPPLIES	\$ 2,000.00	\$ 0.00	\$ 364.60	\$ 757.42	\$ 1,242.58	37.87
83100	COOPERATIVE EXTENSION	\$ 40,000.00	\$ 343.96	\$ 597.22	\$ 9,037.33	\$ 30,618.71	23.45
	FUNC 83400 4-H CENTER						
5699	CIVIC CONTRIBUTIONS	\$ 2,300.00	\$ 0.00	\$ 0.00	\$ 2,300.00	\$ 0.00	100.00
	FUNC 91600 CONTINGENCIES						
1000	PERSONNEL	\$ 165,000.00	\$ 0.00	\$ 0.00	\$ 0.00	\$ 165,000.00	0.00
3140	ENGINEERING & ARCHITECTURAL	\$ 12,150.00	\$ 0.00	\$ 0.00	\$ 0.00	\$ 12,150.00	0.00
3150	LEGAL	\$ 20,000.00	\$ 0.00	\$ 0.00	\$ 0.00	\$ 20,000.00	0.00

CLARKE COUNTY
 FD-PJT-FUNC-OBJ EXPENDITURES SUMMARY REPORT DEFINITION TYPE #0
 for Fiscal Year 2015 (2014-2015 Fiscal Year)
 Posted Only Figures
 Executed By: gilleya

Page: 14
 Date: 02/05/15
 Time: 15:05:59

Code	Description	Appropriations	Outstanding Encumbrances	Expenditures For JANUARY	Expenditures Year-to-Date	Available Balance	Percent Used
8000	MINOR CAPITAL	\$ 15,000.00	\$ 0.00	\$ 0.00	\$ 0.00	\$ 15,000.00	0.00
91600	CONTINGENCIES	\$ 212,150.00	\$ 0.00	\$ 0.00	\$ 0.00	\$ 212,150.00	0.00
000	NON-CATEGORICAL	\$ 8,903,436.00	\$ 2,173,110.97	\$ 694,432.37	\$ 5,071,484.31	\$ 1,658,840.72	81.37
PJT 111 E911							
FUNC 35610							
5230	TELECOMMUNICATIONS	\$ 37,284.00	\$ 0.00	\$ 0.00	\$ 0.00	\$ 37,284.00	0.00
6032	EDUCATIONAL/TRAINING MATERIALS	\$ 2,000.00	\$ 0.00	\$ 0.00	\$ 0.00	\$ 2,000.00	0.00
35610		\$ 39,284.00	\$ 0.00	\$ 0.00	\$ 0.00	\$ 39,284.00	0.00
111	E911	\$ 39,284.00	\$ 0.00	\$ 0.00	\$ 0.00	\$ 39,284.00	0.00
PJT 126 V-STOP GRANT							
FUNC 22100 COMMONWEALTH'S ATTORNEY							
1100	SALARIES - REGULAR	\$ 26,877.00	\$ 11,100.32	\$ 2,220.08	\$ 15,540.50	\$ 236.18	99.12
1300	SALARIES - PART TIME	\$ 8,362.00	\$ 3,622.06	\$ 724.42	\$ 5,070.84	\$ 330.90	103.96
2100	FICA	\$ 2,696.00	\$ 278.69	\$ 55.49	\$ 383.82	\$ 2,033.49	24.57
2210	VSRS - PLANS 1 AND 2	\$ 1,013.00	\$ 393.36	\$ 78.67	\$ 550.72	\$ 68.92	93.20
2300	HEALTH INSURANCE	\$ 1,408.00	\$ 0.00	\$ 0.00	\$ 0.00	\$ 1,408.00	0.00
2400	LIFE INSURANCE	\$ 123.00	\$ 0.00	\$ 0.00	\$ 0.00	\$ 123.00	0.00
22100	COMMONWEALTH'S ATTORNEY	\$ 40,479.00	\$ 15,394.43	\$ 3,078.66	\$ 21,545.88	\$ 3,538.69	91.26
126	V-STOP GRANT	\$ 40,479.00	\$ 15,394.43	\$ 3,078.66	\$ 21,545.88	\$ 3,538.69	91.26
PJT 140 RAIN BARREL PARTNERSHIP - INTERSTATE COMMISSION ON							
FUNC 81110 PLANNING ADMINISTRATION							
6000	MATERIALS AND SUPPLIES	\$ 1,080.00	\$ 0.00	\$ 0.00	\$ 1,360.00	\$ 280.00	125.93
PJT 402 DMV SELECTIVE ENFORCEMENT-ALCOHOL							
FUNC 31200 SHERIFF							
1300	SALARIES - PART TIME	\$ 8,360.00	\$ 0.00	\$ 446.60	\$ 3,813.45	\$ 4,546.55	45.62
2100	FICA	\$ 640.00	\$ 0.00	\$ 34.16	\$ 291.69	\$ 348.31	45.58
6010	POLICE SUPPLIES	\$ 0.00	\$ 0.00	\$ 0.00	\$ 1,125.00	\$ 1,125.00	100.00
31200	SHERIFF	\$ 9,000.00	\$ 0.00	\$ 480.76	\$ 5,230.14	\$ 3,769.86	58.11
402	DMV SELECTIVE ENFORCEMENT-ALCOHO	\$ 9,000.00	\$ 0.00	\$ 480.76	\$ 5,230.14	\$ 3,769.86	58.11
PJT 403 DMV SELECTIVE ENFORCEMENT-SPEED							
FUNC 31200 SHERIFF							
1200	OVERTIME	\$ 0.00	\$ 0.00	\$ 160.55	\$ 1,328.00	\$ 1,328.00	100.00
2100	FICA	\$ 0.00	\$ 0.00	\$ 12.28	\$ 101.58	\$ 101.58	100.00
31200	SHERIFF	\$ 0.00	\$ 0.00	\$ 172.83	\$ 1,429.58	\$ 1,429.58	100.00
403	DMV SELECTIVE ENFORCEMENT-SPEED	\$ 0.00	\$ 0.00	\$ 172.83	\$ 1,429.58	\$ 1,429.58	100.00
PJT 410 ICAC TASK FORCE GRANT							
FUNC 31200 SHERIFF							
6000	MATERIALS AND SUPPLIES	\$ 0.00	\$ 0.00	\$ 0.00	\$ 2,056.00	\$ 2,056.00	100.00
PJT 602 DOJ VEST GRANT							
FUNC 31200 SHERIFF							
6010	POLICE SUPPLIES	\$ 0.00	\$ 0.00	\$ 0.00	\$ 3,960.00	\$ 3,960.00	100.00
PJT 605 DOJ LOCAL LAW ENFORCEMENT BLOCK GRANT (LLEBG)							

CLARKE COUNTY
 FD-PJT-FUNC-OBJ EXPENDITURES SUMMARY REPORT DEFINITION TYPE #0
 for Fiscal Year 2015 (2014-2015 Fiscal Year)
 Posted Only Figures
 Executed By: gilleya

Page: 15
 Date: 02/05/15
 Time: 15:05:59

Code	Description	Appropriations	Outstanding Encumbrances	Expenditures For JANUARY	Expenditures Year-to-Date	Available Balance	Percent Used
	FUNC 31200 SHERIFF						
1100	SALARIES - REGULAR	\$ 1,770.00	\$ 0.00	\$ 0.00	\$ 0.00	\$ 1,770.00	0.00
1300	SALARIES - PART TIME	\$ 0.00	\$ 0.00	\$ 0.00	\$ 2,028.08	\$ 2,028.08	100.00
2100	FICA	\$ 136.00	\$ 0.00	\$ 0.00	\$ 152.92	\$ 16.92	112.44
31200	SHERIFF	\$ 1,906.00	\$ 0.00	\$ 0.00	\$ 2,181.00	\$ 275.00	114.43
605	DOJ LOCAL LAW ENFORCEMENT BLOCK	\$ 1,906.00	\$ 0.00	\$ 0.00	\$ 2,181.00	\$ 275.00	114.43
PJT 607 DEA OCDETF GRANT							
	FUNC 31200 SHERIFF						
1200	OVERTIME	\$ 0.00	\$ 0.00	\$ 968.00	\$ 968.00	\$ 968.00	100.00
2100	FICA	\$ 0.00	\$ 0.00	\$ 74.06	\$ 74.06	\$ 74.06	100.00
31200	SHERIFF	\$ 0.00	\$ 0.00	\$ 1,042.06	\$ 1,042.06	\$ 1,042.06	100.00
607	DEA OCDETF GRANT	\$ 0.00	\$ 0.00	\$ 1,042.06	\$ 1,042.06	\$ 1,042.06	100.00
100	GENERAL FUND	\$ 8,995,185.00	\$ 2,188,505.40	\$ 699,206.68	\$ 5,110,288.97	\$ 1,696,390.63	81.14