


Board of Supervisors Committee Meeting Packet



Monday, July 11, 2016

Personnel Committee

9:30 am

Work Session

10:00 am

Finance Committee

**Immediately Follows
Work Session**

County Administrator



Personnel Committee Items

Berryville/Clarke County Government Center, 2nd Floor
101 Chalmers Court, Berryville, Virginia 22611

July 11, 2016 9:30 am

Item No.

Description

- A. Expiration of Term for appointments expiring through September 2016

- B. FY2017 Salary Adjustment Briefing by David Ash

Appointments by Expiration Through September 2016

Appt Date Exp Date Orig Appt Date:

March 2016

Our Health 3 Yr
 Shipe Diane Buckmarsh District 4/16/2013 3/15/2016 3/16/2010
 1 Clarke County Member - "Group A Directors" shall serve at the discretion of the appointing Group A entity

June 2016

Clarke County Sanitary Authority 4 Yr
 Welliver Ralph Berryville District 3/19/2013 6/30/2016 3/19/2013
 The board of the Authority shall be appointed by the BOS and shall be composed of 5 members, 1 of whom shall be a resident of the Town of Boyce, each for a term of 4 years and until his successor is appointed and qualifies except appointments to fill vacancies, which shall be for the remainder of such un-expired term. The Town may submit a nominee or nominees to the BOS for its consideration in making the appointment of the Boyce resident member. From VA Code 15.2-5113 D) Alternate board members may also be selected. Such alternates shall be selected in the same manner and shall have the same qualifications as the board members except that an alternate for an elected board member need not be an elected official. Oath of Office Required.

Lord Fairfax Community College Board
 Daniel William Berryville District 7/1/2012 6/30/2016 5/15/2012
 1 Clarke County Member; 2 Term Limit

Lord Fairfax Emergency Medical Services Council 3 Yr
 Stidham Angela Medical Professional; White Post District 9/17/2013 6/30/2016 9/17/2013
 3 Clarke County Members; 3-year term; 3 consecutive terms limit; Each locality will be represented with at least 1 volunteer and 1 career EMS provider. The following classes and categories of individuals, organizations, and professions will be eligible as members of the Board: Consumers; Governmental Representatives; Hospital Administration; Physicians; Nurses; Rescue Squads and Fire Companies

Regional Airport Authority 4 Yr
 Crawford John Buckmarsh District 7/17/2012 6/30/2016 7/1/1997
 1 Clarke County Member; Members appointed by additional participating political subdivisions or directors appointed by existing political subdivisions shall also be appointed for 4-year terms.

July 2016

People Inc. of Virginia 3 Yr
 Hillerson Coleen Clarke County Rep Board of Directors 6/18/2013 7/31/2016 8/17/2010
 Board added 8/2010
 1 Clarke County Member; Public officials, or their representatives shall serve at the pleasure of the designating officials or as long as the public official is currently holding office.

August 2016

Economic Development Advisory Committee 4 Yr
 Pritchard Elizabeth Hospitality Industry 7/17/2012 8/31/2016 8/17/2010
 Members of the committee should include one or more people from all key government and business groups such as planning commission, board of supervisors, school board, industrial development authority, town of Berryville, chamber of commerce, and key business sectors such as agriculture, banking, realty, light industry, retail and tourism. Membership not limited.

Fire & EMS Commission

Leffel Elizabeth Chair; Citizen-at-large 9/1/2014 8/31/2016 8/19/2014

Membership Comp; Term. The Commission shall consist of (7) members including (1) member of the BoS; the Clarke County Sheriff; (2) representatives recommended by the Clarke County Fire & Rescue Association to represent Fire & EMS services respectively; and (3) citizens-at-large representing consumers of fire and EMS services. The (2) Fire & Rescue Association representatives shall serve one-year terms. The (3) citizens-at-large shall be appointed for initial terms of (1) year, (2) years, and (3) years and thereafter for (4) year terms. The Sheriff shall serve a term coterminous with the term of office. The BoS shall appoint a representative annually at or shortly after their annual organizational meeting to serve a one-year term.

Hoff Matt Volunteer Association / EMS Issues / Boyce VFC 11/17/2015 8/31/2016 8/19/2014

Membership Comp; Term. The Commission shall consist of (7) members including (1) member of the BoS; the Clarke County Sheriff; (2) representatives recommended by the Clarke County Fire & Rescue Association to represent Fire & EMS services respectively; and (3) citizens-at-large representing consumers of fire and EMS services. The (2) Fire & Rescue Association representatives shall serve one-year terms. The (3) citizens-at-large shall be appointed for initial terms of (1) year, (2) years, and (3) years and thereafter for (4) year terms. The Sheriff shall serve a term coterminous with the term of office. The BoS shall appoint a representative annually at or shortly after their annual organizational meeting to serve a one-year term.



RECEIVED

APR - 1 2016

Clarke County

Office of the President

March 30, 2016

David L. Ash
County Administrator
101 Chalmers Court
Berryville, VA 22611

Dear Mr. Ash:

Mr. William C. Daniel, representing Clarke County on the Lord Fairfax Community College Board, will complete his first four-year term on June 30, 2016. He is eligible for a second four-year term to run from July 1, 2016 through June 30, 2020.

Mr. Daniel has been an active and supportive member of our board and we would be pleased to have him reappointed.

Thank you for your consideration.

Sincerely,

Cheryl Thompson-Stacy
President

cc: William C. Daniel

Middletown Campus
173 Skirmisher Lane
Middletown, VA 22645-1745
540-868-7000
540-868-7100 Fax

Fauquier Campus
6480 College Street
Warrenton, VA 20187-8820
540-351-1505
540-351-1540 Fax

Luray-Page County Center
334 North Hawksbill Street
Luray, VA 22835-1130
540-843-0722
540-843-0322 Fax

Clarke County Committee Listing

			<i>Appt Date</i>	<i>Exp Date</i>
<i>Agricultural & Forestal District Advisory Committee</i>				6 Yr
Buckley	Samuel	Landowner/Producer	8/18/2015	7/15/2021
Childs	Corey	Landowner	8/18/2015	7/15/2021
Day	Emily	Landowner/Producer	8/18/2015	7/15/2021
Dorsey	Tupper	Landowner/Producer	8/18/2015	7/15/2021
Gordon	Carolyn	Landowner	8/18/2015	7/15/2021
Haynes	Carole	Landowner	9/15/2015	7/15/2021
McKay	Beverly B.	BoS - Appointed Member	8/18/2015	7/15/2021
Peake	Donna	Commissioner of the Revenue	8/18/2015	7/15/2021
Shenk	Philip	Landowner/Producer	8/18/2015	7/15/2021
<i>Barns of Rose Hill Board of Directors</i>				3 Yr
Cammack	Thomas		1/19/2016	12/31/2018
<i>BCCGC Joint Building Committee</i>				Open-End
Ash	David L.	County Administrator		
Dalton	Keith	Berryville Town Manager		
Kitselman	Allen	Berryville Town Council Representative		
McKay	Beverly B.	BoS - Appointed Member	1/11/2016	12/31/2016
<i>Berryville Area Development Authority</i>				3 Yr
Mackay-Smith	Wingate E.	White Post District	4/1/2015	3/31/2018
Ohrstrom, II	George	Russell District	3/15/2016	3/31/2019
Smart	Kathy	White Post District	1/23/2014	3/31/2017
<i>Berryville/Clarke County Joint Committee for Economic Development and Tourism</i>				Ongoing
Arnold, Jr.	Harry Lee	BTC - Appointed Member		
Ash	David L.	County Administrator	1/11/2016	12/31/2016
Capelli	Len	Director of Economic Development	4/14/2015	4/14/2016
Dunkle	Christy	Staff Representative - Town		
Stidham	Brandon	Staff Representative - County	5/20/2014	
Weiss	David S.	BoS - Appointed Member	1/11/2016	12/31/2016
<i>Board of Septic & Well Appeals</i>				4 Yr
Blatz	Joseph	White Post District; Citizen Member	4/17/2012	2/15/2020
Caldwell	Anne	Millwood District; Planning Commission; Vice Chair - Alternate	1/8/2016	12/31/2016
Daniel	Mary L.C.	BoS - Alternate	1/11/2016	1/11/2016
McKay	Beverly B.	BoS - Vice Chair Appointed Member	1/11/2016	12/31/2016
Ohrstrom, II	George	Russell District; Planning Commission Chair	1/8/2015	12/31/2016

Tuesday, July 05, 2016

Page 1 of 7

			<i>Appt Date</i>	<i>Exp Date</i>
<i>Board of Supervisors</i>				4 Yr
Byrd	Barbara J.	Russell District	1/1/2016	12/31/2019
Catlett	Terri T.	Millwood/Pinegrove Districts	1/1/2016	12/31/2019
Daniel	Mary L.C.	Berryville District	1/1/2016	12/31/2019
McKay	Beverly B.	White Post District, Vice Chair	1/1/2016	12/31/2019
Weiss	David S.	Buckmarsh/Blue Ridge Districts; Chair	1/1/2016	12/31/2019
<i>Board of Supervisors Finance Committee</i>				1 Yr
Byrd	Barbara J.	BoS - Alternate	1/11/2016	12/31/2016
Catlett	Terri T.	BoS - Appointed Member	1/11/2016	12/31/2016
McKay	Beverly B.	BoS - Alternate	1/11/2016	12/31/2016
Weiss	David S.	BoS - Appointed Member	1/11/2016	12/31/2016
<i>Board of Supervisors Personnel Committee</i>				1 Yr
Byrd	Barbara J.	BoS - Alternate	1/11/2016	12/31/2016
McKay	Beverly B.	BoS - Appointed Member	1/11/2016	12/31/2016
Weiss	David S.	BoS - Appointed Member	1/11/2016	12/31/2016
<i>Board of Zoning Appeals</i>				5 Yr
Borel	Alain F.	White Post District	1/23/2014	2/15/2019
Caldwell	Anne	Millwood District	2/25/2015	2/15/2020
Kackley	Charles	Russell District	2/12/2008	2/15/2018
McKelvy	Pat	Alternate At Large	2/6/2014	2/15/2019
Means	Howard	Millwood District	2/15/2016	2/15/2021
Volk	Laurie	White Post District	2/18/2014	2/15/2019
<i>Building and Grounds</i>				1 Yr
McKay	Beverly B.	BoS - Appointed Member	1/11/2016	12/31/2016
Weiss	David S.	BoS - Alternate	1/11/2016	12/31/2016
<i>Career and Technical Education Advisory Committee</i>				1 Yr
McKay	Beverly B.	BoS - Appointed Member	1/11/2016	12/31/2016
<i>Clarke County Historic Preservation Commission</i>				4 Yr
Arnett	Betsy	Berryville District	4/19/2016	5/31/2020
Caldwell	Anne	Millwood District	4/16/2014	5/31/2017
Carter	Paige	White Post District	4/19/2016	5/31/2020
Joyce	Jon	Buckmarsh District	6/16/2015	5/31/2019
Kruhm	Doug	Planning Commission Representative	2/16/2016	4/30/2017
Stieg, Jr.	Robert	Millwood District	6/17/2014	5/31/2018
Teetor	Alison	Staff Representative		
York	Robert	White Post District	6/18/2013	5/31/2017

			<i>Appt Date</i>	<i>Exp Date</i>
<i>Clarke County Humane Foundation</i>				1 Yr
Byrd	Barbara J.	BoS - Liaison	1/11/2016	12/31/2016
<i>Clarke County Library Advisory Council</i>				4 Yr
Al-Khalili	Adeela	Buckmarsh District	3/17/2015	4/15/2019
Curran	Christopher	Buckmarsh District	4/16/2013	4/15/2017
Daisley	Shelley	Russell District	5/17/2016	4/15/2020
Daniel	Mary L.C.	BoS - Liaison	1/11/2016	12/31/2016
Dunbar	Kevin	White Post District	4/15/2014	4/15/2018
Foster	Nancy	Russell District	4/19/2016	4/15/2020
Holscher	Dirck	Russell District	4/16/2013	4/15/2017
Kalbian	Maral	Millwood District	2/17/2015	4/15/2019
White	Kenlynne	Berryville District	7/15/2014	4/15/2017
Zinman	Maxine	Russell District	3/17/2015	4/15/2019
<i>Clarke County Litter Committee</i>				1 Yr
Byrd	Barbara J.	BoS - Liaison	1/11/2016	12/31/2016
<i>Clarke County Planning Commission</i>				4 Yr
Bouffault	Robina Rich	White Post / Greenway District	3/15/2016	4/30/2020
Buckley	Randy	White Post District	1/23/2014	4/30/2018
Byrd	Barbara J.	BoS - Alternate	1/11/2016	12/31/2016
Caldwell	Anne	Millwood / Chapel District; Vice Chair	4/16/2013	4/30/2017
Daniel	Mary L.C.	BoS - Appointed Member	1/11/2016	12/31/2016
Kreider	Scott	Buckmarsh / Battletown District	3/15/2016	4/30/2020
Kruhm	Doug	Buckmarsh / Battletown District	3/18/2014	4/30/2018
Lee	Francis	Berryville District	5/20/2014	4/30/2018
Malone	Gwendolyn	Berryville District	3/15/2016	4/30/2020
Nelson	Clifford	Russell / Longmarsh District	4/16/2013	4/30/2017
Ohrstrom, II	George	Russell District; Chair	3/17/2015	4/30/2019
Stidham	Brandon	Staff Representative	4/30/2012	
Turkel	Jon	Millwood / Chapel District	3/17/2015	4/30/2019
<i>Clarke County Sanitary Authority</i>				4 Yr
DeArment	Roderick	White Post District, Chair	6/25/2015	1/5/2017
Dunning, Jr.	A.R.	White Post District, Treasurer/Secretary	11/19/2013	1/5/2018
Legge	Michael	Staff Representative		
Mackay-Smith, Jr.	Alexander	White Post District, Vice Chair	1/15/2013	1/5/2017
McKay	Beverly B.	BoS - Liaison	1/11/2016	12/31/2016
Myer	Joseph	Town of Boyce	11/17/2015	1/5/2020
Welliver	Ralph	Berryville District	3/19/2013	6/30/2016

Tuesday, July 05, 2016

Page 3 of 7

			<i>Appt Date</i>	<i>Exp Date</i>
<i>Conservation Easement Authority</i>				3 Yr
Buckley	Randy	White Post District	11/19/2013	12/31/2016
Byrd	Barbara J.	BoS - Appointed Member	1/11/2016	1/11/2016
Engel	Peter	White Post District	11/17/2015	12/31/2018
Jones	Michelle	Millwood / Pine Grove District	2/18/2014	12/31/2016
Ohrstrom, II	George	Russell District; Planning Commission Representative	3/15/2016	4/30/2019
Teetor	Alison	Staff Representative		
Thomas	Walker	Buckmarsh District	11/17/2015	12/31/2018
Wallace	Laure	Millwood District	11/19/2013	12/31/2016
<i>Constitutional Officer</i>				
Butts	Helen	Clerk of the Circuit Court	1/1/2016	12/31/2023
Keeler	Sharon	Treasurer	1/1/2016	12/31/2019
Mackall	Suzanne	Commonwealth Attorney	1/1/2016	12/31/2019
Peake	Donna	Commissioner of the Revenue	1/1/2016	12/31/2019
Roper	Anthony	Sheriff	1/1/2016	12/31/2019
<i>County Administrator</i>				
Ash	David L.	County Administrator	3/19/1991	
<i>Economic Development Advisory Committee</i>				4 Yr
Barb	Jim	Real Estate Rep, Business Owner	11/29/2013	12/31/2017
Conrad	Bryan H.	Agriculture, Fire & Rescue	12/16/2014	12/31/2018
Dunkle	Christy	Town of Berryville Representative	1/1/2016	12/31/2019
Kraybill	Christina	Berryville District, Business Owner	11/18/2014	12/31/2017
Milleson	John R.	Banking, Finance	12/16/2014	12/31/2018
Myer	Dr. Eric	Agriculture Rep, Business Owner	12/16/2014	12/31/2018
Pritchard	Elizabeth	Hospitality Industry	7/17/2012	8/31/2016
Weiss	David S.	BoS - Appointed Member	1/11/2016	12/31/2016
<i>Fire & EMS Commission</i>				
Armacost, Jr.	Van	Volunteer Association / Fire Issues / John H. Enders VFC	11/17/2015	8/31/2017
Conrad	Bryan H.	Citizen-at-large	9/1/2015	8/31/2019
Davis	Frank	Staff Representative	9/1/2014	
Hoff	Matt	Volunteer Association / EMS Issues / Boyce VFC	11/17/2015	8/31/2016
Leffel	Elizabeth	Chair; Citizen-at-large	9/1/2014	8/31/2016
Roper	Anthony	Sheriff	1/1/2016	12/31/2019
Wallace	Laure	Citizen-at-large	9/1/2014	8/31/2017
Weiss	David S.	BoS - Representative	1/11/2016	12/31/2016

			<i>Appt Date</i>	<i>Exp Date</i>
<i>Handley Regional Library Board</i>				4 Yr
Myer	Tamara	Town of Boyce	8/20/2013	11/30/2017
<i>Industrial Development Authority of the Clarke County, Virginia</i>				4 Yr
Cochran	Mark	Buckmarsh District	9/17/2013	10/30/2017
Ferrell	Brian	Buckmarsh District	6/21/2016	10/30/2019
Frederickson	Allan	White Post District; Secretary / Treasurer	9/17/2013	10/30/2017
Jones	Paul	Russell District	3/15/2016	10/30/2019
Juday	David	Russell District; Chair	10/21/2014	10/30/2018
Koontz	English	Buckmarsh District	6/16/2015	10/30/2018
Pierce	Rodney	Buckmarsh District	8/19/2008	10/30/2016
Weiss	David S.	BoS - Liaison	1/11/2016	12/31/2016
<i>Joint Administrative Services Board</i>				Open-End
Ash	David L.	County Administrator	12/22/1993	
Bishop	Chuck	School Superintendent	7/1/2014	
Judge	Tom	Staff Representative	2/14/1994	
Keeler	Sharon	Treasurer	3/12/2005	
McKay	Beverly B.	BoS - Alternate	1/11/2016	12/31/2016
Schutte	Charles	School Board Representative	1/8/2012	
Weiss	David S.	BoS - Appointed Member	1/20/2015	12/31/2015
<i>Legislative Liaison and High Growth Coalition</i>				1 Yr
Daniel	Mary L.C.	BoS - Liaison	1/11/2016	12/31/2016
<i>Lord Fairfax Community College Board</i>				4 Yr
Daniel	William	Berryville District	7/1/2012	6/30/2016
<i>Lord Fairfax Emergency Medical Services Council</i>				3 Yr
Burns	Jason	Career Representative; Buckmarsh District	4/21/2015	6/30/2018
Conrad	Bryan H.	Volunteer Representative; White Post District	6/17/2014	6/30/2017
Stidham	Angela	Medical Professional; White Post District	9/17/2013	6/30/2016
<i>Northern Shenandoah Valley Regional Commission</i>				1 Yr
Daniel	Mary L.C.	BoS - Alternate	1/11/2016	12/31/2016
McKay	Beverly B.	BoS - Appointed Member	1/11/2016	12/31/2016
Stidham	Brandon	Citizen Representative [Planning Director]	4/19/2016	1/31/2019
<i>Northwest Regional Adult Drug Treatment Court Advisory Committee</i>				Open End
Byrd	Barbara J.	Russell District	5/17/2016	

Tuesday, July 05, 2016

Page 5 of 7

			<i>Appt Date</i>	<i>Exp Date</i>
<i>Northwestern Community Services Board</i>				4 Yr
Brown	Audrey	White Post District	11/17/2015	12/31/2017
Harris	Celie	Millwood District	11/17/2015	12/31/2018
<i>Northwestern Regional Jail Authority</i>				1 Yr
Ash	David L.	BoS - Appointed Member	1/11/2016	12/31/2016
Byrd	Barbara J.	BoS - Liaison - Alternate	1/11/2016	12/31/2016
Roper	Anthony	Sheriff	1/1/2016	12/31/2019
Wyatt	Jimmy	Millwood District	11/17/2015	12/31/2019
<i>Northwestern Regional Juvenile Detention Center Commission</i>				1 Yr
Byrd	Barbara J.	BoS - Liaison	1/11/2016	12/31/2016
Wyatt	Jimmy	Millwood District	1/15/2013	12/20/2016
<i>Old Dominion Alcohol Safety Action Policy Board & Division of Court Services</i>				3 Yr
Roper	Anthony	Sheriff	11/19/2013	12/31/2016
<i>Old Dominion Community Criminal Justice Board</i>				3 Yr
Roper	Anthony	Sheriff	11/19/2013	12/31/2016
<i>Our Health</i>				3 Yr
Shipe	Diane	Buckmarsh District	4/16/2013	3/15/2016
<i>Parks & Recreation Advisory Board</i>				1 Yr
Catlett	Terri T.	BoS - Liaison	1/11/2016	12/31/2016
Heflin	Dennis	White Post District	1/15/2013	12/31/2016
Huff	Ronnie	Town of Berryville Representative	1/1/2016	12/31/2019
Jones	Paul	Russell District; At Large	12/16/2014	12/31/2018
Lichliter	Gary	Russell District	1/15/2013	12/31/2016
Rhodes	Emily	Buckmarsh District	11/17/2015	12/31/2019
Sheetz	Daniel A.	Berryville District	11/19/2013	12/31/2017
Smith	Tracy	Millwood District	3/15/2016	12/31/2017
Trenary	Randy	School Superintendent Designee	10/24/2013	
Wisecarver	Steve	Appointed by Town of Boyce	11/5/2013	12/31/2017
<i>People Inc. of Virginia</i>				3 Yr
Hillerson	Coleen	Clarke County Rep Board of Directors	6/18/2013	7/31/2016
<i>Regional Airport Authority</i>				1 Yr
Ash	David L.	BoS - Alternate	1/11/2016	12/31/2016
Crawford	John	Buckmarsh District	7/17/2012	6/30/2016
McKay	Beverly B.	BoS - Alternate	1/11/2016	12/31/2016
<i>Shenandoah Area Agency on Aging, Inc.</i>				4 Yr

Tuesday, July 05, 2016

Page 6 of 7

			<i>Appt Date</i>	<i>Exp Date</i>
Bouffault	Robina Rich	White Post District	10/21/2014	9/30/2018
<i>Shenandoah Valley Chief Local Elected Officials Consortium</i>				
Ash	David L.	BoS Designee for Chief Elected Official		
<i>Shenandoah Valley Workforce Investment Board</i>				
				4 Yr
James	Patricia	Buckmarsh District	9/17/2013	6/30/2017
<i>Towns and Villages: Berryville</i>				
				1 Yr
Byrd	Barbara J.	BoS - Liaison	1/11/2016	12/31/2016
Daniel	Mary L.C.	BoS - Liaison - Alternate	1/11/2016	12/31/2016
<i>Towns and Villages: Boyce</i>				
				1 Yr
Catlett	Terri T.	BoS - Liaison	1/11/2016	12/31/2016
McKay	Beverly B.	BoS - Liaison	1/11/2016	12/31/2016
<i>Towns and Villages: Millwood</i>				
				1 Yr
Catlett	Terri T.	BoS - Liaison	1/11/2016	12/31/2016
<i>Towns and Villages: Pine Grove</i>				
				1 Yr
Catlett	Terri T.	Bos - Liaison	1/11/2016	12/31/2016
Weiss	David S.	BoS - Liaison	1/11/2016	12/31/2016
<i>Towns and Villages: White Post</i>				
				1 Yr
McKay	Beverly B.	Bos - Liaison	1/11/2016	12/31/2016
<i>Warren-Clarke County Microenterprise Assistance Program Management Team</i>				
				2 Yr
Blakeslee	Steve	County Representative	9/18/2012	
Dunkle	Christy	Town of Berryville Representative	9/18/2012	
Greene	Laurel	Town of Boyce Representative	9/18/2012	
Koontz	English	County Representative	2/17/2015	12/30/2016
McIntosh	Charles	County Representative	9/18/2012	
Myer	Dr. Eric	Designated Alternate	9/18/2012	
Stidham	Brandon	County Representative	9/18/2012	



Board of Supervisors Work Session Agenda

Berryville/Clarke County Government Center, 2nd Floor
101 Chalmers Court, Berryville, Virginia 22611

July 11, 2016 10:00 AM

- | Item No. | Description |
|----------|---|
| A. | Closed Session Pursuant to §2.2-3711-A7 Consultation with legal counsel and briefings by staff members or consultants pertaining to actual or probable litigation, where such consultation or briefing in open meeting would adversely affect the negotiating or litigating posture of the public body; and consultation with legal counsel employed or retained by a public body regarding specific legal matters requiring the provision of legal advice by such counsel to review the proposed Stormwater Ordinance. |
| B. | Closed Session Pursuant §2.2-3711-A29 Discussion of the award of a public contract involving the expenditure of public funds, including interviews of bidders or offerors, and discussion of the terms or scope of such contract, where discussion in an open session would adversely affect the bargaining position or negotiating strategy of the public body to review Telecommunications Engineering Study Procurement. |
| C. | Agricultural Business Uses in the AOC District |
| D. | World War I and World War II Commemoration Designated Local Contact |
| E. | 2016-09R Resolution authorizing the Sheriff of the Clarke County Sheriff's Office to take all necessary steps to withdraw from membership in the Rappahannock Regional Criminal Justice Academy and to establish membership in the Skyline Regional Criminal Justice Academy. |

Note: HB2 Briefing by Ed Carter, VDOT Assistant Residency Administrator Postponed

VIRGINIA WORLD WAR I AND WORLD WAR II COMMEMORATION COMMISSION

General Assembly Building, 2nd floor
201 North 9th Street
Richmond, VA 23219



Delegate M. Kirkland Cox, Chairman
Senator Frank M. Ruff, Jr., Vice-Chairman

World War I and World War II Commemoration Designated Local Contact

Locality: Clarke County

Designee(s) to serve as local liaison to the Virginia World War I and World War II Commemoration Commission:

Name: David S Weiss

Title: Chair

Organization: Board of Supervisors

Address: P.O. Box 349 Berryville Va. 22611

Phone: 540 247 9555 Email: dweiss@clarkecounty.gov

Name: _____

Title: _____

Organization: _____

Address: _____

Phone: _____ Email: _____

Please attach additional sheets as needed

Please respond by July 1, 2016	Cheryl Jackson, Executive Director Virginia World War I and World War II Commemoration Commission 201 North 9th Street, 2nd floor Richmond, VA 23219 Phone: (804) 786-3591, ext. 276 Fax: (804) 692-0625 Email: cjackson@dls.virginia.gov VirginiaWorldWarI.org / VirginiaWorldWarII.org
---------------------------------------	---

VIRGINIA WORLD WAR I AND WORLD WAR II COMMEMORATION COMMISSION

General Assembly Building, 2nd floor
201 North 9th Street
Richmond, VA 23219



Delegate M. Kirkland Cox, Chairman
Senator Frank M. Ruff, Jr., Vice-Chairman

June 15, 2016

David Weiss
Chairman, Board of Supervisors
P.O. Box 349
Berryville, VA 22611

Dear Mr. Weiss:

As you may know, the General Assembly created the Virginia World War I and World War II Commemoration Commission to plan, develop, and carry out programs and events to commemorate the 100th anniversary of World War I and the 75th anniversary of World War II. There will be a number of major events and programs during these important statewide commemorations, which hold tremendous educational, economic, and tourism opportunities.

Primary goals of the commemoration include honoring veterans and preserving their stories, connecting people to history through travel and tourism, and inspiring a desire to learn more. The Commission is sponsoring a number of programs and Signature Events that will benefit museums and historic sites across the state, including:

- Tourism marketing grants of up to \$5,000 to museums, historic sites, and partner organizations
- "Profiles of Honor" traveling museum and scanning of images related to WWI and WWII
- Statewide teacher symposium
- Signature Events at locations across the state
- Statewide calendar of events, interactive listing of places to visit, and driving brochures

We encourage participation of every locality and request that you designate a liaison or create a local WWI/WWII committee to work with the Commission to coordinate at the state level. Virginia leads the nation in planning for a robust statewide commemoration of these important anniversaries, and strong involvement at the local level is crucial to its success. To every extent possible, local planning partners involved in the WWI/WWII commemoration should include:

- Office of the chief administrative official
- Tourism office or DMO (Destination Marketing Organization)
- Museums and historic sites
- Veterans organizations
- Educators, including superintendent or social studies/history curriculum coordinator

Staff is holding a series of information sessions this summer, a schedule for which is listed below. Please plan to attend a session or send a designee for more information about the commemoration, including the grants program.

Richmond

Thursday, July 7 - 10:30 a.m.
Virginia State Capitol
1000 Bank Street
Richmond, VA 23219

Bedford

Friday, July 8 - 11:00 a.m.
D-Day Memorial
816 Burks Hill Road
Bedford, VA 24523

Norfolk

Thursday, July 14 - 11:00 a.m.
MacArthur Memorial
198 Bank Street
Norfolk, VA 23510

Winchester

Friday, July 15 - 11:00 a.m.
Museum of the Shenandoah Valley
901 Amherst Street
Winchester, VA 22601

Blacksburg

Wednesday, July 20 - time TBD
Historic Smithfield Plantation
1000 Smithfield Plantation Road
Blacksburg, VA 24060


Prince William

Tuesday, August 2 - 10:30 a.m.
National Museum of the Marine Corps
18900 Jefferson Davis Hwy
Triangle, VA 22172

Please return the enclosed form by July 1, 2016 to designate the liaison(s) for your locality and encourage them to attend one of the information session listed above. We will remain in close contact with the local liaisons, communicating regularly about the statewide commemoration. Please feel free to contact Cheryl Jackson, Executive Director, if you have any questions, at (804) 786-3591, ext. 276, or by email to cjackson@dls.virginia.gov

On behalf of the Virginia World War I and World War II Commemoration Commission, I look forward to working with you as we begin planning for these important milestone anniversaries. The beginning of the commemoration period is fast approaching - - join us as we work together to ensure that Virginia continues to lead the nation in honoring veterans and preserving their legacies.

Sincerely,



M. Kirkland Cox, Chairman
Majority Leader, Virginia House of Delegates

Enclosures

VIRGINIA WORLD WAR I AND WORLD WAR II COMMEMORATION COMMISSION



VirginiaWorldWarI.org



VirginiaWorldWarII.org

Update from the Commission

The Virginia World War I and World War II Commemoration Commission (the Commission) was created by the General Assembly during the 2016 Session by expanding the existing World War II 75th Anniversary Commission to include observances of the 100th anniversary of World War I. The Commission is led by Delegate M. Kirkland Cox, Chairman, and Senator Frank M. Ruff, Jr., Vice-Chairman, and members of the General Assembly, including Delegate Richard L. Anderson, Delegate John M. O'Bannon, III, Senator Bryce E. Reeves, and Delegate Marcus Simon. The commissioner of the Department of Veterans Services, the executive director of the Virginia War Memorial, and noted historians also serve on the Commission. A robust advisory council composed of museum partners, government officials, stakeholders, and experts serves in a consultative capacity to the Commission.

Primary goals that guide the work of the Virginia World War I and World War II Commemoration Commission include:

Honoring our veterans: Honor the service of veterans, whose sacrifices can never be forgotten. When we remember yesterday's veterans we are also communicating to today's service members that they won't be forgotten, either.

Inspiring a desire to learn more: Provide opportunities for people to explore personal connections and highlight multiple perspectives of Virginia's role in World War I and World War II (e.g., battlefield and military support, home front and civilian support, Holocaust and stories of survival, and more)

Connecting through travel and tourism: Make it easy for visitors to connect to museums, memorials, and sites in Virginia related to World War I and World War II.

Preservation of historic sites: Encourage preservation and interpretation of significant sites in Virginia related to World War I and World War II.

Commission programs and events

The Commission is planning a number of Signature Events and programs that include:

Dawn of Infamy: America Goes to War - A Tribute to Veterans
University of Richmond
Thursday, December 8, 2016

A tribute to World War II veterans, this program will be held to mark the 75th anniversary of the attack on Pearl Harbor and America's entry into World War II, which was a turning point in a conflict that had been raging since September 1939. More than 400,000 Americans would pay the ultimate price of freedom, more than 11,000 of whom were Virginians. We can never forget their sacrifice.

Plan now to join the Virginia World War I and World War II Commemoration Commission at the University of Richmond on Thursday, December 8 to mark these climatic anniversaries. But even more, to thank the men and women who bravely stand in harm's way to secure our freedom . . . yesterday, today, and forever.

World War II veterans will be recognized and honored at this Signature Event, and are encouraged to register early.

This program is free and open to the public, but pre-registration is required at www.VirginiaWorldWarII.org.

Legacy Project: *WWI and WWII Profiles of Honor Tour*

The Profiles of Honor Tour is a mobile tour that will travel across Virginia to bring an interactive exhibit to museums, libraries, and historic sites, as well as serve as a collection point for the scanning of images related to WWI and WWII for inclusion in the Virginia *Profiles of Honor* project. The mobile tour will begin in December 2016.

Statewide teacher symposium

The Commission will work with the Virginia Department of Education, colleges, and historians across the state to hold a symposium for teachers, providing resources for teaching WWI and WWII history. The symposium will be widely accessible to teachers - it will go on the road to be held in each of the eight superintendent regions, and also be recorded for internet download on demand. The teacher symposium will be held in summer 2017.

World War I and World War II Tourism Marketing Grants

Matching grants of up to \$5,000 available to museums, historic sites, and organizations involved in the commemoration for the marketing of initiatives related to the 100th anniversary of World War I or the 75th anniversary of World War II. The first round of grants opens June 30, 2016. More information is available at vatc.org.

In addition to the programs listed above, special events will be held to mark key anniversary dates, which include:

- April 6, 2017: 100th anniversary of the US entry into World War I
- June 4-6, 2017: 75th anniversary of the Battle of Midway
- November 11, 2018: 100th anniversary of Armistice Day
- June 6, 2019: 75th anniversary of D-Day
- September 2, 2020: 75th anniversary of V-J Day

Get involved

There will be many opportunities to be involved and to include your family's story during Virginia's commemoration of World War I and World War II. First steps to get involved:

- Visit **VirginiaWorldWarI.org** and **VirginiaWorldWarII.org** to find a comprehensive calendar of events and listing of places to visit in Virginia related to WWI and WWII
- Join the mailing list at **VirginiaWorldWarI.org** and **VirginiaWorldWarII.org**
- Follow on Facebook at **Virginia World War II 75th Anniversary Commemoration** or **Virginia World War I Centennial Commemoration**
- Plan now to attend the Tribute to Veterans on December 8, 2016 at the University of Richmond - free and open to the public, but pre-registration is required. Registration opens Memorial Day.

If you have questions about Virginia's commemoration and how you can get involved, please feel free to contact Cheryl Jackson, Executive Director at (804) 786-3591, ext. 276 or by email to cjackson@dls.virginia.gov.

We look forward to working together to remember the people, places, and events that shaped the world we live in . . . then and now.

Staff contact:

Cheryl Jackson, Executive Director
Virginia World War I and World War II Commemoration Commission
201 North 9th Street
General Assembly Building, 2nd floor
Richmond, VA 23219
Phone: (804) 786-3591, ext. 276
Email: cjackson@dls.virginia.gov
Websites: VirginiaWorldWarI.org and VirginiaWorldWarII.org

Clarke County Board of Supervisors



Berryville Voting District
Mary L.C. Daniel
(540) 955-1971

Millwood Voting District
Terri T. Trimble
(540) 837-2328

White Post Voting District
Bev B. McKay – Vice Chair
(540) 837-1331

Buckmarsh Voting District
David S. Weiss – Chair
(540) 955-2151

Russell Voting District
Barbara J. Byrd
(540) 955-1215

County Administrator
David L. Ash
(540) 955-5175

Resolution authorizing the Sheriff of the Clarke County Sheriff's Office to take all necessary steps to withdraw from membership in the Rappahannock Regional Criminal Justice Academy and to establish membership in the Skyline Regional Criminal Justice Academy

2016-10R – DRAFT For BoS Review & Approval

WHEREAS, the County of Clarke has been a training member of the Rappahannock Regional Criminal Justice Academy since 1998 or thereafter; and

WHEREAS, the County of Clarke has enjoyed an excellent relationship with the other localities participating in the Academy, and has received thorough and effective training for its law enforcement/jail/communications officers at the Academy; and

WHEREAS, an analysis of the current training needs by the Clarke County Sheriff's Office has revealed that participation in the Skyline Regional Criminal Justice Academy would provide a Department of Criminal Justice Services curriculum and result in cost savings; and

WHEREAS, the Sheriff of the Clarke County Sheriff's Office has determined that it is in the best interest of the Clarke County Sheriff's Office and the County of Clarke to withdraw from membership in the Rappahannock Regional Criminal Justice Academy and establish membership in the Skyline Regional Criminal Justice Academy; and

WHEREAS, Section 15.2-1747(D) of the Code of Virginia, 1950, as amended, provides that a governmental unit may withdraw from an academy created under this section or § 15.2-1300 only by two-thirds vote of the Board of Directors of the academy. The governing body of the governmental unit seeking to withdraw from the academy shall signify its desire by resolution or ordinance. The Board of Directors shall consider requests to withdraw in October 2016, and in October of every fifth year thereafter. No requests to withdraw shall be considered at any other time, unless agreed to unanimously. Any withdrawal approved by the Board of Directors shall be effective on June 30 of the following year; and

WHEREAS, at the regular May 12, 2016 meeting of the Criminal Justice Service Board unanimous agreement was given to allow the withdrawal of the Clarke County Sheriff's Office from Rappahannock Regional Criminal Justice Academy membership and allow membership in Skyline Regional Criminal Justice Academy, effective June 30, 2017.

NOW, THEREFORE, BE IT RESOLVED by the County of Clarke that it hereby expresses its desire for the County to withdraw from the Rappahannock Regional Criminal Justice Academy and to establish membership in the Skyline Regional Criminal Justice Academy for criminal justice purposes; and

www.clarkecounty.gov

101 Chalmers Court, Suite B
Berryville, VA 22611

Telephone: [540] 955-5175

BE IT FURTHER RESOLVED the Sheriff of the Clarke County Sheriff's Office be, and is hereby, directed to take all actions necessary to effect the withdrawal from the membership of the Rappahannock Regional Criminal Justice Academy and to establish membership in the Skyline Regional Criminal Justice Academy for criminal justice purposes; and

BE IT FURTHER RESOLVED that a copy of this resolution shall be sent to the Director of the Rappahannock Regional Criminal Justice Academy and to the Director of the Virginia Department of Criminal Justice Services.

Adopted at the regular meeting of the Clarke County Board of Supervisors in Clarke County, Virginia held on July 19, 2016.

David L. Ash, County Administrator
Clerk to the Clarke County, Virginia Board of
Supervisors

MEMORANDUM

TO: Board of Supervisors

FR: Thomas Judge, Director of Joint Administrative Services

DT: 7 /11/2016

RE: *July Finance Agenda*

1. Berryville Main Street MOU. Call Amy Barley when it is time for her to appear (955-4001).
2. Economic Incentive for Handsome Brook Farm Egg Processing Facility. Discussion of an appropriation for the County share of the economic incentive for the egg processing facility is recommended. There is currently \$82,523 available in the Economic Development capital project.
3. Equine Alliance Economic Development Funding Request. The Equine Alliance requests funding of \$10,043 to perform a census of equine groups in Clarke County. See proposal attached from the Center for Survey Research.
4. Preventative Maintenance of County Radios (subscriber units). Please find attached a request to repurpose \$9,300 budgeted in the Capital Projects fund for use in performing preventative maintenance on certain radio equipment. This would require transfer to the General Fund.
5. Compensation Board Premium Recoveries. Please see the attached memo from the Compensation Board. They will be reducing the revenue they send Clarke County in July at an amount greater than budgeted to recover insurance premiums that have experienced an increase of 73%, and which are being recovered from communities utilizing a new methodology.
6. Commonwealth of Virginia Compensation Increase. The following facts are known. However, the narrative will keep changing as the Commonwealth seeks to determine its course of action:
 - a. The Commonwealth will provide FY 17 salary increases if FY 16 revenue is sufficient. This is still being determined.
 - b. If there is sufficient revenue, the Commonwealth will fund a 2% salary increase effective December 1 for compensation board employees, as well as provide funding for correction of the "compression" issue effective January 1.
 - c. If there is not sufficient revenue, there may be partial funding for salaries or none at all.
 - d. If a locality grants an increase prior to December 1, and the Commonwealth grants an increase effective December 1, then it may be required that the

Commonwealth increase be in addition to the local increase, instead of offsetting the local increase.

- e. There is no direction from the Commonwealth about when the answers to these questions will be known. It may be as late as the fall.
7. Certified Planning Commissioner program. Please see the attached memorandum requesting re-appropriation of funds for training of two Planning Commission members.
8. ArchiveSocial Contract for Social Media Archive to Preserve Public Record as set forth in the Code of Virginia. Authorize the County Administrator to contract service with this Library of Virginia-approved vendor.
9. Bills and Claims, Acceptance of this report is recommended.
10. Monthly Reports. Reconciliation of Appropriations. General Fund Balance. Expenditure Summary. Capital Projects.
11. Closed Session Personnel. *"Be it resolved that the Finance Committee convene a closed session for the discussion of personnel matters pursuant to section 2.2-3711 {A}(1)".*

MUTUAL AID
MEMORANDUM OF UNDERSTANDING
BETWEEN
THE COUNTY OF CLARKE, VIRGINIA
AND
MAIN STREET BERRYVILLE, INC.

This **Mutual Aid Memorandum of Understanding** ("MOU") is made this th 16 day of November, 2009 by and between the **County of Clarke, Virginia** (the "County") and **Berryville Main Street, Inc.** ("Berryville Main Street"), together referred to as the "Parties."

WHEREAS, Berryville Main Street was established in 1988 as the local arm of the Virginia Main Street program in order to promote and support downtown Berryville as the commercial and cultural center of the County;

WHEREAS, the Parties wish to support each other in order to further economic development in the County;

WHEREAS, the Parties desire to enter into this MOU to provide direct financial assistance to each other.

NOW, THEREFORE, the Parties agree as follows:

I. **County Aid**

The County agrees to pay immediately to Berryville Main Street \$35,000.

2. **Berryville Main Street Aid**

Berryville Main Street agrees to pay the County the listed amounts according to the attached schedule.

3. **Voluntary County Funding**

Nothing in this Agreement shall be construed as creating a claim, cause of action, or right of recovery against the County by Berryville Main Street or by any creditor or claimant of Berryville Main Street. Berryville Main Street acknowledges that the County is not under any legal or equitable obligation to provide funding to Berryville Main Street, but that the County has voluntarily chosen to do so for the reasons stated above.

11. **Non-Appropriation**

Should the County fail to appropriate the funding, it shall give prompt written notice to Berryville Main Street of such non-appropriation, and this Agreement shall automatically terminate without further notice by or to any Party.

12. **Amendment**

Any amendment to this Agreement must be made in writing and signed by the Parties.

14. **Notices**

Any notice, invoice, statement, instructions, or direction required or permitted by this Agreement shall be addressed as follows:

a. To the County: David Ash, County Administrator
101 Chalmers Court
Berryville, VA 22611

c. To Berryville Main Street: Christy Dunkle, President
23 East Main Street
Berryville, VA 22611

or to such other address or addresses as shall at any time or from time to time be specified by any Party by written notice to the other Parties.

15. **Integration Clause**

This MOU, and any amendment or modification that may hereafter be agreed to in accordance with the provisions herein, constitutes the entire understanding between the Parties with respect to the matters addressed, and supersedes any and all prior understandings and agreements, oral or written, relating hereto.

16. **Execution**

This MOU may be executed in two or more counterparts, each of which shall be deemed an original, but all of which together shall constitute one and the same instrument.


WHEREAS these terms are agreeable to, the County of Clarke and Berryville Main Street, Inc., and each Party offers its signature as of the date below.

County of Clarke, Virginia

By: 

November 16, 2009
Date

Berryville Main Street, Inc.

By: 

November 16, 2009
Date


Regular Payment amount:
Starting Date:

1,747.34
9/1/2009

Pmt		Total
1	3/1/2010	
FY 2010		1,747.34
2	9/1/2010	
3	3/1/2011	
FY 2011		3,494.69
4	9/1/2011	
5	3/1/2012	
FY 2012		3,494.69
6	9/1/2012	
7	3/1/2013	
FY 2013		3,494.69
8	9/1/2013	
9	3/1/2014	
FY 2014		3,494.69
10	9/1/2014	
11	3/1/2015	
FY 2015		3,494.69
12	9/1/2015	
13	3/1/2016	
FY 2016		3,494.69
14	9/1/2016	
15	3/1/2017	
FY 2017		3,494.69
16	9/1/2017	
17	3/1/2018	
FY 2018		3,494.69
18	9/1/2018	
19	3/1/2019	
FY 2019		3,494.69
20	9/1/2019	
21	3/1/2020	
FY 2020		3,494.69
22	9/1/2020	
23	3/1/2021	
FY 2021		3,494.69
24	9/1/2021	
FY 2022		1,747.34
		41,936.25

Memo

To: David Ash, County Administrator
From: Archana McLoughlin
Date: 11/6/2009
Re: County Support for "Berryville Main Street"



You earlier advised that the County wishes to support the Town of Berryville's "Berryville Main Street" project. I presented a memo dated 9/11/2009 that presented 3 options to achieve the County's goal.

My understanding is that the County chose to appropriate the money to the project with a memorandum of understanding stating terms of reimbursement. This understanding would be legally non-binding and the County would not have any grounds for relief if the loan was not repaid.

Please find attached a Memorandum on Understanding that appropriates money to the project and then contemplates subsequent contributions from the project to the County.

Again, the terms of the document are legally non-binding. The Board of Supervisors must understand that they are gifting the money to Berryville Main Street, and then hoping that Berryville Main Street will gift money back to the County over the next decade or so.

I have created a gift schedule that can be incorporated as an attachment to the MOU. There is no principal or interest because this is not a loan.

Please let me know should you have any questions or concerns.




November 16, 2009

David Ash, County Administrator
County of Clarke
101 Chalmers Court
Berryville, VA 22611

Dear Mr. Ash:

We respectfully request payment of the \$35,000, which the Board of Supervisors agreed to loan Berryville Main Street to finance construction and other out-of-pocket expenses relating to the creation of the Fire House Gallery & Shop.

Sincerely,

Christy Dunkle
Vice President
OK DA
11/18/2009

27 East Main Street
Berryville, Virginia 22611-1818

101 East 272
Berryville, Virginia 22611-0272

Consultation and Support for the 2016 Clarke County (Va.) Equine Census

A proposal submitted to The Clarke County Board of Supervisors by The Center for Survey Research at the University of Virginia June 2016

Note: This proposal is subject to review and approval by the University of Virginia Office of Sponsored Programs.

CSR is an interdisciplinary research and service organization currently in its 28th year of operation all under the leadership of its founder and Director, Dr. Thomas M. Guterbock. CSR offers experience in first-rate survey techniques, academic credentials, and a commitment to providing superior service to our government, non-profit and private-sector clients. Our services include the full range of survey-related tasks: design, implementation, analysis and presentation of results. Depending on the needs of our clients, we offer telephone calling, face-to-face interviewing, mail surveys, focus group studies, and web-based data collection. Since its inception in 1988, CSR has completed hundreds of funded projects, completed many thousands of telephone, mail and in-person interviews, reported results, and archived data for future use. CSR has an annual budget of approximately \$700,000, and works on about 30 projects annually.

CSR's staff includes two full-time professional researchers with extensive backgrounds in project design and management; highly skilled part-time research assistants drawn at various times from graduate programs in statistics, sociology, public health sciences, economics, politics, and psychology; and administrative support personnel. In addition, CSR can access the expertise of associated faculty in the University's social science departments, engineering, business, education, and medical schools, and other units of the Weldon Cooper Center for Public Service.

Our staff has gained extensive experience with surveys and social science data analysis for a wide variety of clients in the scientific community, state and local government, health care, education, the non-profit sector, and private industry. We have experience in all aspects of design, sampling, question wording, field operations, analysis, and quality control. Our specialty is the custom design of mid-sized projects, often utilizing the most innovative approaches in questionnaire design, administration and analysis. Senior staff members make frequent contributions to the academic and professional survey research literature.

For most of our telephone-based surveys, CSR uses the WinCATI system developed by Sawtooth Software. Our Computer Assisted Telephone Interviewing (CATI) laboratory facility at Charlottesville has 23 interviewing stations and includes an audio-monitoring system and video monitoring capability. We support a regular staff of trained interviewers and lab supervisors. For our mail-out surveys, we employ the proven methodologies of the Dillman "Tailored Design Method." For our web-based surveys, we use Qualtrics software.

CSR operates from a single site at 2400 Old Ivy Road in Charlottesville. Offices of management and the research staff adjoin the custom-designed spaces used for telephone interviewing, mail-out preparation and the training of interviewing staff, allowing for close coordination between staff members on project implementation. This is University-owned space located close to the University Grounds and convenient to student residences. For more about CSR, please refer to our website: <http://surveys.virginia.edu/>.

Summary of Benefits Offered by CSR

- Expertise in a wide variety of survey methods.
- Unparalleled reputation for rigor and independence.
- Staff with expertise in a variety of academic disciplines.
- Outstanding experience with surveys on local government issues and citizen satisfaction.
- Expertise in sampling designs for complex studies.
- Reputation and legitimacy of UVa encourages respondent participation.
- Resources of the Weldon Cooper Center for Public Service at the University of Virginia.
- Leading providers of telephone and mail survey data collection services.
- Proven process skills for building consensus around survey objectives, methods, and techniques tailored to local needs.
- Experience in effective communication of survey results to decision-makers, elected leaders, and citizens.

Key features of the proposed scope of work

1. CSR will use its recent experience with equine surveys to provide consultation to Clarke County and local equine affinity groups such as the Clarke County Equine Alliance to assist in the design, execution and analysis of a census of equines domiciled in Clarke County.
2. CSR staff will take part in some field data collection work as part of consultation and training activities, but CSR will not have responsibility for overall data collection.
3. Clarke County will have primary responsibility for developing the survey questionnaire and other instrumentation. CSR will provide feedback and recommendations about the draft questionnaire and other instrumentation.
4. The survey will be conducted in English only.
5. CSR recommends conducting a pre-test of the survey to ensure that instrumentation, programming and survey procedures are correct.
6. CSR will work with Clarke County to set up data entry procedures and database(s). This proposal assumes that CSR staff will enter the data collected by volunteers in the field.
7. CSR will provide a written statement of methods to include a disposition report and response rate calculations.
8. Note that CSR calculates response rates according to guidelines promulgated by the American Association for Public Opinion Research (AAPOR). CSR cannot guarantee response rates. Cooperation rates, qualification rates and other rates in addition to or in place of response rates are sometimes reported by researchers. See http://www.aapor.org/AM/Template.cfm?Section=Standard_Definitions2&Template=/CM/ContentDisplay.cfm&ContentID=3156 for more on these issues.
9. CSR will prepare an electronic labeled data file in SPSS format. Other formats such as Excel can be discussed.
10. CSR will not prepare a written report of findings. Instead, CSR will prepare a brief bulleted summary of findings.
11. CSR will deliver the data, methods summary and summary of findings to Clarke County in electronic format.

Senior Staff

Thomas M. Guterbock, Ph.D.

Director, Center for Survey Research

Dr. Thomas Guterbock is Director of the Center for Survey Research, Professor of Sociology and Research Professor of Public Health Sciences at the University of Virginia. He is a nationally known survey methodologist and researcher. In his capacity as founding director of CSR, he has been involved in over 400 funded survey projects, covering telephone, mail-out, in-person, and Internet modes as well as multi-mode projects. He has wide experience working with academic, private-sector and government clients and is known for his skill in survey design and in devising smoothly flowing questionnaires.

Prof. Guterbock's training and background (B.A. from Yale, Ph.D. from the University of Chicago) include both qualitative field methods and advanced multivariate statistical methods. He teaches survey methods at the graduate level at U.Va.

He is a frequent presenter of research papers at the annual meetings of the American Association for Public Opinion Research and served on the AAPOR Executive Council as the elected 2006-2007 Standards Chair. He served as 2010-11 President of the Association of Academic Survey Research Organizations, is one of the originators of the Quantitative Collaborative initiative in Arts & Sciences, and is convener of the Data Gathering Methods Study Group at UVa.

James M. Ellis, Ph.D., Director of Research

Dr. Ellis has been the principal investigator since January 2013 for the non-respondent follow-up telephone portion of the Pregnancy Risk Assessment Monitoring System (PRAMS) for the Virginia Department of Health. He has also led employee surveys for Stafford County, Charlottesville City, the Darden School, Prince William County, and the Office of the President of UVa. He was principal investigator for the 2011 Commonwealth of Virginia Department of Conservation and Recreation needs assessment, a large mail and web-based survey about outdoor recreational needs and inventory. He has also led studies for U.S. Customs and Border Patrol, the Virginia Department of Agriculture and Consumer Services, and other local Virginia governments in addition to those mentioned above. Dr. Ellis has presented methods papers at several annual meetings of the American Association for Public Opinion Research and has published in several journals. He has presented survey results to a number of boards and executive audiences, members of the Virginia General Assembly, and the Governor of Virginia and members of his Cabinet.

Dr. Ellis received his Ph.D. in Educational Research and Evaluation from Virginia Commonwealth University in 2011. He also holds a Bachelor's degree from the University of Virginia, a Master's degree in Mass Communications from VCU, and a Master's degree in Survey Methodology from the Joint Program in Survey Methodology at the University of Maryland-College Park.

Budget

NOTE: CSR cannot guarantee response rates. This budget proposal is informal and subject to review and approval by UVa.

Clarke County Equine Census Draft Budget				
May 31, 2016				
EB = Executive B staff (Ellis)				
RA = Research Assistant staff (TBA)				
Travel				
3	trips			
3	hrs round trip travel time			
9	total travel hours			
\$60.00	car rental, expenses per trip			
	travel time		hours	\$2,054.25
	EB travel	\$131.25	9	\$1,181.25
	RA travel	\$77.00	9	\$693.00
	car rental, expenses	\$180.00		\$180.00
	consultation and meetings			\$2,191.00
	EB	\$175.00	9	\$1,575.00
	RA	\$77.00	8	\$616.00
	data entry			\$2,400.00
	forms		1200	
	forms per hr		15	
	CB	\$30.00	80	\$2,400.00
	setup and supervision			\$679.00
	EB	\$175.00	3	\$525.00
	RA	\$77.00	2	\$154.00
	methods, summary, data files			\$1,974.00
	EB	\$175.00	6	\$1,050.00
	RA	\$77.00	12	\$924.00
	total direct			\$9,298.25
	F&A		0.08	\$743.86
	Total			\$10,042.11



Clarke County Sheriff's Office

INTEROFFICE MEMORANDUM

DATE: June 14, 2016
TO: Anthony W. Roper, Sheriff
FROM: Travis M. Sumption, Chief Deputy *AM*
CC: Pamela L. Hess, Communications Director
SUBJECT: Preventive Maintenance of County subscriber units.

Budget

Capital Improvements, 4603 is "Mobile Radio System" Within this function code are more specific projects. Current projects are:

COM03-Sheriffs Mobile Radio/Microwave Sys

- Object 3000 (Radio System Study) \$21,013.09 has already been spent and \$136.91 still encumbered,
- Object 8100 (Radios, Capital Outlay Replacement), \$71,641.02 has been spent, with \$47,208.98 remaining.

COM05-EMD Total Response System. This project has been completed and all money was spent

COM06-Vehicle Repeaters. \$73,000 was budgeted and is all encumbered. Waiting for Invoice.

COM07-Time Synch Server. \$8,647 was budgeted and \$8,304.69 has been spent. Available funds \$342.31

Project Costs

The costs to do the preventive maintenance of all county subscriber units are \$9,300.

Summary

Taking the remaining funds of \$47,208.98 minus the costs of the preventive maintenance (\$9,300.00) leaves an available balance of \$37,908.98



SUSAN R. SWECKER
CHAIRMAN

ROBYN M. DE SOCIO
EXECUTIVE SECRETARY

CRAIG BURNS
MARTHA MAVREDES
EX-OFFICIO MEMBERS

COMMONWEALTH OF VIRGINIA

Compensation Board

P.O. Box 710
Richmond, Virginia 23218-0710

June 15, 2016

EMAIL MEMORANDUM

TO: Constitutional Officers and Regional Jail Superintendents

FROM: Robyn M. de Socio, Executive Secretary

SUBJECT: Premium Recoveries for the Fiscal Year beginning July 1, 2016 (FY17)

I am writing in follow up to the FY17 budget letter from Compensation Board Chairman Susan Swecker dated April 29, 2016. At that time, we indicated that a final listing identifying recovery amounts by office for the retiree health care credit and general liability insurance and surety bond premiums for FY17 would be forthcoming. I appreciate your patience, as determination of the final premium amounts received from the Division of Risk Management (DRM) and through their actuary took longer than initially anticipated.

As noted in the overview of Compensation Board FY17 Budget Priorities and Policies, referenced in the April 29 letter, new language approved by the 2016 General Assembly requires that DRM identify liability coverage premium amounts by office, incorporating factors such as claims history, staffing, and average daily jail populations, and will result in a different distribution of premium recovery amounts by office than the previous distribution based solely upon staffing levels. While total VARISK general liability premiums reflect a \$4.5 million (73%) increase in FY17 over FY16 amounts, some offices will see a greater proportional increase, and some will see a lesser increase. Because some offices may see significant changes with the revised methodology, the Compensation Board will phase in this change over a two year period from FY17 to FY18. Each office's related cost is anticipated to be recovered from the July payroll reimbursement amount prior to electronic transfer of funds to the locality. However, budget language allows for recoveries to occur in more than one month if necessary.

A spreadsheet containing recovery amounts for FY17 for general liability, surety bond and retiree health care credit, as well as anticipated recovery amounts for FY18 for liability coverage premiums phasing in the entire methodology change, is now available at <http://www.scb.virginia.gov/docs/fy17premdist.pdf>. Additional information regarding these recoveries can be located at the above link regarding FY17 budget priorities and policies.

EMAIL MEMO: Constitutional Officers & Reg Jail Superintendents
June 15, 2016
Page 2

Please review the documents at the above web link and let your Compensation Board Technician, Customer Service Manager Charlene Rollins, Budget Manager Charlotte Lee, or me know if you have any questions.

c: City Managers and County Administrators
Compensation Board Members and Staff

FY2015 - 11,160

FY2016 - 11,185

FY2017 - 22,409

Projected Liability Premiums for FY18 is 17,565 (compared to 20,841 for FY17)

FY17 Distribution of Premium Recoveries

CC	Locality	FY17 GRAND TOTAL RECOVERY	FY17 Liability Premium Distribution							FY17 TOTAL VARISK Liability Premium	Jail Risk Training Recovery Sheriff's/RJ
			Sheriff's/RJ	Com Atty	Clerk	Commissioner	Treasurer	Finance Director			
Conference Report Amounts		11,954,740.00	9,563,472.37	502,820.33	306,991.10	78,930.64	72,161.00	39,924.56	10,554,290.00	80,000.00	
001	Accomack	78,742.09	64,343.47	2,154.73	1,409.90	456.07	554.67	-	68,918.83	538.81	
003	Albemarle	31,476.06	9,685.83	3,330.03	2,349.83	-	-	3,540.06	18,905.75	81.11	
005	Alleghany/Covington	60,473.30	47,327.94	2,546.50	1,409.90	547.28	475.43	-	52,307.06	396.32	
007	Amelia	27,218.28	17,652.19	1,175.31	939.93	364.86	316.96	-	20,449.24	147.82	
009	Amherst	52,451.17	37,631.92	2,350.61	1,409.90	456.07	475.43	-	42,223.93	314.29	
011	Appomattox	25,693.25	17,662.08	1,958.84	939.93	364.86	316.96	-	21,242.67	147.90	
013	Arlington/Falls Church	196,113.42	157,350.14	14,689.63	5,169.62	1,733.06	3,413.63	-	182,356.08	1,317.64	
015	Augusta	86,231.23	64,561.22	4,113.57	2,114.84	1,003.35	633.91	-	72,426.90	540.63	
017	Bath	17,794.04	12,855.95	587.65	704.95	273.64	237.72	-	14,659.91	107.65	
019	Bedford/Bedford City	79,917.45	57,655.93	3,721.80	2,114.84	912.14	950.87	-	65,355.58	482.81	
021	Bland	19,033.19	13,724.50	783.54	704.95	273.64	237.72	-	15,724.34	114.93	
023	Botetourt	101,333.21	84,706.59	2,742.38	1,409.90	456.07	475.43	-	89,790.37	709.33	
025	Brunswick	32,499.99	23,155.63	1,958.84	1,174.91	364.86	316.96	-	26,971.20	193.90	
027	Buchanan	45,704.00	32,181.34	2,938.27	1,644.88	729.71	475.43	-	37,969.63	269.48	
029	Buckingham	27,736.23	20,270.04	979.42	939.93	273.64	316.96	-	22,779.99	169.74	
031	Campbell	71,525.15	53,215.13	3,330.03	1,879.86	729.71	554.67	-	59,709.41	445.62	
033	Caroline	44,607.04	34,220.28	1,608.22	1,409.90	456.07	396.20	-	38,090.66	286.56	
035	Carroll/Galax	46,324.43	30,769.44	2,742.38	1,644.88	547.28	475.43	-	36,179.42	257.66	
036	Charles City	19,246.08	13,724.50	783.54	704.95	182.43	237.72	-	15,633.13	114.93	
037	Charlotte	40,062.92	30,713.09	783.54	704.95	273.64	316.96	-	32,792.18	257.19	
041	Chesterfield	160,605.49	102,856.34	13,907.79	7,989.41	2,371.56	2,297.93	-	129,423.04	861.31	
042	Chesterfield Drug Pros	979.52	-	783.54	-	-	-	-	783.54	-	
043	Clarke	28,129.51	20,840.86	1,562.73	704.95	273.64	396.20	-	23,778.38	174.52	
045	Craig	16,551.79	11,843.53	587.65	704.95	182.43	237.72	-	13,556.28	99.18	
047	Culpeper	104,481.29	88,102.84	4,063.09	1,750.07	547.28	450.72	-	92,913.80	721.02	
049	Cumberland	20,822.87	15,285.68	783.54	704.95	273.64	237.72	-	17,285.52	128.00	
051	Dickenson	33,384.69	25,232.35	1,371.19	939.93	547.28	316.96	-	28,407.71	211.29	
053	Dinwiddie	43,065.90	32,050.79	2,546.50	1,409.90	456.07	370.87	-	36,834.13	268.39	
057	Essex	22,037.66	15,792.86	1,175.31	704.95	273.64	237.72	-	18,184.47	132.25	
059	Fairfax/Fairfax City	426,286.11	359,495.47	16,846.06	20,208.51	-	-	11,727.38	408,277.43	3,010.39	
061	Fauquier	112,751.61	91,670.78	3,330.03	2,349.83	912.14	633.91	-	98,896.70	767.64	
063	Floyd	25,355.86	18,345.55	1,175.31	957.58	273.64	316.96	-	21,069.04	153.62	
065	Fluvanna	39,553.17	28,700.88	1,567.08	1,174.91	456.07	633.91	-	32,532.85	240.34	
067	Franklin	104,862.51	84,998.76	3,917.69	2,114.84	638.50	554.67	-	92,224.46	711.77	
069	Frederick	91,874.46	71,752.20	4,680.91	2,349.83	1,003.35	1,011.45	-	80,797.73	600.85	
071	Giles	32,961.98	22,633.03	1,958.84	1,174.91	456.07	396.20	-	26,619.06	189.53	
073	Gloucester	90,108.30	75,063.84	3,073.53	1,409.90	547.28	554.67	-	80,649.22	628.58	
075	Goochland	34,185.80	23,597.94	1,175.31	1,174.91	182.43	396.20	-	26,526.79	197.61	
077	Grayson/Galax	31,574.02	22,100.65	1,958.84	939.93	364.86	316.96	-	25,681.23	185.07	
079	Greene	31,998.44	24,285.36	1,175.31	939.93	273.64	316.96	-	26,991.19	203.36	
081	Greensville/Emponia	29,623.74	18,555.10	2,938.27	1,174.91	364.86	237.72	-	23,270.85	155.38	
083	Halifax	63,371.69	46,362.96	3,330.03	1,644.88	638.50	475.43	-	52,451.81	388.24	
084	Halifax Drug Pros	981.54	-	783.54	-	-	-	-	783.54	-	
085	Hanover	118,025.37	87,683.62	6,072.42	2,819.79	1,185.78	792.39	-	98,554.00	734.26	
087	Henrico	302,624.14	233,843.63	15,866.64	8,459.38	-	-	6,357.78	264,527.42	1,958.19	
089	Henry	123,921.74	100,498.07	4,113.57	2,349.83	1,003.35	713.15	-	108,677.98	841.56	
090	Henrico Drug Pros	1,008.73	-	783.54	-	-	-	-	783.54	-	
091	Highland	17,943.76	12,786.50	587.65	704.95	182.43	158.48	-	14,420.01	107.07	
093	Isle of Wight	42,128.71	30,223.45	2,742.38	1,409.90	638.50	758.58	-	35,772.81	253.09	
095	James City/Williamsburg	32,078.22	10,377.68	3,360.36	2,819.79	820.93	713.15	-	18,091.91	86.90	
097	King and Queen	19,055.32	12,786.50	783.54	704.95	273.64	237.72	-	14,786.35	107.07	
099	King George	31,923.98	22,875.00	1,762.96	1,174.91	547.28	316.96	-	26,677.11	191.55	
101	King William	24,365.23	17,435.14	783.54	1,499.72	364.86	237.72	-	20,320.97	146.00	
103	Lancaster	36,694.37	28,189.37	1,567.08	939.93	364.86	316.96	-	31,378.18	236.06	
105	Lee	48,029.69	35,173.22	2,742.38	1,879.86	364.86	316.96	-	40,477.28	294.64	
107	Loudoun	445,651.41	389,669.63	5,876.53	7,049.48	1,824.28	1,426.30	-	405,846.23	3,263.05	
109	Louisa	49,537.15	34,681.25	1,958.84	1,644.88	547.28	475.43	-	39,307.69	290.42	
111	Lunenburg	24,779.35	17,642.38	1,175.31	939.93	335.85	605.72	-	20,599.19	147.74	
113	Madison	23,760.24	17,435.14	783.54	939.93	273.64	237.72	-	19,669.97	146.00	
115	Mathews	21,992.71	16,331.60	783.54	704.95	364.86	237.72	-	18,422.68	136.76	
117	Mecklenburg	52,570.82	33,858.24	3,330.03	1,879.86	456.07	475.43	-	39,999.64	283.53	
119	Middlesex	25,212.60	18,662.41	783.54	939.93	364.86	316.96	-	21,067.69	156.28	
121	Montgomery	135,638.21	112,363.61	4,505.34	2,349.83	1,003.35	885.79	-	121,108.12	940.93	
125	Nelson	28,201.70	19,844.46	1,175.31	939.93	364.86	396.20	-	22,820.75	167.01	
127	New Kent	28,279.27	20,225.39	1,175.31	939.93	364.86	237.72	-	22,943.20	169.37	
131	Northampton	90,533.76	77,870.92	1,175.31	939.93	364.86	316.96	-	80,487.97	650.41	
133	Northumberland	28,578.84	20,886.15	1,175.31	1,174.91	364.86	396.20	-	23,997.42	174.90	
135	Nottoway	27,306.87	19,256.93	1,175.31	939.93	273.64	316.96	-	21,982.77	161.26	
137	Orange	40,325.22	29,990.62	1,175.31	1,409.90	456.07	505.72	-	33,537.62	251.14	
139	Page	64,083.03	51,821.85	1,762.96	1,174.91	638.50	475.43	-	55,873.68	433.95	
141	Patrick	60,182.10	50,059.27	1,175.31	1,174.91	364.86	316.96	-	53,091.30	419.19	
143	Pittsylvania	125,441.73	100,084.93	4,113.57	2,349.83	638.50	792.39	-	107,979.22	838.10	
145	Powhatan	40,495.85	30,908.64	1,371.19	1,174.91	456.07	396.20	-	34,307.01	258.83	
147	Prince Edward	36,972.42	25,657.83	2,938.27	1,409.90	364.86	316.96	-	30,687.81	214.86	
149	Prince George	17,171.87	8,918.45	2,546.50	1,409.90	364.86	475.43	-	11,715.13	57.93	
153	Prince William/Man/Man Pk	69,463.89	24,214.58	14,887.22	10,104.26	-	-	6,493.02	55,699.07	202.77	
155	Pulaski	59,951.40	43,886.58	4,701.23	1,879.86	547.28	475.43	-	51,490.39	367.50	
157	Reppahannock	20,102.47	13,912.80	783.54	704.95	273.64	237.72	-	15,912.65	116.60	
159	Richmond	24,201.15	18,548.07	783.54	704.95	182.43	316.96	-	20,553.94	155.32	
161	Roanoke	87,732.13	63,159.32	4,505.34	2,819.79	1,185.78	871.63	-	72,541.87	528.89	
163	Rockbridge/Lexington	36,214.58	25,529.22	1,958.84	1,409.90	364.86	316.96	-	29,579.77	213.78	
165	Rockingham/Harrisonburg	164,946.86	130,875.43	7,216.53	3,524.74	912.14	792.39	-	143,321.23	1,095.94	
167	Russell	45,605.93	31,924.55	2,350.61	1,644.88	547.28	396.20	-	36,863.53	267.33	
169	Scott	37,837.25	26,482.59	2,154.73	1,879.86	456.07	396.20	-	31,369.45	221.76	

FY17 Distribution of Premium Recoveries

CC	Locality	FY17 GRAND TOTAL RECOVERY	FY17 Liability Premium Distribution							FY17 TOTAL VARISK Liability Premium	Jail Risk Training Recovery Sheriff's/RJ
			Sheriffs/RJ	Com Atty	Clerk	Commissioner	Treasurer	Finance Director			
Conference Report Amounts		11,954,740.00	9,553,472.37	502,820.33	308,991.10	78,930.64	72,151.00	39,924.56	10,554,290.00	80,000.00	
171	Shenandoah	51,944.78	38,740.43	2,350.61	1,644.88	547.28	554.67	-	43,837.87	324.41	
173	Smyth	50,407.99	36,520.50	3,330.03	1,644.88	456.07	396.20	-	42,347.67	305.82	
175	Southampton/Franklin	87,795.87	71,338.90	2,742.38	2,393.52	364.86	505.72	-	77,345.37	697.39	
177	Spotsylvania	140,857.33	104,868.60	9,688.90	3,759.72	1,185.78	871.63	-	120,374.63	878.16	
179	Stafford	149,852.83	112,595.76	11,917.14	4,536.46	1,003.35	1,030.11	-	131,082.82	942.87	
181	Stafford	18,950.68	13,246.56	587.65	704.95	273.64	237.72	-	15,050.52	110.93	
183	Sussex	43,573.35	35,160.10	1,175.31	939.93	273.64	237.72	-	37,786.70	294.43	
185	Tazewell	65,320.65	45,011.58	5,288.88	2,819.79	638.50	792.39	-	54,551.14	376.92	
187	Warren	50,087.21	36,366.92	2,742.38	1,644.88	729.71	632.15	-	42,116.05	304.53	
191	Washington	75,303.78	59,609.52	2,546.50	1,879.86	729.71	554.67	-	65,320.26	499.17	
193	Westmoreland	35,644.79	26,493.12	2,244.09	939.93	456.07	396.20	-	30,529.40	221.85	
195	Wise/Norton	75,084.42	54,028.74	5,288.88	3,412.85	820.93	633.91	-	64,185.30	452.43	
197	Wythe	48,743.60	32,168.62	3,525.92	1,879.86	456.07	396.20	-	38,426.66	269.38	
199	York/Poquoson	78,564.05	56,584.18	3,330.03	2,584.81	1,600.91	713.15	-	64,813.09	473.83	
405	Alber/Charlottesville Reg JI	66,822.34	66,426.10	-	-	-	-	-	66,426.10	556.25	
410	Northwestern Reg JI	98,058.73	97,244.42	-	-	-	-	-	97,244.42	814.32	
420	Middle Peninsula Reg	44,923.26	44,550.20	-	-	-	-	-	44,550.20	373.06	
425	Central VA Reg Jail	41,033.56	40,692.80	-	-	-	-	-	40,692.80	340.76	
430	Piedmont Reg Jail	48,724.84	48,320.21	-	-	-	-	-	48,320.21	404.63	
435	Pr Wm/Man Reg Jail	155,310.42	154,020.66	-	-	-	-	-	154,020.66	1,289.76	
440	Northern Neck Reg JI	38,520.18	38,200.30	-	-	-	-	-	38,200.30	319.89	
445	Rockbridge Area Reg	22,524.33	22,337.28	-	-	-	-	-	22,337.28	187.05	
450	Rappahannock Sec Ctr	196,726.53	195,092.84	-	-	-	-	-	195,092.84	1,633.69	
455	Western Tidewater Reg	88,922.83	88,184.38	-	-	-	-	-	88,184.38	788.45	
460	Pamunkey Reg Jail	80,622.49	79,952.97	-	-	-	-	-	79,952.97	669.52	
465	Riverside Reg Jail	266,768.48	264,553.13	-	-	-	-	-	264,553.13	2,215.35	
470	VA Peninsula Reg JI	67,077.28	66,520.25	-	-	-	-	-	66,520.25	557.04	
475	Hampton Rds Reg JI	184,545.32	183,012.78	-	-	-	-	-	183,012.78	1,532.53	
480	New River Regional Jail	-	-	-	-	-	-	-	-	-	
485	Blue Ridge Regional Jail	168,241.68	166,844.54	-	-	-	-	-	166,844.54	1,397.14	
490	Peumansend Creek Reg JI	47,093.79	46,702.70	-	-	-	-	-	46,702.70	391.08	
491	Southside Regional Jail	21,953.66	21,771.25	-	-	-	-	-	21,771.25	182.31	
492	Southwest Regional Jail	281,994.99	279,653.20	-	-	-	-	-	279,653.20	2,341.79	
493	Middle River Regional Jail	94,995.28	94,206.40	-	-	-	-	-	94,206.40	788.88	
494	Western Virginia Regional Jail	117,884.67	116,905.71	-	-	-	-	-	116,905.71	978.96	
495	Meherin River Regional Jail	115,112.43	114,156.49	-	-	-	-	-	114,156.49	955.94	
496	RSW Regional Jail	67,208.77	66,650.65	-	-	-	-	-	66,650.65	558.13	
510	Alexandria	145,809.46	106,510.05	7,247.72	4,464.67	-	-	4,930.79	123,153.24	891.91	
511	Alexandria Drug Pros	1,045.42	-	783.54	-	-	-	-	783.54	-	
515	Bedford	-	-	-	-	-	-	-	-	-	
520	Bristol	69,975.75	55,660.53	2,742.38	1,409.90	547.28	321.61	-	60,681.70	466.10	
530	Buena Vista	7,353.38	2,075.54	783.54	704.95	182.43	237.72	-	3,984.17	17.38	
540	Charlottesville	15,589.25	5,534.76	3,721.80	1,768.25	820.93	554.67	-	12,400.41	46.35	
550	Chesapeake	295,721.17	224,281.33	14,691.33	11,562.69	1,824.28	2,120.37	-	254,480.00	1,878.11	
570	Colonial Heights	13,829.37	4,151.07	3,525.92	1,409.90	364.86	316.98	-	9,768.70	34.76	
580	Covington	1,858.57	-	-	-	273.64	237.72	-	511.36	-	
590	Danville	84,732.88	62,661.49	6,464.19	2,819.79	638.50	396.20	-	72,980.16	524.72	
595	Emporia	4,126.98	2,075.54	-	-	182.43	158.48	-	2,416.44	17.38	
600	Fairfax	2,945.38	-	-	-	638.50	396.20	-	1,034.69	-	
610	Falls Church	4,198.56	1,383.69	-	-	364.86	505.72	-	2,254.27	11.59	
620	Franklin	1,965.60	-	-	-	273.64	237.72	-	511.36	-	
630	Fredericksburg	27,917.21	7,610.30	4,897.11	2,114.84	456.07	505.72	-	15,584.04	63.73	
640	Galax	364.63	-	-	-	182.43	-	-	182.43	-	
650	Hampton	190,458.87	140,309.71	8,814.80	7,498.58	1,550.64	1,426.30	-	159,600.02	1,174.94	
651	Hampton Drug Pros	1,515.06	-	1,175.31	-	-	-	-	1,175.31	-	
660	Harrisonburg	2,870.35	-	-	-	547.28	396.20	-	943.48	-	
670	Hopewell	16,218.75	4,842.92	2,742.38	1,174.91	456.07	396.20	-	9,612.48	40.55	
678	Lexington	1,677.10	-	-	-	182.43	158.48	-	340.91	-	
680	Lynchburg	36,875.78	15,912.44	7,247.72	3,054.78	820.93	237.72	-	27,273.58	133.25	
683	Manassas	2,662.70	-	-	-	456.07	396.20	-	852.27	-	
685	Manassas Park	2,070.27	-	-	-	273.64	353.78	-	627.40	-	
690	Martinsville	51,973.23	38,487.93	3,525.92	1,644.88	456.07	316.98	-	44,431.75	322.29	
700	Newport News	239,918.67	177,242.22	14,691.33	6,344.53	3,201.82	1,980.98	-	203,460.88	1,484.21	
710	Norfolk	428,388.70	323,783.49	22,134.94	18,746.44	2,827.63	2,962.69	-	370,455.49	2,711.34	
720	Norton	4,135.87	2,075.54	-	-	182.43	158.48	-	2,416.44	17.38	
730	Petersburg	25,210.13	7,841.67	4,897.11	2,114.84	638.50	548.31	-	16,400.43	65.67	
735	Poquoson	2,581.15	-	-	-	456.07	396.20	-	852.27	-	
740	Portsmouth	218,854.18	174,915.28	13,058.39	5,404.60	1,185.78	1,347.08	-	195,911.11	1,464.73	
741	Portsmouth Drug Pros	973.89	-	783.54	-	-	-	-	783.54	-	
750	Radford	10,884.21	4,151.07	1,567.08	939.93	273.64	316.98	-	7,248.67	34.76	
760	Richmond	595,367.81	513,304.19	20,763.75	9,869.27	-	245.56	-	544,182.77	4,298.37	
765	Richmond	9,192.56	-	-	-	-	-	6,875.53	6,875.53	-	
770	Roanoke	276,716.75	226,295.40	8,618.91	6,344.53	1,276.99	1,267.83	-	243,803.66	1,894.98	
771	Roanoke Drug Pros	981.50	-	783.54	-	-	-	-	783.54	-	
775	Salem	14,613.98	5,534.76	2,154.73	1,174.91	456.07	396.20	-	9,716.67	46.35	
790	Staunton	13,908.68	4,151.07	2,742.38	1,668.44	456.07	475.43	-	9,493.39	34.76	
800	Suffolk	34,502.08	14,528.75	6,464.19	2,819.79	820.93	871.63	-	25,505.28	121.66	
810	Virginia Beach	413,075.97	315,074.93	19,392.56	13,863.98	3,192.49	3,248.80	-	354,772.76	2,638.41	
820	Waynesboro	13,577.11	4,151.07	3,525.92	1,174.91	364.86	316.98	-	9,533.72	34.76	
830	Williamsburg	1,707.47	-	-	-	273.64	158.48	-	432.12	-	
840	Winchester	18,638.55	4,842.92	5,484.76	1,979.86	456.07	396.20	-	13,059.81	40.55	
TOTALS		11,954,740.00	9,553,472.37	502,820.33	308,991.10	78,930.64	72,151.00	39,924.56	10,554,290.00	80,000.00	

FY17 Distribution of Premium Recoveries

		FY17 Surety Bond Premium Distribution							
CC	Locality	Sheriffs/RJ	Com Atty	Clerk	Commissioner	Treasurer	Finance Director	FY17 TOTAL Surety Bond Premium	
Conference Report Amounts		47,696.39	-	278,278.93	10,692.03	166,706.49	11,626.16	515,000.00	
001	Accomack	404.91	-	1,088.55	75.66	1,289.46	-	2,858.59	
003	Albemarle	165.85	-	7,735.09	-	-	1,574.24	9,475.18	
005	Alleghany/Covington	317.98	-	483.40	80.79	1,113.83	-	1,996.01	
007	Amelia	183.24	-	2,873.53	70.53	992.55	-	4,119.85	
009	Amherst	252.78	-	3,783.55	75.66	1,228.83	-	5,340.82	
011	Appomattox	174.55	-	436.84	70.53	992.55	-	1,874.46	
013	Arlington/Falls Church	1,017.78	-	8,197.19	147.52	3,077.22	-	12,439.71	
015	Augusta	400.57	-	3,286.58	106.46	1,637.60	-	5,431.20	
017	Bath	161.51	-	367.88	65.40	816.91	-	1,411.69	
019	Bedford/Bedford City	383.18	-	4,021.58	101.32	1,880.15	-	6,386.24	
021	Bland	165.85	-	372.78	65.40	816.91	-	1,420.94	
023	Botetourt	487.50	-	892.55	75.66	1,228.83	-	2,684.54	
025	Brunswick	209.32	-	927.54	70.53	992.55	-	2,199.94	
027	Buchanan	244.09	-	1,372.06	91.06	1,113.83	-	2,821.04	
029	Buckingham	196.28	-	962.53	65.40	992.55	-	2,216.76	
031	Campbell	331.02	-	2,758.07	91.06	1,576.96	-	4,757.12	
033	Caroline	239.74	-	1,211.05	75.66	1,053.19	-	2,579.65	
035	Carroll/Galax	248.44	-	4,005.81	80.79	1,113.83	-	5,448.87	
036	Charles City	165.85	-	764.78	60.26	816.91	-	1,807.81	
037	Charlotte	235.40	-	2,565.53	65.40	992.55	-	3,858.87	
041	Chesterfield	709.18	-	7,397.55	183.44	3,198.49	-	11,488.66	
042	Chesterfield Drug Pros	-	-	-	-	-	-	-	
043	Clarke	187.59	-	448.28	65.40	1,053.19	-	1,752.45	
045	Craig	157.16	-	367.88	60.26	816.91	-	1,402.21	
047	Culpeper	444.03	-	2,131.56	80.79	1,168.19	-	3,824.58	
049	Cumberland	170.20	-	367.88	65.40	816.91	-	1,420.39	
051	Dickenson	213.66	-	408.38	80.79	992.55	-	1,693.39	
053	Dinwiddie	248.44	-	483.40	75.66	992.55	-	1,800.05	
057	Essex	174.55	-	367.88	65.40	931.91	-	1,539.73	
059	Fairfax/Fairfax City	2,187.02	-	10,661.75	-	-	2,149.53	14,998.30	
061	Fauquier	513.58	-	1,581.09	101.32	1,637.60	-	3,813.59	
063	Floyd	187.59	-	408.38	65.40	992.55	-	1,651.92	
065	Fluvanna	218.01	-	1,821.79	75.66	1,235.10	-	3,350.57	
067	Franklin	439.69	-	1,571.58	85.93	1,576.96	-	3,674.16	
069	Frederick	387.53	-	948.59	106.46	1,637.60	-	3,080.17	
071	Giles	200.62	-	1,540.04	75.66	1,053.19	-	2,869.52	
073	Gloucester	404.91	-	483.40	80.79	1,289.46	-	2,258.58	
075	Goochland	209.32	-	3,095.79	60.26	1,053.19	-	4,418.56	
077	Grayson/Galax	200.62	-	1,379.03	70.53	992.55	-	2,642.74	
079	Greene	200.62	-	889.03	65.40	992.55	-	2,147.61	
081	Greensville/Emporia	187.59	-	2,030.04	70.53	931.91	-	3,220.07	
083	Halifax	287.56	-	3,944.56	85.93	1,228.83	-	5,546.87	
084	Halifax Drug Pros	-	-	-	-	-	-	-	
085	Hanover	452.73	-	5,925.60	116.72	2,046.38	-	8,541.43	
087	Henrico	1,508.95	-	4,130.31	-	-	1,689.30	7,328.56	
089	Henry	587.47	-	688.89	106.46	1,898.24	-	3,081.05	
090	Henrico Drug Pros	-	-	-	-	-	-	-	
091	Highland	161.51	-	960.78	60.26	758.28	-	1,938.82	
093	Isle of Wight	244.09	-	483.40	85.93	1,228.83	-	2,042.25	
095	James City/Williamsburg	170.20	-	7,812.10	96.19	1,698.24	-	9,776.73	
097	King and Queen	161.51	-	1,475.28	65.40	816.91	-	2,519.09	
099	King George	209.32	-	584.54	80.79	992.55	-	1,867.21	
101	King William	183.24	-	408.38	70.53	931.91	-	1,592.07	
103	Lancaster	226.70	-	423.53	70.53	992.55	-	1,713.32	
105	Lee	252.78	-	1,533.07	70.53	992.55	-	2,848.93	
107	Loudoun	1,639.35	-	2,257.76	152.65	2,531.48	-	6,581.23	
109	Louisa	244.09	-	4,263.06	80.79	1,228.83	-	5,816.77	
111	Lunenburg	183.24	-	521.53	65.40	992.55	-	1,762.72	
113	Madison	183.24	-	408.38	65.40	931.91	-	1,586.93	
115	Mathews	174.55	-	367.88	70.53	816.91	-	1,429.86	
117	Mecklenburg	265.82	-	5,722.57	75.66	1,228.83	-	7,292.88	
119	Middlesex	178.89	-	408.38	70.53	992.55	-	1,648.36	
121	Montgomery	561.39	-	948.59	106.46	1,819.51	-	3,435.95	
125	Nelson	187.59	-	1,256.53	70.53	1,053.19	-	2,567.84	
127	New Kent	196.28	-	1,097.28	70.53	931.91	-	2,296.01	
131	Northampton	457.07	-	1,379.03	70.53	992.55	-	2,899.19	
133	Northumberland	187.59	-	444.89	70.53	1,053.19	-	1,756.20	
135	Nottoway	191.93	-	1,379.03	65.40	992.55	-	2,628.91	
137	Orange	239.74	-	1,296.80	75.66	1,107.55	-	2,719.76	
139	Page	326.68	-	890.79	85.93	1,113.83	-	2,417.22	
141	Patrick	326.68	-	474.29	70.53	992.55	-	1,864.05	
143	Pittsylvania	574.43	-	3,815.09	85.93	1,758.88	-	6,234.32	
145	Powhatan	226.70	-	976.54	75.66	1,053.19	-	2,332.10	
147	Prince Edward	222.36	-	1,113.05	70.53	992.55	-	2,398.49	
149	Prince George	152.81	-	1,211.05	70.53	1,228.83	-	2,663.22	
153	Prince William/Man/Man Pk	257.13	-	1,908.23	-	-	1,694.09	3,859.45	
155	Pulaski	304.94	-	663.32	80.79	1,228.83	-	2,277.88	
157	Rappahannock	165.85	-	1,009.78	65.40	816.91	-	2,057.94	
159	Richmond	178.89	-	367.88	60.26	877.55	-	1,484.58	
161	Roanoke	457.07	-	3,402.10	116.72	1,819.51	-	5,795.41	
163	Rockbridge/Lexington	222.36	-	1,456.05	70.53	992.55	-	2,741.49	
165	Rockingham/Harrisonburg	778.72	-	3,027.63	101.32	1,758.88	-	5,666.55	
167	Russell	248.44	-	2,744.06	80.79	1,053.19	-	4,126.48	
169	Scott	226.70	-	798.07	75.66	1,053.19	-	2,153.62	

FY17 Distribution of Premium Recoveries

FY17 Surety Bond Premium Distribution								
CC	Locality	Sheriffs/RJ	Com Atty	Clerk	Commissioner	Treasurer	Finance Director	FY17 TOTAL Surety Bond Premium
Conference Report Amounts		47,696.39	-	278,278.93	10,692.03	166,706.49	11,626.16	515,000.00
171	Shenandoah	296.25	-	1,065.81	80.79	1,289.46	-	2,732.32
173	Smyth	270.17	-	1,310.81	75.66	1,168.19	-	2,824.83
175	Southampton/Franklin	439.69	-	1,494.56	70.53	992.55	-	2,997.33
177	Spotsylvania	517.93	-	6,447.14	116.72	2,107.01	-	9,188.80
179	Stafford	548.35	-	3,145.61	106.46	2,228.29	-	6,028.71
181	Surry	157.16	-	1,046.53	65.40	816.91	-	2,086.00
183	Sussex	257.13	-	668.53	85.40	931.91	-	1,922.98
185	Tazewell	309.29	-	2,201.60	85.93	1,471.38	-	4,068.20
187	Warren	283.21	-	1,249.56	91.06	1,168.19	-	2,792.02
191	Washington	339.72	-	1,116.57	91.06	1,576.96	-	3,124.31
193	Westmoreland	209.32	-	406.38	75.66	1,053.19	-	1,744.55
195	Wise/Norton	326.68	-	1,648.60	96.19	1,350.10	-	3,421.57
197	Wythe	252.78	-	3,983.07	75.66	1,053.19	-	5,364.70
199	York/Stafford	374.49	-	3,547.35	106.46	1,698.24	-	5,726.53
405	Albe/Charlottesville Reg JI	-	-	-	-	-	-	-
410	Northwestern Reg JI	-	-	-	-	-	-	-
420	Middle Peninsula Reg	-	-	-	-	-	-	-
425	Central VA Reg Jail	-	-	-	-	-	-	-
430	Piedmont Reg Jail	-	-	-	-	-	-	-
435	Pr Wm/Man Reg Jail	-	-	-	-	-	-	-
440	Northern Neck Reg JI	-	-	-	-	-	-	-
445	Rockbridge Area Reg	-	-	-	-	-	-	-
450	Rappahannock Sec Ctr	-	-	-	-	-	-	-
455	Western Tidewater Reg	-	-	-	-	-	-	-
460	Pamunkey Reg Jail	-	-	-	-	-	-	-
465	Riverside Reg Jail	-	-	-	-	-	-	-
470	VA Peninsula Reg JI	-	-	-	-	-	-	-
475	Hampton Rds Reg JI	-	-	-	-	-	-	-
480	New River Regional Jail	-	-	-	-	-	-	-
485	Blue Ridge Regional Jail	-	-	-	-	-	-	-
490	Peumansend Creek Reg JI	-	-	-	-	-	-	-
491	Southside Regional Jail	-	-	-	-	-	-	-
492	Southwest Regional Jail	-	-	-	-	-	-	-
493	Middle River Regional Jail	-	-	-	-	-	-	-
494	Western Virginia Regional Jail	-	-	-	-	-	-	-
495	Meherrin River Regional Jail	-	-	-	-	-	-	-
496	RSW Regional Jail	-	-	-	-	-	-	-
510	Alexandria	683.10	-	5,876.67	-	-	2,201.97	8,761.73
511	Alexandria Drug Pros	-	-	-	-	-	-	-
515	Bedford	-	-	-	-	-	-	-
520	Bristol	348.41	-	1,811.30	80.79	1,107.55	-	3,348.06
530	Buena Vista	118.04	-	1,083.28	60.26	1,046.91	-	2,308.49
540	Charlottesville	139.77	-	1,617.06	96.19	1,289.46	-	3,142.49
550	Chesapeake	1,278.58	-	8,582.28	152.65	3,409.67	-	13,423.17
570	Colonial Heights	131.08	-	483.40	70.53	1,107.55	-	1,792.56
580	Covington	-	-	-	65.40	1,046.91	-	1,112.31
590	Danville	435.34	-	714.45	91.06	1,168.19	-	2,409.04
595	Emporia	118.04	-	-	60.26	966.28	-	1,164.58
600	Fairfax	-	-	-	85.93	1,168.19	-	1,254.12
610	Falls Church	113.69	-	-	70.53	1,107.55	-	1,291.77
620	Franklin	-	-	-	65.40	1,046.91	-	1,112.31
630	Fredericksburg	152.81	-	7,696.58	75.66	1,107.55	-	9,032.60
640	Galax	-	-	-	60.26	-	-	60.26
650	Hampton	900.43	-	8,120.17	137.25	3,106.48	-	12,264.33
651	Hampton Drug Pros	-	-	-	-	-	-	-
660	Harrisonburg	-	-	-	80.79	1,168.19	-	1,248.98
670	Hopewell	135.43	-	2,826.29	75.66	1,168.19	-	4,205.57
678	Lexington	-	-	-	60.26	966.28	-	1,046.54
680	Lynchburg	204.97	-	2,362.61	96.19	1,046.91	-	3,710.69
683	Manassas	-	-	-	75.66	1,168.19	-	1,243.85
685	Manassas Park	-	-	-	65.40	1,046.91	-	1,112.31
690	Martinsville	313.64	-	521.91	75.66	1,107.55	-	2,018.76
700	Newport News	1,000.40	-	8,389.74	162.91	3,530.94	-	13,083.99
710	Norfolk	2,147.90	-	7,401.19	209.11	3,894.77	-	13,652.96
720	Norton	118.04	-	-	60.26	966.28	-	1,164.58
730	Petersburg	148.47	-	4,021.58	85.93	1,228.83	-	5,484.80
735	Poquoson	-	-	-	75.66	1,168.19	-	1,243.85
740	Portsmouth	804.80	-	1,138.05	116.72	1,895.84	-	3,955.41
741	Portsmouth Drug Pros	-	-	-	-	-	-	-
750	Radford	131.08	-	619.53	65.40	1,107.55	-	1,923.56
760	Richmond	2,347.84	-	2,842.37	-	181.91	-	5,372.12
765	Richmond	-	-	-	-	-	2,317.03	2,317.03
770	Roanoke	996.05	-	8,389.74	121.85	1,835.20	-	11,342.84
771	Roanoke Drug Pros	-	-	-	-	-	-	-
775	Salem	139.77	-	1,179.31	75.66	1,168.19	-	2,562.93
790	Staunton	131.08	-	693.57	75.66	1,228.83	-	2,129.14
800	Suffolk	196.28	-	1,650.35	96.19	1,532.01	-	3,474.84
810	Virginia Beach	1,978.38	-	9,023.52	229.63	4,501.14	-	15,732.68
820	Waynesboro	131.08	-	444.89	70.53	1,107.55	-	1,754.05
830	Williamsburg	-	-	-	65.40	966.28	-	1,051.67
840	Winchester	135.43	-	1,018.57	75.66	1,168.19	-	2,397.85
TOTALS		47,696.39	-	278,278.93	10,692.03	166,706.49	11,626.16	515,000.00

FY17 Distribution of Premium Recoveries

FY17 Retiree Health Care Credit Premium Distribution								
CC	Locality	Sheriffs/RJ	Com Atty	Clerk	Commissioner	Treasurer	Finance Director	FY17 TOTAL Retiree Health Care Credit Premium
Conference Report Amounts		508,278.00	119,961.00	87,071.00	46,996.00	43,144.00	-	805,450.00
001	Accomack	4,694.70	609.54	527.15	270.94	323.52	-	6,425.86
003	Albemarle	1,277.75	945.73	790.55	-	-	-	3,014.02
005	Alleghany/Covington	3,859.52	714.43	572.34	335.87	291.76	-	5,773.92
007	Amelia	1,349.69	403.50	351.09	198.54	198.53	-	2,501.35
009	Amherst	2,764.31	717.11	535.18	258.77	296.76	-	4,572.12
011	Appomattox	1,327.15	549.72	321.53	247.99	181.83	-	2,628.21
013	Arlington/Falls Church	-	-	-	-	-	-	-
015	Augusta	5,051.87	1,035.06	718.54	604.89	422.14	-	7,832.49
017	Bath	921.31	127.69	267.69	165.50	132.59	-	1,614.78
019	Bedford/Bedford City	4,556.28	1,046.00	763.43	691.81	635.31	-	7,692.82
021	Bland	908.51	285.33	260.17	187.06	131.91	-	1,772.98
023	Botetourt	6,229.66	757.67	569.22	293.63	298.79	-	8,148.97
025	Brunswick	1,798.24	541.73	391.07	221.09	182.81	-	3,134.94
027	Buchanan	2,536.30	837.03	559.54	372.40	338.58	-	4,643.84
029	Buckingham	1,485.77	371.92	350.31	175.74	185.99	-	2,569.74
031	Campbell	4,163.76	940.10	634.93	518.57	355.64	-	6,613.00
033	Caroline	2,193.12	413.84	512.03	292.57	238.62	-	3,650.17
035	Carroll/Galax	2,487.46	805.82	495.41	328.37	321.43	-	4,438.48
036	Charles City	881.77	292.06	272.61	121.93	121.85	-	1,690.22
037	Charlotte	2,159.99	281.18	345.02	170.97	197.53	-	3,154.69
041	Chesterfield	9,721.61	3,723.86	2,179.64	1,653.56	1,553.81	-	18,832.48
042	Chesterfield Drug Pros	-	195.98	-	-	-	-	195.98
043	Clarke	1,380.46	349.17	292.48	173.61	228.46	-	2,424.17
045	Craig	836.37	129.82	246.30	121.93	159.70	-	1,494.12
047	Culpeper	5,075.39	741.11	571.40	313.21	320.79	-	7,021.90
049	Cumberland	1,060.82	288.95	282.00	163.88	193.31	-	1,988.96
051	Dickenson	1,784.14	420.51	368.39	291.84	227.41	-	3,072.29
053	Dinwiddie	2,509.40	632.32	486.59	328.68	206.35	-	4,163.33
057	Essex	1,108.42	401.82	316.52	200.69	153.75	-	2,181.21
059	Fairfax/Fairfax City	-	-	-	-	-	-	-
061	Fauquier	6,576.25	885.34	854.93	525.55	431.61	-	9,273.88
063	Floyd	1,317.69	416.88	357.32	194.76	194.63	-	2,481.28
065	Fluvanna	1,826.20	493.52	472.94	285.73	351.02	-	3,429.41
067	Franklin	5,593.41	1,088.66	684.58	453.86	431.60	-	8,252.11
069	Frederick	4,641.73	981.28	704.12	625.42	443.15	-	7,395.71
071	Giles	1,787.77	516.25	420.04	308.51	251.31	-	3,283.87
073	Gloucester	4,629.45	724.33	515.75	336.20	366.20	-	6,571.93
075	Goochland	1,664.27	491.24	435.75	209.20	242.38	-	3,042.84
077	Grayson/Galax	1,737.76	523.78	406.71	199.12	197.61	-	3,064.98
079	Greene	1,514.05	428.13	351.15	182.88	180.07	-	2,656.28
081	Greensville/Emporia	1,395.15	813.39	420.63	212.87	135.40	-	2,977.44
083	Halifax	2,850.06	875.55	572.77	362.67	323.73	-	4,984.78
084	Halifax Drug Pros	-	198.00	-	-	-	-	198.00
085	Hanover	6,196.10	1,845.25	1,025.01	709.38	619.95	-	10,195.69
087	Henrico	22,459.78	3,936.12	2,414.08	-	-	-	28,809.97
089	Henry	8,470.34	1,025.31	830.79	516.91	477.79	-	11,321.14
090	Henrico Drug Pros	-	225.19	-	-	-	-	225.19
091	Highland	839.43	108.67	266.66	129.91	133.18	-	1,477.85
093	Isle of Wight	2,202.24	687.08	491.43	374.12	305.69	-	4,060.57
095	James City/Williamsburg	1,292.04	1,008.93	887.56	492.47	441.67	-	4,122.67
097	King and Queen	832.21	239.09	259.93	159.43	152.16	-	1,642.81
099	King George	1,796.66	491.83	403.46	292.27	203.90	-	3,188.11
101	King William	1,297.41	291.56	355.02	214.23	147.99	-	2,306.20
103	Lancaster	2,191.21	436.27	324.71	207.36	207.25	-	3,366.81
105	Lee	2,642.11	688.64	565.44	297.59	215.15	-	4,408.94
107	Loudoun	24,357.31	1,604.27	1,942.65	1,036.35	1,020.30	-	29,960.88
109	Louisa	2,319.55	622.27	505.49	341.12	333.84	-	4,122.27
111	Lunenburg	1,280.33	309.11	340.85	148.86	190.54	-	2,269.70
113	Madison	1,311.25	306.87	368.11	167.52	203.59	-	2,357.34
115	Mathews	1,057.88	301.77	280.70	183.72	199.36	-	2,003.43
117	Mecklenburg	2,890.80	857.93	636.79	290.87	318.38	-	4,994.77
119	Middlesex	1,275.27	288.95	344.10	236.26	195.69	-	2,340.28
121	Montgomery	7,079.76	1,224.02	745.45	574.68	529.30	-	10,153.22
125	Nelson	1,430.26	401.78	378.24	197.46	238.36	-	2,646.10
127	New Kent	1,622.18	425.37	384.50	232.81	205.85	-	2,870.70
131	Northampton	5,335.01	410.81	363.66	215.69	191.02	-	6,516.19
133	Northumberland	1,330.67	391.53	433.03	211.37	283.72	-	2,650.32
135	Nottoway	1,475.34	397.46	320.23	166.27	194.63	-	2,553.93
137	Orange	2,417.59	421.89	505.63	248.80	222.80	-	3,816.70
139	Page	3,730.77	529.97	463.47	349.32	284.67	-	5,358.20
141	Patrick	3,546.72	441.49	382.32	253.21	183.81	-	4,807.56
143	Pittsylvania	7,625.89	1,050.44	791.87	434.89	487.00	-	10,390.08
145	Powhatan	2,169.47	446.29	442.76	269.25	270.15	-	3,597.92
147	Prince Edward	1,923.35	762.71	557.40	216.54	211.27	-	3,671.27
149	Prince George	942.90	690.46	533.81	278.63	289.59	-	2,735.38
153	Prince William/Man/Man Pk	3,054.97	3,612.90	3,134.73	-	-	-	9,702.60
155	Pulaski	3,307.90	1,187.86	632.73	394.91	292.23	-	5,816.63
157	Rappahannock	1,095.14	295.57	305.08	166.40	153.18	-	2,015.38
159	Richmond	1,145.18	308.95	262.77	121.93	186.46	-	2,025.30
161	Roanoke	5,379.54	1,216.07	973.58	704.02	592.76	-	8,865.96
163	Rockbridge/Lexington	2,097.26	643.98	490.20	252.57	195.53	-	3,679.54
165	Rockingham/Harrisonburg	11,027.09	1,635.66	1,099.59	587.99	512.81	-	14,863.14
167	Russell	2,567.71	630.84	535.90	316.34	297.80	-	4,348.59
169	Scott	2,400.64	595.64	583.52	261.48	251.14	-	4,092.41

FY17 Distribution of Premium Recoveries

FY17 Retiree Health Care Credit Premium Distribution								
CC	Locality	Sheriffs/RJ	Com Atty	Clerk	Commissioner	Treasurer	Finance Director	FY17 TOTAL Retiree Health Care Credit Premium
Conference Report Amounts		508,278.00	119,961.00	87,071.00	46,996.00	43,144.00	-	805,450.00
171	Shenandoah	3,200.39	655.11	656.29	318.21	320.18	-	5,050.18
173	Smyth	3,015.08	867.17	643.42	241.94	262.04	-	4,929.66
175	Southampton/Franklin	5,111.42	712.02	575.69	259.98	196.66	-	6,855.79
177	Spotsylvania	6,281.44	1,430.69	1,241.49	803.11	659.01	-	10,415.73
179	Stafford	7,158.28	1,906.96	1,223.81	753.01	766.38	-	11,798.44
181	Surry	841.05	291.85	275.84	152.72	141.78	-	1,703.24
183	Sussex	2,425.34	435.27	352.40	162.26	193.99	-	3,569.25
185	Tazewell	3,376.35	1,272.80	821.88	385.99	467.35	-	6,324.38
187	Warren	2,961.01	701.90	545.23	399.15	267.33	-	4,874.61
191	Washington	4,133.54	733.50	632.32	428.80	431.89	-	6,360.05
193	Westmoreland	1,784.72	473.06	383.66	260.41	247.13	-	3,148.98
195	Wise/Norton	3,824.05	1,335.18	866.57	565.27	434.04	-	7,025.12
197	Wythe	2,562.89	938.34	598.20	291.46	291.97	-	4,682.86
199	York/Poquoson	4,737.30	944.22	849.56	574.06	445.46	-	7,550.60
405	Albe/Charlottesville Reg JI	-	-	-	-	-	-	-
410	Northwestern Reg JI	-	-	-	-	-	-	-
420	Middle Peninsula Reg	-	-	-	-	-	-	-
425	Central VA Reg Jail	-	-	-	-	-	-	-
430	Piedmont Reg Jail	-	-	-	-	-	-	-
435	Pr Wm/Man Reg Jail	-	-	-	-	-	-	-
440	Northern Neck Reg JI	-	-	-	-	-	-	-
445	Rockbridge Area Reg	-	-	-	-	-	-	-
450	Rappahannock Sec Ctr	-	-	-	-	-	-	-
455	Western Tidewater Reg	-	-	-	-	-	-	-
460	Pamunkey Reg Jail	-	-	-	-	-	-	-
465	Riverside Reg Jail	-	-	-	-	-	-	-
470	VA Peninsula Reg JI	-	-	-	-	-	-	-
475	Hampton Rds Reg JI	-	-	-	-	-	-	-
480	New River Regional Jail	-	-	-	-	-	-	-
485	Blue Ridge Regional Jail	-	-	-	-	-	-	-
490	Peumansend Creek Reg JI	-	-	-	-	-	-	-
491	Southside Regional Jail	-	-	-	-	-	-	-
492	Southwest Regional Jail	-	-	-	-	-	-	-
493	Middle River Regional Jail	-	-	-	-	-	-	-
494	Western Virginia Regional Jail	-	-	-	-	-	-	-
495	Meherin River Regional Jail	-	-	-	-	-	-	-
496	RSW Regional Jail	-	-	-	-	-	-	-
510	Alexandria	9,290.14	1,977.92	1,734.53	-	-	-	13,002.58
511	Alexandria Drug Pros	-	261.88	-	-	-	-	261.88
515	Bedford	-	-	-	-	-	-	-
520	Bristol	3,664.54	827.11	469.06	321.24	197.96	-	5,479.90
530	Buena Vista	252.77	289.40	245.76	121.93	133.48	-	1,043.34
540	Charlottesville	-	-	-	-	-	-	-
550	Chesapeake	17,903.32	3,390.16	2,269.37	1,132.61	1,244.42	-	25,939.88
570	Colonial Heights	460.35	909.63	456.08	218.96	168.12	-	2,233.35
580	Covington	-	-	-	169.57	165.33	-	334.90
590	Danville	5,581.64	1,673.42	871.29	409.00	283.40	-	8,818.75
595	Emporia	265.43	-	-	139.96	133.18	-	528.58
600	Fairfax	-	-	-	408.44	250.13	-	658.57
610	Falls Church	213.21	-	-	239.05	188.67	-	640.93
620	Franklin	-	-	-	187.55	154.38	-	341.93
630	Fredericksburg	884.98	1,123.36	629.72	377.58	221.21	-	3,236.84
640	Galax	-	-	-	121.93	-	-	121.93
650	Hampton	12,014.32	2,172.57	1,472.87	916.65	842.97	-	17,419.38
651	Hampton Drug Pros	-	339.76	-	-	-	-	339.76
660	Harrisonburg	-	-	-	360.03	317.86	-	677.89
670	Hopewell	614.60	757.57	441.86	275.91	270.22	-	2,360.15
678	Lexington	-	-	-	167.80	121.85	-	289.65
680	Lynchburg	2,250.99	1,831.93	1,005.72	486.06	183.56	-	5,758.26
683	Manassas	-	-	-	264.99	301.59	-	566.58
685	Manassas Park	-	-	-	179.64	150.91	-	330.55
690	Marinsville	3,369.24	861.33	517.70	269.41	182.73	-	5,200.42
700	Newport News	13,867.40	3,473.90	2,159.47	1,250.96	1,137.85	-	21,889.59
710	Norfolk	29,277.37	5,148.07	3,401.84	1,964.05	1,775.60	-	41,566.92
720	Norton	271.01	-	-	133.28	133.18	-	537.47
730	Petersburg	936.04	1,327.27	640.18	422.63	293.11	-	3,619.23
735	Poquoson	-	-	-	255.27	229.77	-	485.04
740	Portsmouth	11,310.80	2,773.53	1,692.52	828.49	917.59	-	17,522.93
741	Portsmouth Drug Pros	-	190.35	-	-	-	-	190.35
750	Radford	525.65	455.81	350.48	148.09	197.18	-	1,677.21
760	Richmond	31,762.61	5,755.49	3,741.85	-	254.60	-	41,514.55
765	Richmond	-	-	-	-	-	-	-
770	Roanoke	13,812.11	1,997.86	2,235.44	779.24	850.61	-	19,675.27
771	Roanoke Drug Pros	-	197.97	-	-	-	-	197.97
775	Salem	708.99	580.94	449.21	275.86	273.02	-	2,288.03
790	Staunton	515.30	668.40	482.39	303.31	281.99	-	2,251.39
800	Suffolk	1,666.50	1,751.79	905.68	466.12	610.21	-	5,400.29
810	Virginia Beach	27,261.11	4,591.91	3,605.46	2,293.16	2,180.47	-	39,932.11
820	Waynesboro	511.48	880.65	437.44	222.20	202.82	-	2,254.58
830	Williamsburg	-	-	-	172.05	51.63	-	223.68
840	Winchester	608.45	1,360.59	667.67	264.85	238.78	-	3,140.34
TOTALS		508,278.00	119,961.00	87,071.00	46,996.00	43,144.00	-	805,450.00

FY17 Distribution of Premium Recoveries

		FY18 Projected Liability Premium Distribution							
CC	Locality	Sheriffs/RJ	Com Atty	Clerk	Commissioner	Treasurer	Finance Director	FY18 Projected TOTAL VARISK Liability Premium	
Conference Report Amounts		9,873,848.45	316,006.84	242,462.68	27,573.25	65,241.74	29,157.04	10,554,290.00	
001	Accomack	54,230.14	1,305.96	967.07	131.19	375.76	-	57,010.11	
003	Albemarle	2,955.69	2,575.60	1,643.22	-	-	3,678.63	10,852.94	
005	Alleghany/Covington	39,889.07	1,503.12	967.07	154.31	327.04	-	42,840.60	
007	Amelia	14,877.67	892.52	664.20	107.27	226.88	-	16,568.54	
009	Amherst	40,015.93	1,671.35	969.75	130.94	329.36	-	43,117.33	
011	Appomattox	15,858.87	1,102.63	664.20	106.83	226.41	-	17,958.93	
013	Arlington/Falls Church	132,618.28	16,538.89	3,274.46	408.85	14,441.08	-	167,281.56	
016	Augusta	54,413.66	2,259.99	1,366.91	261.92	421.92	-	58,754.40	
017	Bath	10,835.29	463.69	506.86	81.89	173.55	-	12,061.28	
019	Bedford/Bedford City	48,593.73	2,075.34	1,366.91	247.31	617.78	-	52,931.06	
021	Bland	11,567.32	463.69	506.86	82.08	173.55	-	12,793.51	
023	Botetourt	71,392.64	1,520.75	967.07	130.94	327.04	-	74,338.44	
025	Brunswick	19,516.09	1,104.30	823.68	106.83	226.41	-	21,777.30	
027	Buchanan	27,123.17	1,698.21	1,113.38	199.39	327.04	-	30,461.17	
029	Buckingham	17,084.05	681.64	664.20	81.89	226.41	-	18,738.19	
031	Campbell	44,850.92	1,914.43	1,502.89	199.08	375.14	-	48,842.47	
033	Carolina	33,440.83	1,355.45	969.75	130.94	277.51	-	36,174.47	
035	Carroll/Galax	25,933.19	1,501.15	1,116.25	154.85	327.61	-	29,033.05	
036	Charles City	11,567.32	463.69	506.86	55.99	173.96	-	12,767.82	
037	Charlotte	25,885.69	463.69	506.86	81.89	226.88	-	27,165.01	
041	Chesterfield	86,689.66	5,997.54	5,430.83	1,032.34	1,183.82	-	100,334.20	
042	Chesterfield Drug Pros	-	463.69	-	-	-	-	463.69	
043	Clarke	17,565.15	1,536.14	506.86	81.89	278.56	-	19,968.61	
045	Craig	9,982.00	463.69	506.86	55.99	173.96	-	11,182.60	
047	Culpeper	108,311.43	4,019.86	1,475.00	334.15	379.87	-	114,520.30	
049	Cumberland	12,883.12	463.69	506.86	81.89	173.96	-	14,109.52	
051	Dickenson	21,266.40	905.54	664.20	154.58	226.41	-	23,217.13	
053	Dinwiddie	27,013.14	1,501.15	973.85	130.94	312.58	-	29,931.66	
057	Essex	13,310.58	463.69	506.86	81.89	173.55	-	14,536.58	
059	Fairfax/Fairfax City	302,990.96	11,211.00	15,914.32	-	-	4,314.67	334,430.95	
061	Fauquier	77,262.22	1,885.20	1,625.43	241.51	421.92	-	81,436.28	
063	Floyd	15,462.05	771.18	807.07	81.89	226.88	-	17,349.07	
065	Fluvanna	29,214.20	939.14	819.91	131.44	425.95	-	31,530.63	
067	Franklin	112,137.89	2,075.34	1,695.49	177.01	377.64	-	116,463.17	
069	Frederick	65,782.78	3,945.18	1,964.37	263.02	922.64	-	72,787.98	
071	Giles	19,075.63	1,107.70	836.21	130.94	278.56	-	21,429.04	
073	Gloucester	80,781.52	2,590.44	967.07	154.31	375.76	-	84,869.10	
075	Goochland	19,888.88	681.64	886.15	55.99	278.03	-	21,790.69	
077	Grayson/Galax	18,626.93	1,104.30	664.20	106.83	226.88	-	20,729.13	
079	Greene	31,732.14	463.69	664.20	81.89	227.35	-	33,169.27	
081	Greensville/Emporia	15,638.66	1,691.93	817.46	107.05	173.55	-	18,428.65	
083	Halifax	61,368.17	2,024.01	1,113.38	299.58	327.61	-	65,132.74	
084	Halifax Drug Pros	-	463.69	-	-	-	-	463.69	
085	Hanover	73,901.75	3,362.34	2,162.98	301.68	512.58	-	80,241.32	
087	Henrico	174,247.31	10,398.68	5,124.48	-	-	5,358.48	195,128.95	
089	Henry	84,702.06	2,285.55	1,622.15	261.92	467.46	-	89,339.15	
090	Henrico Drug Pros	-	463.69	-	-	-	-	463.69	
091	Highland	10,776.75	463.69	511.77	55.99	118.67	-	11,926.87	
093	Isle of Wight	25,473.01	1,505.09	1,106.21	177.59	885.70	-	29,147.62	
095	James City/Williamsburg	2,770.95	2,832.19	1,802.18	221.57	468.16	-	8,095.05	
097	King and Queen	10,776.75	463.69	506.86	81.89	173.55	-	12,002.75	
099	King George	19,279.57	1,144.91	818.68	154.85	226.41	-	21,624.41	
101	King William	14,694.73	463.69	4,052.08	107.27	173.55	-	19,491.33	
103	Lancaster	23,758.64	893.23	664.20	106.83	226.41	-	25,849.31	
105	Lee	29,644.79	1,501.15	1,261.21	106.83	226.41	-	32,740.39	
107	Loudoun	691,631.14	4,455.56	4,657.06	429.36	834.63	-	602,007.75	
109	Louisa	29,230.15	1,285.89	1,116.25	154.58	328.77	-	32,115.64	
111	Lunenburg	14,869.40	682.91	759.21	283.07	448.78	-	17,043.37	
113	Madison	14,694.73	463.69	719.44	81.89	173.55	-	16,133.31	
115	Mathews	13,764.65	463.69	506.86	106.83	173.55	-	15,015.58	
117	Mecklenburg	28,536.49	1,889.68	1,269.16	130.94	328.19	-	32,154.45	
119	Middlesex	15,729.10	463.69	669.80	107.05	226.41	-	17,196.05	
121	Montgomery	94,702.78	2,602.38	1,589.90	659.75	746.58	-	100,301.37	
125	Nelson	16,809.65	953.87	664.20	106.83	278.56	-	18,813.11	
127	New Kent	17,046.42	804.76	705.23	106.83	173.55	-	18,836.79	
131	Northampton	65,462.82	681.64	664.20	106.83	226.41	-	67,141.90	
133	Northumberland	17,603.32	739.31	903.67	106.83	278.03	-	19,631.17	
135	Nottoway	16,230.18	682.91	664.20	81.89	227.35	-	17,886.53	
137	Orange	25,276.78	681.64	967.07	130.94	809.90	-	27,866.32	
139	Page	43,676.64	1,243.48	817.46	177.30	327.61	-	46,242.48	
141	Patrick	42,191.09	681.64	817.46	106.83	226.41	-	44,023.42	
143	Pittsylvania	84,353.85	2,259.99	1,881.11	177.01	513.32	-	89,185.28	
145	Powhatan	33,808.40	681.64	819.91	131.44	278.03	-	35,719.41	
147	Prince Edward	21,625.00	1,894.01	975.25	106.83	226.88	-	24,627.97	
149	Prince George	2,061.22	1,503.12	978.07	107.05	327.61	-	4,977.06	
153	Prince William/Man/Man Pk	8,522.40	7,372.32	5,470.02	-	-	5,472.46	24,837.20	
155	Pulaski	36,988.61	2,438.95	1,258.11	328.39	327.04	-	41,341.09	
157	Rappahannock	11,726.03	507.05	506.86	81.89	173.55	-	12,995.38	
159	Richmond	15,632.74	463.69	506.86	55.99	226.88	-	16,886.16	
161	Roanoke	53,232.11	2,844.93	1,802.18	301.28	555.11	-	58,735.61	
163	Rockbridge/Lexington	21,516.60	1,099.33	967.07	106.83	226.41	-	23,916.24	
165	Rockingham/Harrisonburg	110,304.79	6,082.25	2,190.46	241.51	513.32	-	119,332.33	
167	Russell	26,906.74	1,497.27	1,128.25	154.31	278.03	-	29,964.60	
169	Scott	22,320.13	1,102.63	1,280.76	131.44	278.03	-	25,112.98	


FY17 Distribution of Premium Recoveries

		FY18 Projected Liability Premium Distribution							
CC	Locality	Sheriffs/RJ	Com Atty	Clerk	Commissioner	Treasurer	Finance Director	FY18 Projected TOTAL VARISK Liability Premium	
Conference Report Amounts		9,873,848.45	316,006.84	242,462.68	27,573.25	65,241.74	29,157.04	10,554,290.00	
171	Shenandoah	32,651.31	1,304.14	1,119.37	154.31	375.76	-	35,604.88	
173	Smyth	30,780.30	1,955.29	1,120.66	130.94	278.03	-	34,265.22	
175	Southampton/Franklin	60,126.04	1,605.36	2,017.31	107.27	637.50	-	64,493.49	
177	Spotsylvania	89,048.91	8,461.61	2,318.70	876.54	669.05	-	101,374.81	
179	Stafford	124,915.39	10,044.04	3,823.43	262.29	645.36	-	139,690.50	
181	Surry	14,279.41	463.69	508.77	81.89	173.55	-	15,507.32	
183	Sussex	29,633.73	959.81	666.40	81.89	173.55	-	31,515.38	
185	Tazewell	37,936.79	2,784.66	1,817.46	177.01	516.33	-	43,232.24	
187	Warren	30,650.87	1,501.15	1,368.16	199.39	856.74	-	34,574.31	
191	Washington	51,205.11	2,020.76	1,264.36	199.08	375.14	-	55,064.45	
193	Westmoreland	23,860.07	1,891.37	664.20	130.94	278.03	-	26,824.61	
195	Wise/Norton	45,538.65	3,553.29	2,876.43	220.57	421.92	-	52,608.85	
197	Wythe	27,112.44	2,147.32	1,261.21	131.19	278.03	-	30,930.19	
199	York/Poquoson	47,690.43	2,399.74	1,764.54	1,765.86	520.97	-	54,141.55	
405	Albe/Charlottesville Reg JI	55,985.43	-	-	-	-	-	55,985.43	
410	Northwestern Reg JI	287,017.57	-	-	-	-	-	287,017.57	
420	Middle Peninsula Reg	37,547.92	-	-	-	-	-	37,547.92	
425	Central VA Reg Jail	66,343.63	-	-	-	-	-	66,343.63	
430	Piedmont Reg Jail	186,462.21	-	-	-	-	-	186,462.21	
435	Pr Wm/Man Reg Jail	276,521.91	-	-	-	-	-	276,521.91	
440	Northern Neck Reg JI	32,196.08	-	-	-	-	-	32,196.08	
445	Rockbridge Area Reg	18,826.37	-	-	-	-	-	18,826.37	
450	Rappahannock Sec Ctr	259,492.84	-	-	-	-	-	259,492.84	
455	Western Tidewater Reg	78,893.84	-	-	-	-	-	78,893.84	
460	Pamunkey Reg Jail	84,627.75	-	-	-	-	-	84,627.75	
465	Riverside Reg Jail	224,655.44	-	-	-	-	-	224,655.44	
470	VA Peninsula Reg JI	56,064.78	-	-	-	-	-	56,064.78	
475	Hampton Rds Reg JI	161,466.09	-	-	-	-	-	161,466.09	
480	New River Regional Jail	-	-	-	-	-	-	-	
485	Blue Ridge Regional Jail	103,410.55	-	-	-	-	-	103,410.55	
490	Peumansend Creek Reg JI	36,327.02	-	-	-	-	-	36,327.02	
491	Southside Regional Jail	18,349.31	-	-	-	-	-	18,349.31	
492	Southwest Regional Jail	347,276.29	-	-	-	-	-	347,276.29	
493	Middle River Regional Jail	79,399.30	-	-	-	-	-	79,399.30	
494	Western Virginia Regional Jail	98,530.79	-	-	-	-	-	98,530.79	
495	Meherrin River Regional Jail	253,201.42	-	-	-	-	-	253,201.42	
496	RSW Regional Jail	56,174.68	-	-	-	-	-	56,174.68	
510	Alexandria	89,769.09	3,974.41	3,615.49	-	-	4,537.94	101,896.93	
511	Alexandria Drug Pros	-	463.69	-	-	-	-	463.69	
515	Bedford	-	-	-	-	-	-	-	
520	Bristol	46,911.96	1,497.27	969.75	155.13	271.06	-	49,805.16	
530	Buena Vista	583.24	463.69	508.86	55.99	173.55	-	1,783.34	
540	Charlottesville	2,234.24	2,741.16	1,490.32	220.57	375.14	-	7,061.43	
550	Chesapeake	189,029.41	7,580.78	9,745.29	425.39	1,787.10	-	208,587.97	
570	Colonial Heights	1,147.01	1,885.20	973.85	106.83	226.41	-	4,339.30	
580	Covington	-	-	-	81.89	173.55	-	255.44	
590	Danville	52,812.53	3,526.09	1,910.52	199.08	277.51	-	58,725.73	
595	Emporia	755.79	-	-	55.99	118.67	-	930.44	
600	Fairfax	-	-	-	177.59	277.51	-	455.10	
610	Falls Church	391.70	-	-	107.27	1,685.41	-	2,184.39	
620	Franklin	-	-	-	82.08	173.55	-	255.63	
630	Fredericksburg	2,694.21	3,945.92	1,545.83	130.94	862.45	-	9,179.35	
640	Galax	-	-	-	55.99	-	-	55.99	
650	Hampton	118,256.21	4,515.75	6,741.38	374.63	830.66	-	130,718.63	
651	Hampton Drug Pros	-	681.64	-	-	-	-	681.64	
660	Harrisonburg	-	-	-	154.31	277.51	-	431.82	
670	Hopewell	1,331.96	1,497.27	817.46	130.94	277.51	-	4,055.13	
678	Lexington	-	-	-	55.99	118.67	-	174.66	
680	Lynchburg	4,143.14	3,649.44	2,004.44	220.57	173.55	-	10,191.14	
683	Manassas	-	-	-	130.94	277.51	-	408.45	
685	Manassas Park	-	-	-	81.89	298.16	-	380.05	
690	Martinsville	32,438.50	2,248.87	1,113.36	130.94	226.41	-	36,158.08	
700	Newport News	149,383.77	11,450.22	4,307.41	3,811.60	1,065.42	-	170,018.43	
710	Norfolk	210,849.55	10,158.82	36,347.03	584.65	2,497.27	-	280,237.33	
720	Norton	583.24	-	-	55.99	118.67	-	757.89	
730	Petersburg	6,609.14	2,761.23	1,653.72	177.01	462.13	-	11,663.22	
735	Poquoson	-	-	-	131.94	278.03	-	409.97	
740	Portsmouth	147,422.57	11,005.91	3,668.49	301.28	929.83	-	163,328.09	
741	Portsmouth Drug Pros	-	463.69	-	-	-	-	463.69	
750	Radford	1,147.01	896.18	664.20	81.89	254.07	-	3,043.35	
760	Richmond	1,014,470.92	8,997.00	5,473.07	-	206.96	-	1,029,147.95	
765	Richmond	-	-	-	-	-	5,794.85	5,794.85	
770	Roanoke	248,238.59	4,375.78	4,502.19	321.51	759.27	-	258,197.33	
771	Roanoke Drug Pros	-	463.69	-	-	-	-	463.69	
775	Salem	1,516.92	1,808.93	817.46	130.94	278.56	-	4,552.80	
790	Staunton	1,168.70	1,497.27	1,406.20	130.94	327.61	-	4,530.71	
800	Suffolk	3,816.11	5,116.64	1,804.06	220.90	719.98	-	11,677.70	
810	Virginia Beach	265,552.32	9,846.81	8,351.12	633.27	1,461.34	-	285,844.87	
820	Waynesboro	1,147.01	1,894.20	817.46	106.83	226.41	-	4,191.90	
830	Williamsburg	-	-	-	81.89	118.67	-	200.55	
840	Winchester	1,331.96	3,279.73	1,262.78	130.94	277.51	-	6,282.92	
TOTALS		9,873,848.45	316,006.84	242,462.68	27,573.25	65,241.74	29,157.04	10,554,290.00	

Clarke County

tjudge@clarkecounty.gov

Carryforward request

From : Brandon Stidham <bstidham@clarkecounty.gov> Wed, Jun 15, 2016 11:31 AM
Subject : Carryforward request 
To : Tom Judge <tjudge@clarkecounty.gov>
Cc : David Ash <dash@clarkecounty.gov>

Tom,

Mary Daniel is the Board's representative on the Planning Commission and is interested in attending the Certified Planning Commissioners program. When I checked the FY17 budget, I saw that the \$1750 that I requested did not get approved and that I have no funding for PC members to attend this class. The \$1750 is the projected cost for two PC members, their registration fees, accommodations, and travel expenses.

I did notice that we did not spend any of the FY16 funds in this line item. I would like to request that these funds be carried forward to FY17 so that Mary Daniel and a second PC member can take this class.

Thanks much,
~Brandon

Brandon Stidham
Director of Planning
Clarke County
101 Chalmers Court, Suite B
Berryville, VA 22611
(540) 955-5130



Account Set Up Form

Thanks for choosing ArchiveSocial for your social media records solution.

The following document confirms the purchase of ArchiveSocial and is required for set up of a new account. Please complete any incomplete fields below, return by email to us, and we will create your new archive.

Your Subscription Plan: Economy

Account name: Clarke County, Virginia

Billing start date: July 6th, 2016

Plan & pricing: 10 Accounts, 1,000 Records, \$2,388/year

Billing Contact Information

Name: XXX

Title: XXX

Email: XXX

Phone Number: XXX

Account Administrator Contact Information

Name: David Ash

Title: County Administrator

Email: dash@clarkecounty.gov

Phone Number: 540.955.5100

What's included:

- Unlimited data storage
- Unlimited data exports
- Records from the beginning of your social media pages
- Phone and Email customer support
- Dedicated Account Manager

License agreement: Your use of the service will be subject to our standard terms of service available on our website.

Payment process: We will issue an invoice for 12 months of service which is payable on net-30 terms via check or credit card.

Please complete this form and return it by email for us to complete your account set up.



ArchiveSocial
 PO Box 3330
 Durham, NC 27702 US
 (888) 558-6032
 invoicing@archivesocial.com
 http://archivesocial.com

QUOTE

ADDRESS

David Ash
 Clarke County, VA

QUOTE # 1737

DATE 06/28/2016
EXPIRATION DATE 07/31/2016

ACTIVITY	QTY	RATE	AMOUNT
Archive - Economy - 199 One month of ArchiveSocial Economy package. Archiving of up to 1000 new records per month and 10 social media accounts.	12	199.00	2,388.00
Formal Quote for 1 year of ArchiveSocial Service (Economy)		TOTAL	\$2,388.00

Accepted By

Accepted Date

**Clarke County
Invoice History Report
June 30, 2016**

VENDOR NAME	ACCOUNT DESC	FULL DESC	INVOICE DATE	AMOUNT
Access Independence	Access Independence Contr	FY 16 civic contribution	06/20/2016	750.00
Access Independence Total				750.00
Adam Ace	Programs Group Trip	Field Trip	06/02/2016	245.00
Adam Ace Total				245.00
American Red Cross	Programs CS	Lifeguarding class	06/08/2016	351.00
American Red Cross Total				351.00
Anderson and Associa	Lights-Baseball Field-CS	A/E Services-Ballfield Lightin	05/31/2016	5,116.00
Anderson and Associa Total				5,116.00
Anderson Control	Maintenanc CS	rm Anderson Rec service charge dialer beeping rese	05/21/2016	95.00
Anderson Control	Maintenanc CS	rm Anderson C. 129 Ramsburg, yearly monitoring	06/01/2016	126.00
Anderson Control Total				221.00
Arc Water Treatment	JGC Maintenanc CS	rm ARC 101 Chalmers water treatemet for June 2016	06/01/2016	68.97
Arc Water Treatment	Maintenanc CS	rm ARC 101 Chalmers water treatemet for June 2016	06/01/2016	41.03
Arc Water Treatment Total				110.00
Architectural Produc	Maintenanc CS	rm APV 100 N. Church pick locks and cut keys	06/03/2016	110.00
Architectural Produc Total				110.00
At&t	County Adm Telephone	Acct 287015712672	05/23/2016	47.46
At&t	IT Telephone	Acct 287015712672	05/23/2016	114.92
At&t	Registrar Telephone	Acct 287015712672	05/23/2016	57.46
At&t	Comm Atty Telephone	Acct 287015712672	05/23/2016	189.84
At&t	Sheriff Telephone	Acct 287015712672	05/23/2016	1,019.27
At&t	Communicat Telephone	Long Distance - Acct 059 082 6049 001	06/01/2016	16.37
At&t	Communicat Telephone	Acct 287015712672	05/23/2016	170.90
At&t	Bldg Insp Telephone	Acct 287015712672	05/23/2016	157.60
At&t	AnimalCtrl Telephone	Acct 287015712672	05/23/2016	12.70
At&t	Maintenanc Telephone	Acct 287015712672	05/23/2016	120.32
At&t	Econ Dev Telephone	Acct 287015712672	05/23/2016	47.46
At&t Total				1,954.30
Attic Promotions	Pool Clothing	Pool Shirts	06/22/2016	43.75
Attic Promotions	Programs Clothing	Play camp shirts	06/01/2016	509.25
Attic Promotions	Programs Clothing	Play Camp Kids Shirts	06/20/2016	68.25
Attic Promotions Total				621.25
Bank of Clarke	Treasurer Mat&Sup	Deposit Slips - Treas. Office	05/26/2016	53.50
Bank of Clarke	Parks Adm Mat&Sup	Deposit slips	05/26/2016	117.43
Bank of Clarke Total				170.93
BB&T	BoS Materials & Supplies	LBW EMS, Bldg, IT, BoS, Co Admin 06-2016	06/09/2016	116.00
BB&T	County Adm Mat&Sup	LBW EMS, Bldg, IT, BoS, Co Admin 06-2016	06/09/2016	25.58
BB&T	IT Maint Con	LBW EMS, Bldg, IT, BoS, Co Admin 06-2016	06/09/2016	125.00
BB&T	Sheriff CS	Credit Card Statement	06/09/2016	104.38
BB&T	Sheriff Travel	Credit Card Stmt	06/09/2016	13.08
BB&T	Sheriff Due & Memb	Credit Card Statment	06/09/2016	21.00
BB&T	Sheriff Mat&Sup	Credit Card Statement	06/09/2016	146.48
BB&T	Sheriff Mat&Sup	Credit Card Statment	06/09/2016	738.99
BB&T	Sheriff Clothing	Credit Card Statement	06/09/2016	10.00
BB&T	Sheriff Clothing	Credit Card Stmt	06/09/2016	13.68
BB&T	EMS Travel	LBW EMS, Bldg, IT, BoS, Co Admin 06-2016	06/09/2016	281.42
BB&T	Bldg Insp Due & Memb	LBW EMS, Bldg, IT, BoS, Co Admin 06-2016	06/09/2016	471.50
BB&T	Bldg Insp Mat&Sup	LBW EMS, Bldg, IT, BoS, Co Admin 06-2016	06/09/2016	39.56
BB&T	AnimalCtrl Mat&Sup	rm BBT credit card 5/10/16-5/25/16	06/09/2016	244.97
BB&T	Maintenanc Mat&Sup	rm BBT credit card 5/10/16-5/25/16	06/09/2016	104.18
BB&T	Parks Adm Due & Memb	supplies	06/09/2016	25.00
BB&T	Pool Mat&Sup	supplies	06/09/2016	62.50
BB&T	Pool Chemicals	supplies	06/09/2016	144.26
BB&T	Programs Mat&Sup	supplies	06/09/2016	156.58
BB&T	Plan Adm Mat&Sup	Office supplies & luncheon	06/16/2016	449.00
BB&T	HstPrvCom CS	Office supplies & luncheon	06/16/2016	142.15
BB&T	Maintenanc Mat&Sup	rm BBT credit card 5/10/16-5/25/16	06/09/2016	203.83
BB&T	Materials and Supplies	Credit Card Statment	06/09/2016	614.99
BB&T	Finance Cen Purch	Trans 5/23 post 5/24	06/09/2016	13.90
BB&T	Finance Travel	trans 5/23 post 5/25	06/09/2016	125.00
BB&T	Sheriff Travel	Credit Card Stmt	06/09/2016	20.97

**Clarke County
Invoice History Report
June 30, 2016**

VENDOR NAME	ACCOUNT DESC	FULL DESC	INVOICE DATE	AMOUNT
BB&T	Sheriff Travel	Credit Card Stmt	06/09/2016	362.04
BB&T	Sheriff Travel	Credit Card Statment	06/09/2016	364.54
BB&T	Sheriff Mat&Sup	Credit Card Statment	06/09/2016	17.03
BB&T	Maintenanc Mat&Sup	rm BBT credit card 5/10/16-5/25/16	06/09/2016	121.27
BB&T Total				5,278.88
Berryville Auto Part	Sheriff CS	Estimated Vehicle Repairs for 1304	06/02/2016	40.00
Berryville Auto Part	Sheriff CS	Estimated Vehicle Repairs for 1404	06/08/2016	40.00
Berryville Auto Part	Sheriff CS	Estimated Vehicle Repairs for 1003	06/13/2016	20.00
Berryville Auto Part	Sheriff CS	Estimated Vehicle Repairs for 1203	06/13/2016	1,360.00
Berryville Auto Part	Sheriff CS	Estimated Vehicle Repairs for 1503	06/16/2016	40.00
Berryville Auto Part	Sheriff Postal	Merchandise Return - UPS	06/09/2016	9.57
Berryville Auto Part	Sheriff Mat&Sup	Estimated Vehicle Repairs for 1304	06/02/2016	22.62
Berryville Auto Part	Sheriff Mat&Sup	Estimated Vehicle Repairs for 1404	06/08/2016	30.92
Berryville Auto Part	Sheriff Mat&Sup	Estimated Vehicle Repairs for 1404	06/13/2016	16.43
Berryville Auto Part	Sheriff Mat&Sup	Estimated Vehicle Repairs for 1003	06/13/2016	48.13
Berryville Auto Part	Sheriff Mat&Sup	Estimated Vehicle Repairs for 1203	06/13/2016	932.51
Berryville Auto Part	Sheriff Mat&Sup	Estimated Vehicle Repairs for 1503	06/16/2016	23.43
Berryville Auto Part	Maintenanc Mat&Sup	rm BAP Maint lithium grease	06/06/2016	3.03
Berryville Auto Part	Maintenanc Mat&Sup	rm BAP Maint round drain pan	06/15/2016	9.10
Berryville Auto Part	Maintenanc Mat&Sup	rm BAP Park tube for tire	06/01/2016	7.85
Berryville Auto Part Total				2,603.59
Berryville True Valu	Maintenanc Mat&Sup	rm BH Maint Dual chuck, air chuck	05/31/2016	12.67
Berryville True Valu	Maintenanc Mat&Sup	rm BH Maint. dig bar	06/22/2016	35.99
Berryville True Valu	Maintenanc Mat&Sup	rm BH Park Plaground general fastners	06/01/2016	14.10
Berryville True Valu	Maintenanc Mat&Sup	rm BH Park roundup	06/06/2016	69.99
Berryville True Valu	Maintenanc Mat&Sup	rm BH Park concrete and nuts and washers	06/10/2016	5.39
Berryville True Valu	Maintenanc Mat&Sup	rm BH Park fastners for benches	06/16/2016	0.40
Berryville True Valu	Maintenanc Mat&Sup	rm BH Park fastners for bench	06/16/2016	0.36
Berryville True Valu	Maintenanc Mat&Sup	rm BJ Park door pool and barrel botls	06/17/2016	11.48
Berryville True Valu	Maintenanc Mat&Sup	rm BH Park barrel bolt and strap	06/17/2016	14.28
Berryville True Valu	Maintenanc Mat&Sup	rm BH Pool sealant	05/27/2016	21.96
Berryville True Valu Total				186.62
Beth Cristy	Programs Refunds	Refund	06/08/2016	22.00
Beth Cristy Total				22.00
BMS Direct	Treasurer Printing	1st half 2016 Personal Property Bills	05/17/2016	1,874.50
BMS Direct	Treasurer Mat&Sup	Bill Paper	05/31/2016	191.03
BMS Direct Total				2,065.53
Boyce Volunteer Fire	Boyce Volunteer Fire Co Contr	FY 16 4th Qtr Civic Contribution	06/27/2016	12,500.00
Boyce Volunteer Fire Total				12,500.00
Brian Mercke	Programs Refunds	Refund	06/07/2016	55.00
Brian Mercke Total				55.00
Broys Car Wash	Sheriff CS	Car Wash	05/31/2016	84.50
Broys Car Wash Total				84.50
Bush Tabernackle Ska	Programs Group Trip	Field Trip Play Camp	06/24/2016	333.00
Bush Tabernackle Ska Total				333.00
Cabinet & Appliance	Maintenanc Mat&Sup	rm Cabinet & Appliance refrigerator for Maint Shop	06/08/2016	509.00
Cabinet & Appliance Total				509.00
Capelli, Len	Econ Dev CS	LBW Econ Dev Len Capelli June 2016	06/27/2016	3,250.00
Capelli, Len Total				3,250.00
Cardillo, Robin Couc	Cnsrv Esmt Donation- Purch Svc	May '16 services for CEA	06/02/2016	854.43
Cardillo, Robin Couc	Cnsrv Esmt Donation- Purch Svc	Services for CEA	06/09/2016	960.00
Cardillo, Robin Couc Total				1,814.43
Carol Joyce	Programs Refunds	Refund	06/13/2016	22.00
Carol Joyce Total				22.00
Chatman, Stacey	Programs CS	Fitness Classes (May & June 20)	06/15/2016	1,028.23
Chatman, Stacey Total				1,028.23
Chief Supply Corp	Sheriff Clothing	Badge	06/09/2016	15.00
Chief Supply Corp Total				15.00
City of Winchester	Juv DetCtr Intergov	JDC Operations FY 16 4th qtr billing	06/22/2016	7,640.03
City of Winchester Total				7,640.03
Clarke County Health	Programs Due & Memb	Tb test	06/08/2016	67.30

**Clarke County
Invoice History Report
June 30, 2016**

VENDOR NAME	ACCOUNT DESC	FULL DESC	INVOICE DATE	AMOUNT
Clarke County Health Total				67.30
Clean H2O Center	Pool Mat&Sup	Pool supplies	05/25/2016	12.57
Clean H2O Center	Pool Mat&Sup	Pool Supplies	05/26/2016	34.16
Clean H2O Center	Pool Mat&Sup	Pool Supplies	05/31/2016	30.24
Clean H2O Center Total				76.97
Combs Wastewater Man	Maintenanc CS	rm Combs Park porta potty May 31, 2016	05/31/2016	65.00
Combs Wastewater Man Total				65.00
Commercial Press	BoS Materials & Supplies	LBW BoS Envelopes	06/10/2016	60.50
Commercial Press	Sheriff Mat&Sup	Envelopes	06/03/2016	29.95
Commercial Press	Sheriff Mat&Sup	Business Cards - Kennedy	06/16/2016	49.90
Commercial Press	VictimWit CS	VW Printed community outreach materials	06/17/2016	262.35
Commercial Press Total				402.70
Costco	Rec Center Resale Sup	supplies	06/23/2016	63.96
Costco	Pool Mat&Sup	supplies	06/17/2016	74.90
Costco	Programs Mat&Sup	Supplies	05/27/2016	54.95
Costco	Programs Mat&Sup	supplies	06/10/2016	46.97
Costco	Concession Mat&Sup	supplies	06/17/2016	61.38
Costco	Concession Mat&Sup	supplies	06/10/2016	310.59
Costco	Concession Resale Sup	Supplies	05/27/2016	327.59
Costco	Concession Resale Sup	supplies	06/23/2016	59.88
Costco Total				1,000.22
Curtis, Darrell	Sheriff Travel	Tolls - Class attendance in Bensalem PA	06/21/2016	31.15
Curtis, Darrell Total				31.15
DDL Business Sys	Parks Adm Maint Con	Contract 10240-13	05/25/2016	182.32
DDL Business Sys Total				182.32
Dehaven Berkeley	Sheriff Mat&Sup	Water Cooler Rental	06/15/2016	9.00
Dehaven Berkeley	Sheriff Mat&Sup	Water	06/02/2016	24.85
Dehaven Berkeley	Sheriff Mat&Sup	Water for Deputy Office	06/02/2016	12.90
Dehaven Berkeley	Maintenanc Wat & Sew	rm Dehaven Maint June 2016 water cooler rental	06/15/2016	11.00
Dehaven Berkeley	Maintenanc Wat & Sew	rm Dehaven Maint water	06/02/2016	12.90
Dehaven Berkeley	Maintenanc Wat & Sew	rm Dehaven 100 N. June 2016 water rental	06/15/2016	9.00
Dehaven Berkeley Total				79.65
Department of State	Programs Due & Memb	Back ground checks	06/01/2016	60.00
Department of State Total				60.00
DMV	Treasurer DMV Stop	May 2016 DMV Stops	05/31/2016	360.00
DMV Total				360.00
Food Lion	Programs Mat&Sup	Afterschool Food	06/08/2016	111.87
Food Lion	Concession Mat&Sup	supplies	06/15/2016	12.05
Food Lion Total				123.92
Galls/Best Uniforms	Sheriff Clothing	boots	05/25/2016	135.45
Galls/Best Uniforms	Sheriff Clothing	boots	05/23/2016	79.55
Galls/Best Uniforms	Sheriff Clothing	Shirts - Sumption	06/06/2016	97.40
Galls/Best Uniforms	Sheriff Clothing	Various Uniform Articles	06/14/2016	181.84
Galls/Best Uniforms	Sheriff Clothing	Uniforms for Coderre	06/15/2016	283.00
Galls/Best Uniforms Total				777.24
GCA	Maintenanc Maint Con	rm GCA County Cleaing for 6/2016	06/01/2016	3,366.23
GCA	JGC Maintenance Svc Con	rm GCA County Cleaing for 6/2016	06/01/2016	2,332.38
GCA	Maintenanc Maint Con	rm GCA Senior Center	06/07/2016	127.60
GCA	Maintenanc Maint Con	rm GCA County Cleaing for 6/2016	06/01/2016	293.78
GCA	Maintenanc Maint Con	rm GCA County Cleaing for 6/2016	06/01/2016	1,387.51
GCA Total				7,507.50
General Sales of Vir	Maintenanc Mat&Sup	rm General Sales cleaning supplies	05/25/2016	1,052.96
General Sales of Vir	Maintenanc Mat&Sup	rm General S. Maint return on cleaning supplies	05/25/2016	-117.75
General Sales of Vir Total				935.21
Global Industrial In	Rec Center Mat&Sup	Gym wipes	03/16/2016	180.73
Global Industrial In Total				180.73
Golden Seal Enter	Sheriff CS	Firearms Training	02/23/2016	800.00
Golden Seal Enter Total				800.00
Greatscapes	Maintenanc Maint Con	rm Great Scapes County Lawn Care	06/01/2016	8,085.00
Greatscapes Total				8,085.00
Grubb, Kristen	Programs CS	Yoga instructor	06/15/2016	182.00

**Clarke County
Invoice History Report
June 30, 2016**

VENDOR NAME	ACCOUNT DESC	FULL DESC	INVOICE DATE	AMOUNT
Grubb, Kristen Total				182.00
Hall, Monahan	Legal Svc CS	Inv divided between County and Town-Bill Town-sv	06/03/2016	1,450.00
Hall, Monahan	Legal Svc CS	Comcast Cable Franchise 6/6/16	06/06/2016	435.00
Hall, Monahan	Legal Svc CS	LBW May Hrs PA, BZA, SFSD \$2407.50, BoS, Personnel	06/03/2016	3,861.25
Hall, Monahan	Legal Svc CS	LBW Personnel Policy & Procedure 05-2016 Hrs	06/03/2016	1,086.75
Hall, Monahan	Plan Adm CS	LBW May Hrs PA, BZA, SFSD \$2407.50, BoS, Personnel	06/03/2016	290.00
Hall, Monahan	BrdZonApp CS	LBW May Hrs PA, BZA, SFSD \$2407.50, BoS, Personnel	06/03/2016	82.50
Hall, Monahan	Dev Rights CS	B Mitchell inv May'16	06/07/2016	3,352.50
Hall, Monahan Total				10,558.00
Hershey Creamery	Concession Resale Sup	Concession Food	06/08/2016	352.64
Hershey Creamery	Concession Resale Sup	Ice Cream Concession	06/16/2016	527.52
Hershey Creamery	Concession Resale Sup	Ice Cream Concessions	06/23/2016	268.64
Hershey Creamery	Concession Resale Sup	Food Concession	05/30/2016	495.44
Hershey Creamery Total				1,644.24
Hess, Pam	Sheriff Travel	Mileage for Lawful Emp. Sem	05/31/2016	208.22
Hess, Pam Total				208.22
Hunt Brothers Pizza	Concession Resale Sup	Pizza Concession	05/24/2016	667.20
Hunt Brothers Pizza	Concession Resale Sup	concession Food	06/09/2016	597.40
Hunt Brothers Pizza	Concession Resale Sup	Pizza Concession	06/23/2016	786.00
Hunt Brothers Pizza Total				2,050.60
Independent Statione	Finance Cen Purch	Acct 541070553	06/20/2016	151.19
Independent Statione	Finance Cen Purch	Acct 541070553	06/21/2016	27.71
Independent Statione Total				178.90
Janie Lyman	Programs Refunds	Refund	06/23/2016	118.00
Janie Lyman Total				118.00
Joe Sipe	Spout EPA CS	Septic Repair - DEQ EPA Grant	06/07/2016	1,095.00
Joe Sipe Total				1,095.00
Jordan Springs Marke	Cnsrv Esmt Donation- Purch Svc	Catering CEA dinner 6-17-16	06/23/2016	1,513.00
Jordan Springs Marke Total				1,513.00
Kalbiam, Maral	HstPrvCom CS	M Kalbiam services May '16	06/07/2016	715.00
Kalbiam, Maral	Outbldg Rprs Grnwty Ct CS	M Kalbiam services	06/07/2016	1,500.00
Kalbiam, Maral Total				2,215.00
Kubota Tractor Corpo	Autos CO Repl	Kubota Tractor	05/24/2016	20,991.35
Kubota Tractor Corpo Total				20,991.35
Language Line Servic	Communicat CS	Phone Translation	05/31/2016	14.75
Language Line Servic Total				14.75
Lenhart Pettit	JGC Maintenanc CS	Legal Fees - BCCJGC	05/31/2016	2,089.79
Lenhart Pettit	Maintenanc CS	Legal Fees - BCCJGC	05/31/2016	1,243.21
Lenhart Pettit Total				3,333.00
LexisNexis	County Adm Due & Memb	LBW Renewal VA Advance Code Svc 09-2016 to 09-2017	06/06/2016	74.96
LexisNexis Total				74.96
Logan Systems Inc	Clk of CC Microfilm	computer indexing	06/15/2016	441.52
Logan Systems Inc Total				441.52
Lord Fairfax EMS	EMS Mat&Sup	EMS Instructor Manuals	05/26/2016	237.00
Lord Fairfax EMS Total				237.00
Luck Stone Corp	Maintenanc Mat&Sup	rm Luck Stone Park ballfield mix	06/09/2016	946.84
Luck Stone Corp Total				946.84
Mansfield Oil Co	County Adm Veh Fuel	rm M Oil fuel for 5/16/16 to 5/31/16	06/03/2016	31.64
Mansfield Oil Co	County Adm Veh Fuel	rm Mansfield Fuel for June 1-6-15-16	06/17/2016	58.86
Mansfield Oil Co	Sheriff Veh Fuel	Fuel for 5/16-5/31/2016	06/03/2016	1,844.04
Mansfield Oil Co	Sheriff Veh Fuel	Fuel for 6/1 - 6/15/2016	06/17/2016	2,092.58
Mansfield Oil Co	EMS Veh Fuel	rm M Oil fuel for 5/16/16 to 5/31/16	06/03/2016	16.03
Mansfield Oil Co	EMS Veh Fuel	rm Mansfield Fuel for June 1-6-15-16	06/17/2016	19.29
Mansfield Oil Co	Bldg Insp Veh Fuel	rm M Oil fuel for 5/16/16 to 5/31/16	06/03/2016	43.61
Mansfield Oil Co	Bldg Insp Veh Fuel	rm Mansfield Fuel for June 1-6-15-16	06/17/2016	63.09
Mansfield Oil Co	AnimalCtrl Veh Fuel	rm M Oil fuel for 5/16/16 to 5/31/16	06/03/2016	66.16
Mansfield Oil Co	AnimalCtrl Veh Fuel	rm Mansfield Fuel for June 1-6-15-16	06/17/2016	36.21
Mansfield Oil Co	Maintenanc Veh Fuel	rm M Oil fuel for 5/16/16 to 5/31/16	06/03/2016	63.69
Mansfield Oil Co	Maintenanc Veh Fuel	rm Mansfield Fuel for June 1-6-15-16	06/17/2016	108.61
Mansfield Oil Co	Parks Adm Veh Fuel	rm M Oil fuel for 5/16/16 to 5/31/16	06/03/2016	26.39
Mansfield Oil Co	Programs Veh Fuel	rm Mansfield Fuel for June 1-6-15-16	06/17/2016	59.94

**Clarke County
Invoice History Report
June 30, 2016**

VENDOR NAME	ACCOUNT DESC	FULL DESC	INVOICE DATE	AMOUNT
Mansfield Oil Co Total				4,530.14
Marple, Beth	VictimWit Local Mileage	reimburse local mileage	06/15/2016	31.10
Marple, Beth Total				31.10
Mary Margaret Herndo	Programs Refunds	Refund	06/20/2016	42.00
Mary Margaret Herndo Total				42.00
McCormick Paint Work	Maintenanc Mat&Sup	rm McCormic Soccer athletic paint	05/27/2016	1,274.00
McCormick Paint Work Total				1,274.00
McDonald, Jerry C	Maintenanc CS	rm JC McDonald ACO bush hog field	06/14/2016	285.00
McDonald, Jerry C	Maintenanc CS	rm JC McDonald Bush hog Josephine St	06/14/2016	285.00
McDonald, Jerry C Total				570.00
Montgomery, Christel	Programs CS	Gymnastics Camps FY16	06/01/2016	1,036.69
Montgomery, Christel Total				1,036.69
Moore Medical Llc	Programs Mat&Sup	Medical Supplies	06/20/2016	83.20
Moore Medical Llc Total				83.20
NADA Used Car Guide	Com of Rev Data Proc	personal property file pricing of vehicles	03/02/2016	1,871.23
NADA Used Car Guide Total				1,871.23
Natalie Sigety	Programs Refunds	Refund	06/02/2016	36.00
Natalie Sigety Total				36.00
National Center for	VictimWit Due & Memb	Membership Beth Marple	06/20/2016	95.00
National Center for Total				95.00
Nick Szentirmai	Spout EPA CS	DEQ-EPA Grant 319 - Septic Pumpout	06/10/2016	125.00
Nick Szentirmai Total				125.00
Northwestern Communi	NW Community Svc Entity Gift	FY 16 4th qtr civic contribution	06/04/2016	14,666.67
Northwestern Communi Total				14,666.67
Piedmont Geotechnica	Plan Adm Eng & Arch	Resisitivity Rpt Moore & Dorsey	06/17/2016	200.00
Piedmont Geotechnica Total				200.00
Police and Sheriffs	Sheriff Clothing	ID Card	06/17/2016	17.49
Police and Sheriffs Total				17.49
Premier Accounts Rec	EMS CS	Premier EMS Billing Invoice May 2016	06/03/2016	3,290.05
Premier Accounts Rec Total				3,290.05
Printech Inc	Sheriff Mat&Sup	VA Uniform Summons	05/24/2016	420.96
Printech Inc Total				420.96
Quill Corporation	Comm Atty Mat&Sup	670997	06/16/2016	590.94
Quill Corporation	EMS Mat&Sup	Acct 670997	06/02/2016	81.99
Quill Corporation	VictimWit Mat&Sup	Acct C670997	05/25/2016	199.99
Quill Corporation Total				872.92
Rappahannock Electri	Maintenanc Electric	rm REC 101 Chalm electric bill	06/06/2016	4,063.32
Rappahannock Electri	Maintenanc Electric	rm REC 100,102,& 104 N.Church electric bill	06/06/2016	616.46
Rappahannock Electri	Maintenanc Electric	rm REC 104 N. electric bill	06/06/2016	39.91
Rappahannock Electri	Maintenanc Electric	rm REC 1531 Springs electric bill	06/06/2016	147.00
Rappahannock Electri	Maintenanc Electric	rm REC 100,102,& 104 N.Church electric bill	06/06/2016	1,248.60
Rappahannock Electri	Maintenanc Electric	rm REC 100,102,& 104 N.Church electric bill	06/06/2016	816.00
Rappahannock Electri	Maintenanc Electric	rm REC ACO electric bill	06/06/2016	360.30
Rappahannock Electri	Maintenanc Electric	rm REC 524 Westwood Rd electric bill	06/06/2016	115.72
Rappahannock Electri	Maintenanc Electric	rm REC Park, Pool Baseball electric bill	06/06/2016	78.63
Rappahannock Electri	Maintenanc Electric	rm REC Park Soccer, Pool electric bill	06/06/2016	1,926.55
Rappahannock Electri	Maintenanc Electric	rm REC Park, Pool Baseball electric bill	06/06/2016	45.25
Rappahannock Electri	Maintenanc Electric	rm REC Park Soccer, Pool electric bill	06/06/2016	403.61
Rappahannock Electri	Maintenanc Electric	rm REC Park, Pool Baseball electric bill	06/06/2016	94.32
Rappahannock Electri	Maintenanc Electric	rm REC Park Soccer, Pool electric bill	06/06/2016	31.95
Rappahannock Electri	Maintenanc Electric	rm REC 313 E. Main St electric bill	06/06/2016	95.79
Rappahannock Electri	Maintenanc Electric	rm REC 311 E. Main electric bill	06/06/2016	493.08
Rappahannock Electri	Maintenanc Electric	rm REC 129 Ramsburg ln electric bill	06/06/2016	203.32
Rappahannock Electri Total				10,779.81
Republic Services	LitterCtrl CS	Acct 3-0976-4784245	05/31/2016	150.00
Republic Services	Maintenanc Maint Con	Acct 3-0976-0015268	05/26/2016	941.57
Republic Services Total				1,091.57
Ricoh Usa	County Adm Maint Con	Customer #4786703	06/01/2016	326.46
Ricoh Usa	Registrar Maint Con	Customer #4786703	06/01/2016	37.96
Ricoh Usa	District C Maint Con	Copier Maintenance MP 2554SP-S	05/01/2016	37.50
Ricoh Usa	J&D Court Maint Con	Copier Maintenance MP 2554SP-S	05/01/2016	37.50

**Clarke County
Invoice History Report
June 30, 2016**

VENDOR NAME	ACCOUNT DESC	FULL DESC	INVOICE DATE	AMOUNT
Ricoh Usa	Maintenance Service Contracts	Contract 2506582	06/22/2016	13.54
Ricoh Usa	Parks Adm Maint Con	Contract 2231850	06/19/2016	46.61
Ricoh Usa	Plan Adm Maint Con	Customer #4786703	06/01/2016	220.17
Ricoh Usa	Coop Ext Maint Con	Customer #4786703	06/01/2016	174.64
Ricoh Usa	IT Maint Con	Contract 2034988	06/19/2016	138.55
Ricoh Usa Total				1,032.93
Roberta Kerns	Programs Refunds	Refund	06/16/2016	35.00
Roberta Kerns Total				35.00
Roseville Vet Hospit	AnimalCtrl CS	rm RVet ACO exam and blood work lyme disease	06/01/2016	99.15
Roseville Vet Hospit	AnimalCtrl CS	rm RVet kitten with bad breaks euthanasia	06/09/2016	84.50
Roseville Vet Hospit Total				183.65
S&S Worldwide	Programs Mat&Sup	Play Camp supplies	05/31/2016	230.03
S&S Worldwide Total				230.03
Samuel D. Shumate	Cnsrv Esmt Donation- Purch Svc	Title exam Cool Springs	06/23/2016	200.00
Samuel D. Shumate Total				200.00
Schenck Foods Compan	Programs Mat&Sup	Play camp food	06/08/2016	435.02
Schenck Foods Compan	Programs Mat&Sup	Play school	06/14/2016	27.60
Schenck Foods Compan	Programs Mat&Sup	Food Play Camp	06/21/2016	190.41
Schenck Foods Compan	Programs Mat&Sup	Food Play Camp	06/22/2016	74.24
Schenck Foods Compan	Concession Resale Sup	Concession Food	06/08/2016	76.50
Schenck Foods Compan Total				803.77
Secure Shred	Sheriff CS	Shredding Services	06/01/2016	25.00
Secure Shred Total				25.00
Shannon-Baum Signs I	Maintenanc Mat&Sup	rm ShannoBaum County road signs	05/19/2016	288.00
Shannon-Baum Signs I Total				288.00
Shenandoah Area Agen	SAAA EntityGift	FY 16 Qtr 4 Civic Contribution	06/27/2016	10,000.00
Shenandoah Area Agen Total				10,000.00
Shenandoah Valley Wa	Parks Adm Lease&Rent	Water	06/01/2016	130.87
Shenandoah Valley Wa Total				130.87
Shiley, Robert	Programs CS	Souled Out Concert-6/29/16	06/01/2016	2,700.00
Shiley, Robert Total				2,700.00
Shirley Biagetti	Programs Refunds	Refund	06/08/2016	22.00
Shirley Biagetti Total				22.00
Shred-It	Treasurer CS	June 2016 Shred Services - Treas Office	06/01/2016	23.59
Shred-It Total				23.59
Solenberger	Maintenanc Mat&Sup	rm Solenberger 100 N. Church light bulbs	06/16/2016	25.56
Solenberger Total				25.56
Supply Room, The	Finance Cen Purch	Customer # 4506100	05/24/2016	252.18
Supply Room, The Total				252.18
Swimkare	Pool Chemicals	rm SwimKare Pool drain and clean pool	05/31/2016	1,900.00
Swimkare	Pool Chemicals	rm Swimkare Pool replace black tile and repair	06/02/2016	650.00
Swimkare Total				2,550.00
Taser International	Sheriff Mat&Sup	POLICE AND PRISON EQUIPMENT AN	06/14/2016	8,956.15
Taser International Total				8,956.15
Thomas Plumbing & He	Maintenanc CS	rm Thomas Plumbing 100 N.ACO unclogg	05/31/2016	87.21
Thomas Plumbing & He	Maintenanc CS	rm Thomas Plumbing 100 N.ACO unclogg	05/31/2016	212.85
Thomas Plumbing & He	Maintenanc CS	rm Thomas Pool plug drain lines in baby pool	05/31/2016	499.29
Thomas Plumbing & He Total				799.35
Touch of Glass	County Adm Printing	LBW 2016 Service Awards Etching	06/01/2016	408.00
Touch of Glass Total				408.00
Town of Berryville	Maintenanc Electric	rm TOB 101Chalmers Ct water and Sewer	05/27/2016	79.63
Town of Berryville	Maintenanc Wat & Sew	rm TOB 100 N. Church water and sewer	05/27/2016	203.20
Town of Berryville	Maintenanc Wat & Sew	rm TOB 104 N. Church stwater and sewer	05/27/2016	25.40
Town of Berryville	Maintenanc Wat & Sew	rm TOB Rec Center water and sewer	05/27/2016	102.00
Town of Berryville	Maintenanc Wat & Sew	rm TOB Park LL water and sewer	05/27/2016	15.00
Town of Berryville	Maintenanc Wat & Sew	rm TOB Park Grounds old house water and sewer	05/27/2016	126.00
Town of Berryville	Maintenanc Wat & Sew	rm TOB Pool water and sewer bill	05/27/2016	5,638.80
Town of Berryville	Maintenanc Wat & Sew	Water leak at the pool credit received	05/18/2016	-10,268.00
Town of Berryville	Maintenanc Wat & Sew	rm TOB 313 E. Main St water and sewer	05/27/2016	50.80
Town of Berryville	Maintenanc Wat & Sew	rm TOB 311 E. Main St water and sewer	05/27/2016	101.60
Town of Berryville	Maintenanc Wat & Sew	rm TOB 129 Ramsburg In water and sewer	05/27/2016	25.50

**Clarke County
Invoice History Report
June 30, 2016**

VENDOR NAME	ACCOUNT DESC	FULL DESC	INVOICE DATE	AMOUNT
Town of Berryville	Maintenanc Electric	rm TOB 101Chalmers Ct water and Sewer	05/27/2016	47.37
Town of Berryville Total				-3,852.70
Treasurer Of Virgini	Sheriff CS	Calibration	06/09/2016	47.83
Treasurer Of Virgini	Sheriff CS	Calibration	06/16/2016	15.99
Treasurer Of Virgini Total				63.82
Tyler Technologies	ERP Sys CS	License fees	06/16/2016	3,900.00
Tyler Technologies Total				3,900.00
US Postmaster	Com of Rev Postal	post office box	06/01/2016	106.00
US Postmaster	Electoral Lease&Rent	P.O.Box 555 Fee	06/02/2016	70.00
US Postmaster	Clk of CC Postal	4 rolls stamps for circuit court	06/15/2016	188.00
US Postmaster	Clk of CC Telephone	Circuit Court P O Box 189 Rent	06/03/2016	106.00
US Postmaster	Comm Atty Postal	For purchase of stamps	06/10/2016	337.00
US Postmaster Total				807.00
USDA Rural Develop	RDA JGC Principal	June 2016 Debt Svc Pymnt - Joint Gov Center	06/16/2016	6,353.18
USDA Rural Develop	RDA JGC Interest	June 2016 Debt Svc Pymnt - Joint Gov Center	06/16/2016	14,621.82
USDA Rural Develop Total				20,975.00
VA Victim Assistance	VictimWit Travel	34th Annual Conference Registration Fee, Clarke Co	06/10/2016	265.00
VA Victim Assistance Total				265.00
VACO	BoS Due & Memb	LBW FY2017 VACo County Dues \$.21 per resident	06/01/2016	2,983.00
VACO Total				2,983.00
Valley Health	EMS Mat&Sup	WMC Supply Invoice May 2016 2 of 2	06/03/2016	112.84
Valley Health	EMS Mat&Sup	WMC Supply Invoice May 2016 1 of 2	06/10/2016	1,019.80
Valley Health Total				1,132.64
Verizon	Communicat Telephone	Mthly Statement	06/01/2016	987.00
Verizon Total				987.00
Vicki Huff	Programs Refunds	Refund	06/06/2016	145.00
Vicki Huff Total				145.00
Virginia Department	Parks Adm Due & Memb	Background Carlie, Webb	06/10/2016	20.00
Virginia Department Total				20.00
VRPS	Parks Adm Due & Memb	Memberships	05/31/2016	480.00
VRPS Total				480.00
Wage Works	Finance Flex Rmb	Daily flex settlement	06/30/2016	440.68
Wage Works	Finance Flex Rmb	daily flex settlment	06/01/2016	119.24
Wage Works	Finance Flex Rmb	Daily flex settlement	06/03/2016	18.25
Wage Works	Finance Flex Rmb	daily flex settlement	06/06/2016	293.34
Wage Works	Finance Flex Rmb	daily flex settlement	06/07/2016	969.47
Wage Works	Finance Flex Rmb	daily flex settlement	06/08/2016	92.00
Wage Works	Finance Flex Rmb	daily flex settlement	06/10/2016	20.00
Wage Works	Finance Flex Rmb	daily flex settlement	06/13/2016	192.40
Wage Works	Finance Flex Rmb	Daily flex settlement	06/14/2016	107.24
Wage Works	Finance Flex Rmb	Daily flex settlement	06/15/2016	237.53
Wage Works	Finance Flex Rmb	Daily flex settlement	06/16/2016	1,000.90
Wage Works	Finance Flex Rmb	Daily flex settlement	06/17/2016	75.00
Wage Works	Finance Flex Rmb	Daily flex settlement	06/20/2016	364.85
Wage Works	Finance Flex Rmb	Daily flex settlement	06/21/2016	1,163.26
Wage Works	Finance Flex Rmb	Daily flex settlement	06/22/2016	30.00
Wage Works	Finance Flex Rmb	Daily flex settlement	06/23/2016	393.02
Wage Works	Finance Flex Rmb	Daily flex settlement	06/24/2016	68.48
Wage Works	Finance Flex Rmb	Daily flex settlement	06/27/2016	117.18
Wage Works	Finance Flex Rmb	Daily flex settlement	06/28/2016	115.00
Wage Works	Finance Flex Rmb	Daily flex settlement	06/29/2016	52.56
Wage Works	Finance CS	Monthly admin & compliance fees	06/17/2016	391.25
Wage Works Total				6,261.65
Walmart	Rec Center Mat&Sup	supplies	06/16/2016	64.69
Walmart	Rec Center Resale Sup	supplies	06/16/2016	166.87
Walmart	Pool Mat&Sup	supplies	06/16/2016	12.79
Walmart	Programs Mat&Sup	supplies	06/16/2016	366.95
Walmart	Programs Mat&Sup	supplies	06/16/2016	11.94
Walmart	Concession Resale Sup	supplies	06/16/2016	295.08
Walmart Total				918.32
Washington Gas	Maintenanc Heating	rm WGAS 101 Chalmers Gas	06/14/2016	180.88

**Clarke County
Invoice History Report
June 30, 2016**

VENDOR NAME	ACCOUNT DESC	FULL DESC	INVOICE DATE	AMOUNT
Washington Gas	Maintenanc Heating	rm WGAS 100 N. Churc Gas	06/14/2016	21.09
Washington Gas	Maintenanc Heating	rm WGAS104 N. Church Gas	06/14/2016	236.13
Washington Gas	Maintenanc Heating	rm WGAS Senior Center Gas	06/15/2016	104.73
Washington Gas	Maintenanc Heating	rm WGAS 101 Chalmers Gas	06/14/2016	107.61
Washington Gas Total				650.44
Winchester Printers	Plan Adm Printing	Printing and binding BAP books	06/23/2016	645.00
Winchester Printers	Dev Rights CS	Printing & Mailing for CEA	06/13/2016	525.69
Winchester Printers Total				1,170.69
Winchester Star	BoS Purchased Services	LBW PH 5-17 & 6-21 & VDOT; IT Emp Ad	05/31/2016	543.40
Winchester Star	Com of Rev Due & Memb	subscription	06/16/2016	132.00
Winchester Star	IT CS	LBW PH 5-17 & 6-21 & VDOT; IT Emp Ad	05/31/2016	275.40
Winchester Star	IT CS	LBW BZA PH \$171.60;Emp Ads Bldg/PA,IT,Maint, EMS	05/31/2016	439.43
Winchester Star	EMS CS	LBW BZA PH \$171.60;Emp Ads Bldg/PA,IT,Maint, EMS	05/31/2016	329.18
Winchester Star	EMS CS	Advertisements-Bids/Proposals	05/31/2016	150.00
Winchester Star	Bldg Insp Advertise	LBW BZA PH \$171.60;Emp Ads Bldg/PA,IT,Maint, EMS	05/31/2016	219.71
Winchester Star	Maintenanc Advertise	LBW BZA PH \$171.60;Emp Ads Bldg/PA,IT,Maint, EMS	05/31/2016	658.36
Winchester Star	Plan Adm Advertise	LBW BZA PH \$171.60;Emp Ads Bldg/PA,IT,Maint, EMS	05/31/2016	219.72
Winchester Star	BrdZonApp Advertise	LBW BZA PH \$171.60;Emp Ads Bldg/PA,IT,Maint, EMS	05/31/2016	171.60
Winchester Star Total				3,138.80
Zinman Properties I	Outbldg Rprs Grnwy Ct CO Repl	Greenway Court Rehabilitation	05/26/2016	27,045.00
Zinman Properties I	Outbldg Rprs Grnwy Ct CO Repl	Greenway Court Rehabilitation	06/24/2016	14,690.00
Zinman Properties I Total				41,735.00
Grand Total				265,075.15

Date	Total	General Fund	Soc Svcs Fund	CSA Fund	Sch Oper Fund	Food Serv Fund	GG Cap Fund	School Cap Fund	GG Debt Fund	School Debt Fund	Joint Fund	Conservation Easements	Unemploy. Fund
04/14/15 Appropriations Resolution: Total	40,380,859	9,198,683	1,445,745	972,948	21,537,710	820,245	735,930	852,000	345,700	3,846,945	577,953	30,000	17,000
<i>Adjustments:</i>													
5/19/2015 Hurricane Sandy Grant (Greenway Court)							70,000						
7/13/2015 Regional Jail Salaries (reduce gov savings)		5,346											
8/18/2015 All Good Festival (Sheriff)		15,000											
11/17/2015 Greenhaugh Easement Purchase												200,000	
5/23/2016 Parks Shelter Project							25,000						
1/19/2016 FY 15 School Operating Carryover								1,102,936					
1/19/2016 Dorsch Scholarship								39,585					
2/16/2016 Tavenner Conservation Easement												40,000	
3/15/2016 Victim Witness Grant Adjustments		6,029											
3/15/2016 Sheriffs Insurance Claims		5,859											
3/15/2016 Tourism Signs		-10,000					20,000						
4/19/2016 Greenway Court							33,900						
Revised Appropriation	41,934,514	9,220,917	1,445,745	972,948	21,537,710	820,245	884,830	1,994,521	345,700	3,846,945	577,953	270,000	17,000
Change to Appropriation	1,553,655	22,234	0	0	0	0	148,900	1,142,521	0	0	0	240,000	0
Original Revenue Estimate	15,612,858	3,057,863	981,846	499,836	9,773,670	819,280	145,067	154,000		173,296	3,000	5,000	0
<i>Adjustments:</i>													
5/19/2015 Hurricane Sandy Grant (Greenway Court)							70,000						
5/19/2015 Correct Food Service Revenue Estimate						965							
8/18/2015 All Good Festival (Sheriff)		15,000											
11/17/2015 Greenhaugh Easement Purchase (VDACS)												100,000	
11/17/2015 Greenhaugh Easement Purchase (Easement FB)												100,000	
5/23/2016 Parks Shelter Project (Rotary Donation)							25,000						
1/19/2016 Dorsch Scholarship								39,585					
2/16/2016 Tavenner Conservation Easement: VDACS												20,000	
2/16/2016 Tavenner Conservation Easement: CE Fnd Bal												20,000	
3/15/2016 Victim Witness Grant Adjustments		6,029											
3/15/2016 Sheriffs Insurance Claims		5,859											
3/15/2016 Tourism Signs:Berryville 5K; Barns 5K							10,000						
4/19/2016 Greenway Court Commonwealth							23,900						
4/19/2016 Greenway Court Foundation							10,000						
Revised Revenue Estimate	16,059,196	3,084,751	981,846	499,836	9,773,670	820,245	283,967	193,585	0	173,296	3,000	245,000	0
Change to Revenue Estimate	446,338	26,888	0	0	0	965	138,900	39,585	0	0	0	240,000	0
Original Local Tax Funding	24,768,001	6,140,820	463,899	473,112	11,764,040	965	590,863	698,000	345,700	3,673,649	574,953	25,000	17,000
Revised Local Tax Funding	25,875,318	6,136,166	463,899	473,112	11,764,040	0	600,863	1,800,936	345,700	3,673,649	574,953	25,000	17,000
Change to Local Tax Funding	1,107,317	-4,654	0	0	0	-965	10,000	1,102,936	0	0	0	0	0

Italics = Proposed actions

Title: General Fund Balance

Source: Clarke County Joint Administrative Services

<u>Prior Titles</u>	<u>Prior</u>	<u>Current</u>	<u>FY 17 Usage</u>	<u>Available</u>
General Fund Balance Year End FY 14	13,636,042	13,636,042		
Expenditure FY 15	(27,155,570)	(27,155,570)		
Revenue FY 15	27,118,433	27,118,433		
General Fund Balance Year End FY 15	13,598,905	13,598,905		
<u>Designations</u>				
Liquidity Designation @ 12% of FY 16 Budgeted Operating Revenue	(\$3,278,655)	(\$3,278,655)		(3,278,655)
Stabilization Designation @ 3% of FY 16 Budgeted Operating Revenue	(819,664)	(819,664)		(819,664)
Continuing Local GF Appropriations for Capital Projects	(2,497,453)	(2,497,453)		(2,497,453)
School Capital/Debt	(1,250,000)	(1,250,000)	1,250,000	-
Government Construction/Debt	(600,578)	(600,578)	600,578	-
Property Acquisition	(265,000)	(265,000)	265,000	-
Conservation Easements from Government Savings	(153,462)	(153,462)		(153,462)
Community Facilities	(\$156,000)	(\$156,000)	156,000	-
Comprehensive Services Act Shortfall	(240,724)	(240,724)	73,858	(166,866)
Parks Master Plan	(100,000)	(100,000)	20,000	(80,000)
School Operating Carryover	-	-		-
Government Carryover Requests from Government Savings	(500,000)	(500,000)	500,000	-
Energy Efficiency	(50,000)	(50,000)	50,000	-
Data and Communications Technology	(128,000)	(128,000)		(128,000)
Recycling and Convenience Center	(814,336)	(814,336)	814,336	-
Regional Jail Capital Needs	(100,000)	(100,000)	100,000	-
Vehicle Replacements	(59,000)	(59,000)	59,000	-
Landfill costs	(50,000)	(50,000)	50,000	-
Leave Liability	(75,000)	(75,000)		(75,000)
Economic Development	(200,000)	(200,000)	200,000	-
CCSA Sewer Fund Shortfall	(150,000)	(150,000)	150,000	-
FY 16 Original Budget Surplus (Deficit)	(503,716)	(503,716)		
TOTAL Designations	(11,991,588)	(11,991,588)		
FY 16 Expenditure Supplemental	(1,553,655)	(1,553,655)		
FY 16 Revenue Supplemental	446,338	446,338		
Undesignated	500,000	500,000		

**Clarke County
YTD Budget Report
June 30, 2016**

FUNCTION	ORG	OBJ	PROJ	ACCOUNT DESCRIPTION	ORIGINAL APPROP	REVISED BUDGET	YTD EXPENDED	MTD EXPENDED	ENC/ REQ	AVAILABLE BUDGET	% USED
11010	10000010	1300		BoS Part Time Salaries	13,800	13,800	13,800.00	1,150.00	0.00	0.00	100.00
11010	10000010	2100		BoS FICA	1,056	936	956.17	80.04	0.00	-20.17	102.20
11010	10000010	2300		BoS Health Ins	12,808	12,980	12,473.08	1,176.06	0.00	506.92	96.10
11010	10000010	2700		BoS Worker's Compensation	0	0	13.21	0.00	0.00	-13.21	100.00
11010	10000010	3000		BoS Purchased Services	9,000	9,000	5,880.40	543.40	0.00	3,119.60	65.30
11010	10000010	3600		BoS Advertising	5,600	5,600	4,821.90	0.00	0.00	778.10	86.10
11010	10000010	5210		BoS Postal	300	300	309.68	0.00	0.00	-9.68	103.20
11010	10000010	5230		BoS Telephone	0	0	18.66	0.00	0.00	-18.66	100.00
11010	10000010	5300		BoS Insurance	6,100	6,100	6,879.00	0.00	0.00	-779.00	112.80
11010	10000010	5500		BoS Travel	3,000	3,000	2,870.67	0.00	0.00	129.33	95.70
11010	10000010	5800		BoS Miscellaneous Expenditures	1,600	2,200	4,673.03	0.00	0.00	-2,473.03	212.40
11010	10000010	5810		BoS Due & Memb	5,200	5,200	5,294.65	2,983.00	0.00	-94.65	101.80
11010	10000010	6000		BoS Materials & Supplies	500	500	566.99	176.50	0.00	-66.99	113.40
11010 Total	Board of Supervisors				58,964	59,616	58,557.44	6,109.00	0.00	1,058.56	98.22
12110	10000020	1100		County Adm Salaries	223,591	226,524	226,523.04	18,876.92	0.00	0.96	100.00
12110	10000020	2100		County Adm FICA	17,105	15,433	15,744.08	1,385.46	0.00	-311.08	102.00
12110	10000020	2210		County Adm VRS 1&2	24,282	24,643	24,600.36	2,050.03	0.00	42.64	99.80
12110	10000020	2300		County Adm Health Ins	23,010	23,640	23,606.06	2,112.61	0.00	33.94	99.90
12110	10000020	2400		County Adm Life Ins	2,661	2,720	2,723.58	224.63	0.00	-3.58	100.10
12110	10000020	2700		County Adm WC	216	228	227.21	0.00	0.00	0.79	99.70
12110	10000020	3000		County Adm CS	0	0	2,768.00	0.00	0.00	-2,768.00	100.00
12110	10000020	3320		County Adm Maint Con	500	500	1,349.81	326.46	0.00	-849.81	270.00
12110	10000020	3500		County Adm Printing	2,000	2,000	1,105.70	408.00	0.00	894.30	55.30
12110	10000020	5210		County Adm Postal	500	500	29.10	0.00	0.00	470.90	5.80
12110	10000020	5230		County Adm Telephone	1,000	1,000	721.97	47.46	78.11	199.92	80.00
12110	10000020	5500		County Adm Travel	1,000	1,000	0.00	0.00	0.00	1,000.00	0.00
12110	10000020	5800		County Adm Misc	0	0	73.43	0.00	0.00	-73.43	100.00
12110	10000020	5810		County Adm Due & Memb	2,350	2,350	995.99	74.96	0.00	1,354.01	42.40
12110	10000020	6000		County Adm Mat&Sup	1,000	1,000	1,158.52	49.66	0.00	-158.52	115.90
12110	10000020	6008		County Adm Veh Fuel	1,200	1,200	652.44	90.50	0.00	547.56	54.40
12110 Total	County Administrator				300,415	302,738	302,279.29	25,646.69	78.11	380.60	99.87
12210	10000030	3000		Legal Svc CS	70,000	70,000	27,461.60	6,833.00	0.00	42,538.40	39.20
12210	10000030	5800		Legal Svc Misc	0	0	21.60	0.00	0.00	-21.60	100.00
12210 Total	Legal Services				70,000	70,000	27,483.20	6,833.00	0.00	42,516.80	39.26
12310	10000040	1100		Com of Rev Salaries	143,230	145,488	145,487.50	12,142.50	0.00	0.50	100.00
12310	10000040	1300		Com of Rev PT Sal	0	0	1,714.50	0.00	0.00	-1,714.50	100.00
12310	10000040	2100		Com of Rev FICA	10,958	10,204	10,345.45	847.27	0.00	-141.45	101.40
12310	10000040	2210		Com of Rev VRS 1&2	15,555	16,252	16,244.21	1,318.68	0.00	7.79	100.00
12310	10000040	2300		Com of Rev Health Ins	20,382	20,970	20,961.64	1,871.29	0.00	8.36	100.00
12310	10000040	2400		Com of Rev Life Ins	1,704	1,736	1,736.78	144.50	0.00	-0.78	100.00
12310	10000040	2700		Com of Rev WC	138	140	139.81	0.00	0.00	0.19	99.90
12310	10000040	3000		Com of Rev CS	100	100	1,006.97	0.00	0.00	-906.97	1,007.00
12310	10000040	3320		Com of Rev Maint Con	500	500	3,778.36	0.00	190.70	-3,469.06	793.80
12310	10000040	3500		Com of Rev Printing	500	500	162.83	0.00	0.00	337.17	32.60
12310	10000040	3600		Com of Rev Advertise	250	250	0.00	0.00	0.00	250.00	0.00
12310	10000040	4100		Com of Rev Data Proc	1,900	1,900	1,971.23	1,871.23	0.00	-71.23	103.70
12310	10000040	5210		Com of Rev Postal	2,200	2,200	1,842.52	106.00	0.00	357.48	83.80
12310	10000040	5230		Com of Rev Telephone	600	600	128.50	0.00	0.00	471.50	21.40
12310	10000040	5500		Com of Rev Travel	2,500	2,500	932.54	0.00	0.00	1,567.46	37.30
12310	10000040	5510		Com of Rev Mileage	500	500	159.33	0.00	0.00	340.67	31.90
12310	10000040	5810		Com of Rev Due & Memb	1,600	1,600	407.00	132.00	0.00	1,193.00	25.40
12310	10000040	6000		Com of Rev Mat&Sup	1,100	1,100	1,510.00	76.00	0.00	-410.00	137.30
12310 Total	Commissioner of Revenue				203,717	206,540	208,529.17	18,509.47	190.70	-2,179.87	101.06
12320	10000050	3320		Assessor Maint Con	3,500	3,500	0.00	0.00	0.00	3,500.00	0.00
12320 Total	Assessor				3,500	3,500	0.00	0.00	0.00	3,500.00	0.00
12410	10000070	1100		Treasurer Salaries	173,318	172,506	168,277.55	14,703.42	0.00	4,228.45	97.50
12410	10000070	2100		Treasurer FICA	13,260	12,817	12,792.61	1,113.27	0.00	24.39	99.80
12410	10000070	2210		Treasurer VRS 1&2	18,822	19,533	18,935.80	1,299.80	0.00	597.20	96.90
12410	10000070	2220		Treasurer VRS Hybrid	0	0	594.00	594.00	0.00	-594.00	100.00
12410	10000070	2300		Treasurer Health Ins	19,212	19,717	18,581.82	1,176.06	0.00	1,135.18	94.20
12410	10000070	2400		Treasurer Life Ins	2,062	2,099	2,059.58	173.84	0.00	39.42	98.10
12410	10000070	2510		Disability Ins - Hybrid Plan	0	0	16.14	16.14	0.00	-16.14	100.00
12410	10000070	2700		Treasurer WC	167	169	168.71	0.00	0.00	0.29	99.80
12410	10000070	2800		Treasurer Leave Pay	0	0	1,572.51	0.00	0.00	-1,572.51	100.00
12410	10000070	3000		Treasurer CS	300	300	283.08	23.59	0.00	16.92	94.40
12410	10000070	3180		Treasurer CredCrd Fe	600	600	1,468.17	0.00	0.00	-868.17	244.70
12410	10000070	3190		Treasurer DMV Stop	0	0	2,000.00	360.00	0.00	-2,000.00	100.00
12410	10000070	3320		Treasurer Maint Con	200	200	278.36	0.00	190.70	-269.06	234.50
12410	10000070	3500		Treasurer Printing	9,500	9,500	7,730.64	1,874.50	0.00	1,769.36	81.40

**Clarke County
YTD Budget Report
June 30, 2016**

FUNCTION	ORG	OBJ	PROJ	ACCOUNT DESCRIPTION	ORIGINAL APPROP	REVISED BUDGET	YTD EXPENDED	MTD EXPENDED	ENC/ REQ	AVAILABLE BUDGET	% USED
12410	10000070	3600		Treasurer Advertise	2,000	2,000	1,037.05	0.00	0.00	962.95	51.90
12410	10000070	5210		Treasurer Postal	20,000	20,000	20,838.63	0.00	0.00	-838.63	104.20
12410	10000070	5230		Treasurer Telephone	1,600	1,600	1,969.31	0.00	0.00	-369.31	123.10
12410	10000070	5500		Treasurer Travel	2,000	2,000	743.79	0.00	0.00	1,256.21	37.20
12410	10000070	5510		Treasurer Mileage	200	200	0.00	0.00	0.00	200.00	0.00
12410	10000070	5810		Treasurer Due & Memb	800	800	850.00	0.00	0.00	-50.00	106.30
12410	10000070	6000		Treasurer Mat&Sup	4,850	4,850	4,284.24	280.93	0.00	565.76	88.30
12410 Total	Treasurer				268,891	268,891	264,481.99	21,615.55	190.70	4,218.31	98.43
12510	10000080	1100		IT Salaries	127,495	129,612	122,102.14	6,556.67	0.00	7,509.86	94.20
12510	10000080	1300		IT PT Sal	0	0	1,104.68	0.00	0.00	-1,104.68	100.00
12510	10000080	2100		IT FICA	9,754	9,776	9,757.85	501.16	0.00	18.15	99.80
12510	10000080	2210		IT VRS 1&2	13,846	14,082	13,614.83	712.05	0.00	467.17	96.70
12510	10000080	2300		IT Health Ins	12,808	13,148	12,554.49	588.03	0.00	593.51	95.50
12510	10000080	2400		IT Life Ins	1,517	1,547	1,445.68	78.02	0.00	101.32	93.50
12510	10000080	2700		IT WC	124	128	127.06	0.00	0.00	0.94	99.30
12510	10000080	2800		IT Leave Pay	0	0	6,112.70	0.00	0.00	-6,112.70	100.00
12510	10000080	3000		IT CS	2,000	2,000	5,286.37	714.83	250.00	-3,536.37	276.80
12510	10000080	3320		IT Maint Con	33,000	33,000	66,977.84	125.00	19,573.02	-53,550.86	262.30
12510	10000080	5210		IT Postal	200	200	0.00	0.00	0.00	200.00	0.00
12510	10000080	5230		IT Telephone	63,000	63,000	37,705.74	114.92	152.12	25,142.14	60.10
12510	10000080	5500		IT Travel	500	500	42.28	0.00	0.00	457.72	8.50
12510	10000080	6000		IT Mat&Sup	7,000	7,000	871.41	0.00	0.00	6,128.59	12.40
12510	10000080	6008		Fuel - Vehicle & Equipment	0	0	22.31	0.00	0.00	-22.31	100.00
12510	10000080	6040		Technology SW/OL Content	9,000	9,000	6,853.15	0.00	0.00	2,146.85	76.10
12510	10000080	8200		IT CO Adds	0	0	1,371.00	0.00	0.00	-1,371.00	100.00
12510 Total	Data Processing/IT				280,244	282,993	285,949.53	9,390.68	19,975.14	-22,931.67	108.10
13100	10000090	1300		Electoral PT Sal	6,194	6,194	6,297.34	2,106.00	0.00	-103.34	101.70
13100	10000090	2100		Electoral FICA	474	474	481.72	161.10	0.00	-7.72	101.60
13100	10000090	2700		Electoral WC	0	6	5.93	0.00	0.00	0.07	98.80
13100	10000090	3000		Electoral CS	7,300	7,300	4,805.92	0.00	0.00	2,494.08	65.80
13100	10000090	3160		Electoral Board Fe	12,590	12,590	9,820.00	0.00	0.00	2,770.00	78.00
13100	10000090	3320		Electoral Maint Con	5,000	5,000	0.00	0.00	0.00	5,000.00	0.00
13100	10000090	3500		Electoral Printing	6,000	6,000	5,755.95	0.00	0.00	244.05	95.90
13100	10000090	3600		Electoral Advertise	360	360	231.20	0.00	0.00	128.80	64.20
13100	10000090	5210		Electoral Postal	750	750	279.61	0.00	0.00	470.39	37.30
13100	10000090	5400		Electoral Lease&Rent	1,350	1,350	970.00	70.00	0.00	380.00	71.90
13100	10000090	5500		Electoral Travel	900	900	343.97	0.00	0.00	556.03	38.20
13100	10000090	5510		Electoral Mileage	570	570	222.88	0.00	0.00	347.12	39.10
13100	10000090	5810		Electoral Due & Memb	150	150	160.00	0.00	0.00	-10.00	106.70
13100	10000090	6000		Electoral Mat&Sup	1,670	1,670	923.30	0.00	0.00	746.70	55.30
13100 Total	Electoral Board and Officials				43,308	43,314	30,297.82	2,337.10	0.00	13,016.18	69.95
13200	10000100	1100		Registrar Salaries	48,705	49,638	49,637.04	4,136.42	0.00	0.96	100.00
13200	10000100	1300		Registrar PT Sal	8,840	8,840	7,231.65	417.89	0.00	1,608.35	81.80
13200	10000100	2100		Registrar FICA	4,403	4,497	4,380.71	350.93	0.00	116.29	97.40
13200	10000100	2210		Registrar VRS 1&2	5,289	5,395	5,390.64	449.22	0.00	4.36	99.90
13200	10000100	2400		Registrar Life Ins	580	594	593.44	49.22	0.00	0.56	99.90
13200	10000100	2700		Registrar WC	55	48	47.12	0.00	0.00	0.88	98.20
13200	10000100	3000		Registrar CS	400	400	732.50	0.00	0.00	-332.50	183.10
13200	10000100	3320		Registrar Maint Con	180	180	156.94	37.96	0.00	23.06	87.20
13200	10000100	5210		Registrar Postal	750	750	760.58	0.00	0.00	-10.58	101.40
13200	10000100	5230		Registrar Telephone	1,000	1,000	713.97	57.46	88.36	197.67	80.20
13200	10000100	5500		Registrar Travel	1,470	1,470	1,245.72	0.00	0.00	224.28	84.70
13200	10000100	5510		Registrar Mileage	250	250	260.19	0.00	0.00	-10.19	104.10
13200	10000100	5810		Registrar Due & Memb	150	150	239.00	0.00	0.00	-89.00	159.30
13200	10000100	6000		Registrar Mat&Sup	725	725	495.42	2.80	0.00	229.58	68.30
13200 Total	Registrar				72,797	73,937	71,884.92	5,501.90	88.36	1,963.72	97.34
21100	10000110	3000		Circuit C CS	0	0	1,234.92	0.00	0.00	-1,234.92	100.00
21100	10000110	5841		Circuit C Juror Pay	3,000	3,000	1,560.00	0.00	0.00	1,440.00	52.00
21100	10000110	5842		Circuit C Jury Comm	180	180	180.00	0.00	0.00	0.00	100.00
21100	10000110	7000		Circuit Ct Pyt to Joint Ops	9,500	9,500	10,609.59	0.00	0.00	-1,109.59	111.70
21100 Total	Circuit Court				12,680	12,680	13,584.51	0.00	0.00	-904.51	107.13
21200	10000120	3000		District C CS	0	0	198.00	0.00	0.00	-198.00	100.00
21200	10000120	3150		District C Legal S	0	0	740.00	0.00	0.00	-740.00	100.00
21200	10000120	3320		District C Maint Con	300	300	470.05	37.50	174.95	-345.00	215.00
21200	10000120	5210		District C Postal	700	700	686.10	0.00	636.00	-622.10	188.90
21200	10000120	5230		District C Telephone	2,000	2,000	1,559.81	0.00	0.00	440.19	78.00
21200	10000120	5810		District C Due & Memb	200	200	220.50	0.00	0.00	-20.50	110.30
21200	10000120	6000		District C Mat&Sup	500	3,819	478.55	15.28	0.00	3,340.45	12.50
21200	10000120	8200		District C CO Adds	0	0	1,662.50	0.00	0.00	-1,662.50	100.00

**Clarke County
YTD Budget Report
June 30, 2016**

FUNCTION	ORG	OBJ	PROJ	ACCOUNT DESCRIPTION	ORIGINAL APPROP	REVISED BUDGET	YTD EXPENDED	MTD EXPENDED	ENC/REQ	AVAILABLE BUDGET	% USED
21200 Total	General District Court				3,700	7,019	6,015.51	52.78	810.95	192.54	97.26
21300	10000125	5230		Telephone	400	400	88.55	0.00	0.00	311.45	22.10
21300 Total	Magistrate				400	400	88.55	0.00	0.00	311.45	22.14
21510	10000130	5600		Blue Ridge Legal Svc Contr	1,500	1,500	1,500.00	0.00	0.00	0.00	100.00
21510 Total	Blue Ridge Legal Services				1,500	1,500	1,500.00	0.00	0.00	0.00	100.00
21600	10000140	3000		J&D Court CS	0	0	52.98	0.00	0.00	-52.98	100.00
21600	10000140	3320		J&D Court Maint Con	700	700	818.53	37.50	438.10	-556.63	179.50
21600	10000140	5210		J&D Court Postal	550	550	203.00	0.00	372.00	-25.00	104.50
21600	10000140	5230		J&D Court Telephone	700	700	603.95	0.00	0.00	96.05	86.30
21600	10000140	5810		J&D Court Due & Memb	40	40	65.00	0.00	0.00	-25.00	162.50
21600	10000140	6000		J&D Court Mat&Sup	1,000	1,000	374.57	0.00	0.00	625.43	37.50
21600	10000140	8200		J&D Court CO Adds	0	0	1,662.50	0.00	0.00	-1,662.50	100.00
21600 Total	Juvenile & Domestic Relations				2,990	2,990	3,780.53	37.50	810.10	-1,600.63	153.53
21700	10000150	1100		Clk of CC Salaries	168,497	171,141	171,140.89	14,287.59	0.00	0.11	100.00
21700	10000150	2100		Clk of CC FICA	12,890	13,173	13,244.26	1,104.83	0.00	-71.26	100.50
21700	10000150	2210		Clk of CC VRS 1&2	18,299	19,059	19,025.36	1,551.63	0.00	33.64	99.80
21700	10000150	2300		Clk of CC Health Ins	12,808	13,164	13,142.52	1,176.06	0.00	21.48	99.80
21700	10000150	2400		Clk of CC Life Ins	2,005	2,060	2,062.77	170.01	0.00	-2.77	100.10
21700	10000150	2700		Clk of CC WC	164	163	162.98	0.00	0.00	0.02	100.00
21700	10000150	3000		Clk of CC CS	3,000	3,000	99.00	0.00	0.00	2,901.00	3.30
21700	10000150	3320		Clk of CC Maint Con	12,000	12,000	10,700.00	0.00	0.00	1,300.00	89.20
21700	10000150	3500		Clk of CC Printing	1,000	1,000	0.00	0.00	0.00	1,000.00	0.00
21700	10000150	3510		Clk of CC Microfilm	7,000	7,000	6,037.53	441.52	0.00	962.47	86.30
21700	10000150	5210		Clk of CC Postal	3,500	3,500	1,603.77	188.00	0.00	1,896.23	45.80
21700	10000150	5230		Clk of CC Telephone	900	900	1,042.57	106.00	0.00	-142.57	115.80
21700	10000150	6000		Clk of CC Mat&Sup	6,500	7,000	6,476.34	131.00	0.00	523.66	92.50
21700	10000150	8200		Clk of CC CO Adds	0	6,000	5,639.68	0.00	0.00	360.32	94.00
21700 Total	Clerk of the Circuit Court				248,563	259,160	250,377.67	19,156.64	0.00	8,782.33	96.61
21910	10001440	1100	12716	VictimWit Salaries	0	10,066	9,892.86	2,695.43	0.00	172.78	98.30
21910	10001440	1300	12715	VictimWit PT Sal	30,112	0	0.00	0.00	0.00	0.00	0.00
21910	10001440	1300	12716	VictimWit PT Sal	0	26,781	26,781.36	0.00	0.00	0.00	100.00
21910	10001440	2100	12715	VictimWit FICA	2,305	0	0.00	0.00	0.00	0.00	0.00
21910	10001440	2100	12716	VictimWit FICA	0	3,148	3,147.47	206.48	0.00	0.53	100.00
21910	10001440	2210	12715	VictimWit VRS 1&2	3,270	0	0.00	0.00	0.00	0.00	0.00
21910	10001440	2210	12716	VictimWit VRS 1&2	0	3,270	3,266.21	292.72	0.00	3.79	99.90
21910	10001440	2300	12715	VictimWit Health Ins	4,969	0	0.00	0.00	0.00	0.00	0.00
21910	10001440	2300	12716	VictimWit Health Ins	0	1,528	0.00	0.00	0.00	1,528.00	0.00
21910	10001440	2400	12715	VictimWit Life Ins	358	0	0.00	0.00	0.00	0.00	0.00
21910	10001440	2400	12716	VictimWit Life Ins	0	469	468.64	32.08	0.00	0.36	99.90
21910	10001440	2700	12715	VictimWit WC	37	0	0.00	0.00	0.00	0.00	0.00
21910	10001440	2700	12716	VictimWit WC	0	39	38.31	0.00	0.00	0.69	98.20
21910	10001440	3000	12716	VictimWit CS	0	450	262.35	262.35	0.00	187.65	58.30
21910	10001440	5210	12716	VictimWit Postal	0	253	253.00	0.00	0.00	0.00	100.00
21910	10001440	5230	12716	VictimWit Telephone	0	0	91.18	0.00	0.00	-91.18	100.00
21910	10001440	5500	12715	VictimWit Travel	600	0	0.00	0.00	0.00	0.00	0.00
21910	10001440	5500	12716	VictimWit Travel	0	859	265.00	265.00	0.00	594.00	30.80
21910	10001440	5510	12716	VictimWit Local Mileage	0	486	31.10	31.10	0.00	454.90	6.40
21910	10001440	5810	12715	VictimWit Due & Memb	75	0	0.00	0.00	0.00	0.00	0.00
21910	10001440	5810	12716	VictimWit Due & Memb	0	145	145.00	95.00	0.00	0.00	100.00
21910	10001440	6000	12715	VictimWit Mat&Sup	250	0	0.00	0.00	0.00	0.00	0.00
21910	10001440	6000	12716	VictimWit Mat&Sup	0	511	443.34	443.34	0.00	67.66	86.80
21910 Total	Victim and Witness Assistance				41,976	48,005	45,085.82	4,323.50	0.00	2,919.18	93.92
21940	10000160	5600		Regional Crt Svc Entity Gift	4,494	4,494	4,494.00	0.00	0.00	0.00	100.00
21940 Total	Regional Court Services				4,494	4,494	4,494.00	0.00	0.00	0.00	100.00
22100	10000170	1100		Comm Atty Salaries	192,505	185,593	185,592.81	15,095.59	0.00	0.19	100.00
22100	10000170	1300		Comm Atty PT Sal	12,300	30,280	28,484.78	2,965.00	0.00	1,795.22	94.10
22100	10000170	2100		Comm Atty FICA	15,667	16,686	16,702.65	1,383.32	0.00	-16.65	100.10
22100	10000170	2210		Comm Atty VRS 1&2	19,346	20,131	20,117.60	1,639.39	0.00	13.40	99.90
22100	10000170	2300		Comm Atty Health Ins	12,694	13,108	13,095.77	1,166.11	0.00	12.23	99.90
22100	10000170	2400		Comm Atty Life Ins	2,120	2,166	2,167.23	179.64	0.00	-1.23	100.10
22100	10000170	2700		Comm Atty WC	204	205	204.12	0.00	0.00	0.88	99.60
22100	10000170	3320		Comm Atty Maint Con	750	750	383.40	0.00	0.00	366.60	51.10
22100	10000170	5210		Comm Atty Postal	1,200	1,200	1,179.44	337.00	0.00	20.56	98.30
22100	10000170	5230		Comm Atty Telephone	3,000	3,000	2,274.06	189.84	313.44	412.50	86.30
22100	10000170	5500		Comm Atty Travel	4,650	4,650	2,175.66	0.00	0.00	2,474.34	46.80
22100	10000170	5549		Comm Atty Witness	1,000	1,000	0.00	0.00	0.00	1,000.00	0.00
22100	10000170	5810		Comm Atty Due & Memb	2,000	2,000	1,136.80	0.00	0.00	863.20	56.80
22100	10000170	6000		Comm Atty Mat&Sup	1,800	2,500	2,018.45	890.77	0.00	481.55	80.70
10000170 Total	Commonwealth's Attorney				269,236	283,269	275,532.77	23,846.66	313.44	7,422.79	97.38

**Clarke County
YTD Budget Report
June 30, 2016**

FUNCTION	ORG	OBJ	PROJ	ACCOUNT DESCRIPTION	ORIGINAL APPROP	REVISED BUDGET	YTD EXPENDED	MTD EXPENDED	ENC/ REQ	AVAILABLE BUDGET	% USED
22100	10001420	1100	VSTOP	Salaries - Regular	26,641	19,611	9,519.38	679.39	0.00	10,091.30	48.50
22100	10001420	1300	12615	Comm Atty PT Sal	8,693	8,693	6,438.74	0.00	0.00	2,254.26	74.10
22100	10001420	1300	VSTOP	Part Time Salaries - Regular	0	7,030	9,284.58	1,547.43	0.00	-2,254.26	132.10
22100	10001420	2100	VSTOP	FICA Benefits	2,704	2,704	1,269.20	170.46	0.00	1,434.80	46.90
22100	10001420	2210	VSTOP	VRS Benefits - Plans 1 & 2	1,053	1,053	713.03	73.78	0.00	339.97	67.70
22100	10001420	2300	VSTOP	Hospital/Medical Plan Benefits	1,548	1,548	46.75	9.95	0.00	1,501.25	3.00
22100	10001420	2400	VSTOP	Group Life Insurance Benefits	115	115	39.19	8.08	0.00	75.81	34.10
	10001420 Total	Violence	Against Women Prev		40,754	40,754	27,310.87	2,489.09	0.00	13,443.13	67.01
22100 Total	Commonwealth's Attorney - Total				309,990	324,023	302,843.64	26,335.75	313.44	20,865.92	93.56
31200	10000180	1100		Sheriff Salaries	873,672	885,849	877,066.71	72,877.80	0.00	8,782.29	99.00
31200	10000180	1200		Sheriff OT	0	13,622	28,162.34	0.00	0.00	-14,540.34	206.70
31200	10000180	1300		Sheriff PT Sal	30,000	30,000	54,784.39	8,269.12	0.00	-24,784.39	182.60
31200	10000180	1660		Employee Bonuses	0	500	750.00	0.00	0.00	-250.00	150.00
31200	10000180	2100		Sheriff FICA	69,131	68,269	69,405.92	6,018.73	0.00	-1,136.92	101.70
31200	10000180	2210		Sheriff VRS 1&2	94,881	95,710	95,419.92	7,914.51	0.00	290.08	99.70
31200	10000180	2300		Sheriff Health Ins	126,422	124,439	124,209.54	11,386.25	0.00	229.46	99.80
31200	10000180	2400		Sheriff Life Ins	10,397	10,968	10,950.68	867.25	0.00	17.32	99.80
31200	10000180	2700		Sheriff WC	15,071	18,465	18,464.13	0.00	0.00	0.87	100.00
31200	10000180	2860		Sheriff LODA	7,399	7,207	7,207.32	0.00	0.00	-0.32	100.00
31200	10000180	3000		Sheriff CS	33,000	33,000	22,144.22	1,777.70	106.33	10,749.45	67.40
31200	10000180	3320		Sheriff Maint Con	18,200	18,200	33,104.95	0.00	0.00	-14,904.95	181.90
31200	10000180	3350		Sheriff Ins Repair	2,000	7,859	0.00	0.00	0.00	7,859.00	0.00
31200	10000180	5210		Sheriff Postal	2,200	2,200	1,226.52	9.57	0.00	973.48	55.80
31200	10000180	5230		Sheriff Telephone	25,000	25,000	13,875.16	1,019.27	185.09	10,939.75	56.20
31200	10000180	5300		Sheriff Insurance	13,000	13,000	14,820.00	0.00	0.00	-1,820.00	114.00
31200	10000180	5500		Sheriff Travel	12,500	12,500	12,608.86	196.30	0.00	-108.86	100.90
31200	10000180	5800		Sheriff Misc	1,000	1,575	1,049.43	0.00	0.00	525.57	66.60
31200	10000180	5810		Sheriff Due & Memb	3,000	3,000	3,189.00	21.00	0.00	-189.00	106.30
31200	10000180	6000		Sheriff Mat&Sup	36,000	36,000	44,981.80	3,012.92	744.36	-9,726.16	127.00
31200	10000180	6008		Sheriff Veh Fuel	70,000	70,000	36,301.67	3,936.62	0.00	33,698.33	51.90
31200	10000180	6011		Sheriff Clothing	6,300	6,300	7,287.60	833.41	0.00	-987.60	115.70
31200	10000180	6015		Sheriff Ammunition	10,000	10,000	9,495.14	0.00	0.00	504.86	95.00
	10000180 Total	Sheriff			1,459,173	1,493,663	1,486,505.30	118,140.45	1,035.78	6,121.92	99.59
31200	10001480	1200		DMV Alcohol Grant OT	0	5,455	7,991.87	2,073.36	0.00	-2,537.08	146.50
31200	10001480	1300		Sheriff PT Sal	8,360	2,813	2,812.86	0.00	0.00	0.00	100.00
31200	10001480	2100		Sheriff FICA	640	215	215.19	0.00	0.00	0.00	100.00
31200	10001480	6000		Materials and Supplies	1,625	0	0.00	0.00	0.00	0.00	0.00
31200	10001480	6000		DMV Alcohol Grant Mat&Sup	0	2,142	2,369.00	0.00	0.00	-226.84	110.60
	10001480 Total	VA Hwy Safety Enf - Alcohol			10,625	10,625	13,388.92	2,073.36	0.00	-2,763.92	126.01
31200	10001500	1200		DMV Speed OT	3,716	3,716	1,003.66	0.00	0.00	2,712.34	27.00
31200	10001500	2100		Sheriff FICA	284	284	76.77	0.00	0.00	207.23	27.00
	10001500 Total	VA Hwy Safety Enf - Speed			4,000	4,000	1,080.43	0.00	0.00	2,919.57	27.01
31200	10001520	5500	41016	Travel	0	0	2,239.40	0.00	0.00	-2,239.40	100.00
31200	10001520	6000		Sheriff Mat&Sup	6,000	0	0.00	0.00	0.00	0.00	0.00
31200	10001520	6000	41016	Materials and Supplies	0	6,000	614.99	614.99	0.00	5,385.01	10.20
	10001520 Total	NOVA Int Cr Against Child			6,000	6,000	2,854.39	614.99	0.00	3,145.61	47.57
31200	10001530	6000	60215	Sheriff Mat&Sup	0	0	385.00	0.00	0.00	-385.00	100.00
	10001530 Total	BJA Bulletproof Vest			0	0	385.00	0.00	0.00	-385.00	100.00
31200	10001550	1100	60515	Sheriff Salaries	2,026	0	0.00	0.00	0.00	0.00	0.00
31200	10001550	1300	60515	Sheriff PT Sal	0	181	179.64	0.00	0.00	0.93	99.50
31200	10001550	1300	60516	Part Time Salaries - Regular	0	1,845	678.18	678.18	0.00	1,167.25	36.70
31200	10001550	2100	60515	Sheriff FICA	155	14	13.53	0.00	0.00	0.27	98.00
31200	10001550	2100	60516	FICA Benefits	0	141	0.00	0.00	0.00	141.20	0.00
	10001550 Total	DCJS Byrne Justice Assist			2,181	2,181	871.35	678.18	0.00	1,309.65	39.95
31200 Total	Sheriff - Total				1,481,979	1,516,469	1,505,085.39	121,506.98	1,035.78	10,347.83	99.32
31210	10000190	5600		Criminal Justice Training Ctr	18,582	18,582	19,067.22	0.00	0.00	-485.22	102.60
31210 Total	Criminal Justice Training Ctr				18,582	18,582	19,067.22	0.00	0.00	-485.22	102.61
31220	10000200	5600		Drug Task Force Entity Gift	12,500	12,500	8,779.02	0.00	0.00	3,720.98	70.20
31220 Total	Drug Task Force				12,500	12,500	8,779.02	0.00	0.00	3,720.98	70.23
31400	10000210	1100		Communicat Salaries	384,581	396,842	393,844.65	33,790.05	0.00	2,997.35	99.20
31400	10000210	1660		Employee Bonuses	0	500	750.00	0.00	0.00	-250.00	150.00
31400	10000210	2100		Communicat FICA	29,419	29,296	29,519.24	2,467.90	0.00	-223.24	100.80
31400	10000210	2210		Communicat VRS 1&2	35,829	33,064	32,207.31	2,470.77	0.00	856.69	97.40
31400	10000210	2220		Communicat VRS Hybrid Plan	5,937	8,972	9,225.74	1,115.16	0.00	-253.74	102.80
31400	10000210	2300		Communicat Health Ins	57,636	57,371	58,771.66	5,933.90	0.00	-1,400.66	102.40
31400	10000210	2400		Communicat Life Ins	4,577	4,690	4,624.08	392.95	0.00	65.92	98.60
31400	10000210	2510		Communicat DisIns Hybrid	323	502	515.10	60.60	0.00	-13.10	102.60
31400	10000210	2700		Communicat WC	205	357	356.05	0.00	0.00	0.95	99.70
31400	10000210	2800		Communicat Leave Pay	0	441	4,936.65	0.00	0.00	-4,495.65	1,119.40

Clarke County
YTD Budget Report
June 30, 2016

FUNCTION	ORG	OBJ	PROJ	ACCOUNT DESCRIPTION	ORIGINAL APPROP	REVISED BUDGET	YTD EXPENDED	MTD EXPENDED	ENC/ REQ	AVAILABLE BUDGET	% USED
31400	10000210	3000		Communicat CS	300	300	1,150.70	14.75	0.00	-850.70	383.60
31400	10000210	3320		Communicat Maint Con	113,000	113,000	77,835.60	0.00	0.00	35,164.40	68.90
31400	10000210	5230		Communicat Telephone	30,000	30,000	23,536.07	1,174.27	20.95	6,442.98	78.50
31400	10000210	5400		Communicat Lease&Rent	27,500	27,500	27,514.37	0.00	0.00	-14.37	100.10
31400	10000210	5500		Communicat Travel	2,000	2,000	2,014.29	0.00	0.00	-14.29	100.70
31400	10000210	5810		Communicat Due & Memb	300	300	230.00	0.00	0.00	70.00	76.70
31400	10000210	6000		Communicat Mat&Sup	3,000	3,000	670.28	28.00	0.00	2,329.72	22.30
31400	10000210	6011		Communicat Clothing	1,400	1,400	737.83	0.00	0.00	662.17	52.70
31400 Total	Communications				696,007	709,535	668,439.62	47,448.35	20.95	41,074.43	94.21
32200	10000220	5600		Vol Fire Companies Entity Gift	25,000	25,000	0.00	0.00	0.00	25,000.00	0.00
32200	10000220	5697		Vol Fire 4 for Life	15,798	15,798	16,148.08	0.00	0.00	-350.08	102.20
32200	10000220	5698		Vol Fire Fire Progs	25,854	25,854	29,337.00	0.00	0.00	-3,483.00	113.50
32200 Total	Volunteer Fire Companies				66,652	66,652	45,485.08	0.00	0.00	21,166.92	68.24
32201	10000230	2860		Blue R VF LODA	1,742	1,088	1,088.00	0.00	0.00	0.00	100.00
32201	10000230	5600		Blue Ridge Vol Fire Co Contrib	50,000	50,000	50,000.00	0.00	0.00	0.00	100.00
32201 Total	Blue Ridge Volunteer Fire Co				51,742	51,088	51,088.00	0.00	0.00	0.00	100.00
32202	10000240	2860		Boyce VF LODA	2,264	1,799	1,799.92	0.00	0.00	-0.92	100.10
32202	10000240	5600		Boyce Volunteer Fire Co Contr	50,000	50,000	50,000.00	12,500.00	0.00	0.00	100.00
32202 Total	Boyce Volunteer Fire Co				52,264	51,799	51,799.92	12,500.00	0.00	-0.92	100.00
32203	10000250	2860		Enders VF LODA	2,927	2,040	2,040.00	0.00	0.00	0.00	100.00
32203	10000250	5600		Enders Volunteer Fire Co Contr	75,000	75,000	75,000.00	0.00	0.00	0.00	100.00
32203 Total	Enders Volunteer Fire Co				77,927	77,040	77,040.00	0.00	0.00	0.00	100.00
32310	10000260	1100		EMS Salaries	366,936	309,908	300,207.96	19,901.65	0.00	9,700.04	96.90
32310	10000260	1200		EMS Overtime	0	27,963	63,287.13	5,319.64	0.00	-35,324.13	226.30
32310	10000260	1300		EMS PT Sal	110,000	139,065	137,106.33	10,205.76	0.00	1,958.67	98.60
32310	10000260	2100		EMS FICA	36,486	35,462	35,764.30	2,486.16	0.00	-302.30	100.90
32310	10000260	2210		EMS VRS 1&2	22,690	27,367	27,267.84	2,272.32	0.00	99.16	99.60
32310	10000260	2220		VRS Benefits - Hybrid Plan	7,602	7,756	7,751.52	645.96	0.00	4.48	99.90
32310	10000260	2300		EMS Health Ins	39,539	40,433	40,440.62	3,739.01	0.00	-7.62	100.00
32310	10000260	2400		EMS Life Ins	3,319	4,106	4,079.31	319.76	0.00	26.69	99.30
32310	10000260	2510		EMS DisIns Hybrid	413	422	421.08	35.09	0.00	0.92	99.80
32310	10000260	2700		EMS WC	14,547	20,900	20,899.50	0.00	0.00	0.50	100.00
32310	10000260	2860		EMS LODA	2,611	2,543	2,543.76	0.00	0.00	-0.76	100.00
32310	10000260	3000		EMS CS	0	0	36,208.45	3,769.23	0.00	-36,208.45	100.00
32310	10000260	5210		EMS Postal Services	0	0	4.02	0.00	0.00	-4.02	100.00
32310	10000260	5230		EMS Telephone	1,000	1,000	526.10	0.00	0.00	473.90	52.60
32310	10000260	5500		EMS Travel	5,000	5,000	4,171.38	281.42	0.00	828.62	83.40
32310	10000260	6000		EMS Mat&Sup	1,000	1,000	11,289.02	1,512.73	0.00	-10,289.02	1,128.90
32310	10000260	6008		EMS Veh Fuel	2,000	2,000	511.22	35.32	0.00	1,488.78	25.60
32310	10000260	6011		EMS Clothing	6,500	6,500	0.00	0.00	0.00	6,500.00	0.00
32310	10000260	8200		EMS CO Adds	2,000	2,000	0.00	0.00	0.00	2,000.00	0.00
32310 Total	Fire and Rescue Services				621,643	633,425	692,479.54	50,524.05	0.00	-59,054.54	109.32
32320	10000270	5600		Lord Fairfax EMS Contribution	5,422	5,422	5,422.00	0.00	0.00	0.00	100.00
32320 Total	Lord Fairfax Emergency Medical				5,422	5,422	5,422.00	0.00	0.00	0.00	100.00
32400	10000280	5600		Forestry Svcs Entity Gift	2,712	2,712	2,711.52	0.00	0.00	0.48	100.00
32400 Total	Forestry Services				2,712	2,712	2,711.52	0.00	0.00	0.48	99.98
33210	10000290	7000		Regional Jail Joint Ops	515,422	520,768	520,768.00	0.00	0.00	0.00	100.00
33210 Total	Regional Jail				515,422	520,768	520,768.00	0.00	0.00	0.00	100.00
33220	10000300	3840		Juv DetCtr Intergov	31,008	31,008	30,560.18	7,640.03	0.00	447.82	98.60
33220 Total	Juvenile Detention Center				31,008	31,008	30,560.18	7,640.03	0.00	447.82	98.56
33300	10000310	5230		Probation Telephone	500	500	70.38	0.00	0.00	429.62	14.10
33300	10000310	6000		Probation Mat&Sup	300	300	0.00	0.00	0.00	300.00	0.00
33300 Total	Probation Office				800	800	70.38	0.00	0.00	729.62	8.80
34100	10000320	1100		Bldg Insp Salaries	91,036	92,659	92,658.96	7,721.58	0.00	0.04	100.00
34100	10000320	1300		Bldg Insp PT Sal	0	369	369.00	0.00	0.00	0.00	100.00
34100	10000320	2100		Bldg Insp FICA	6,965	6,417	6,418.07	528.05	0.00	-1.07	100.00
34100	10000320	2210		Bldg Insp VRS 1&2	9,887	10,065	10,062.72	838.56	0.00	2.28	100.00
34100	10000320	2300		Bldg Insp Health Ins	16,606	17,040	17,034.80	1,524.58	0.00	5.20	100.00
34100	10000320	2400		Bldg Insp Life Ins	1,083	1,105	1,104.71	91.89	0.00	0.29	100.00
34100	10000320	2700		Bldg Insp WC	1,445	1,153	1,153.00	0.00	0.00	0.00	100.00
34100	10000320	3000		Bldg Insp CS	4,700	4,700	0.00	0.00	0.00	4,700.00	0.00
34100	10000320	3320		Bldg Insp Maint Con	1,900	1,900	1,900.09	0.00	175.00	-175.09	109.20
34100	10000320	3500		Bldg Insp Printing	400	400	0.00	0.00	0.00	400.00	0.00
34100	10000320	3600		Bldg Insp Advertise	0	0	542.20	219.71	0.00	-542.20	100.00
34100	10000320	5210		Bldg Insp Postal	150	150	46.46	0.00	0.00	103.54	31.00
34100	10000320	5230		Bldg Insp Telephone	1,020	1,020	1,000.89	157.60	58.00	-38.89	103.80
34100	10000320	5500		Bldg Insp Travel	3,000	3,000	0.00	0.00	0.00	3,000.00	0.00
34100	10000320	5510		Bldg Insp Mileage	1,000	1,000	0.00	0.00	0.00	1,000.00	0.00
34100	10000320	5800		Miscellaneous	0	0	199.00	0.00	0.00	-199.00	100.00

**Clarke County
YTD Budget Report
June 30, 2016**

FUNCTION	ORG	OBJ	PROJ	ACCOUNT DESCRIPTION	ORIGINAL APPROP	REVISED BUDGET	YTD EXPENDED	MTD EXPENDED	ENC/ REQ	AVAILABLE BUDGET	% USED
34100	10000320	5810		Bldg Insp Due & Memb	1,900	1,900	511.50	471.50	0.00	1,388.50	26.90
34100	10000320	6000		Bldg Insp Mat&Sup	500	500	349.80	39.56	0.00	150.20	70.00
34100	10000320	6008		Bldg Insp Veh Fuel	2,500	2,500	1,013.98	106.70	0.00	1,486.02	40.60
34100 Total	Building Inspections				144,092	145,878	134,365.18	11,699.73	233.00	11,279.82	92.27
35100	10000330	1100		AnimalCtrl Salaries	59,938	61,092	61,091.04	5,090.92	0.00	0.96	100.00
35100	10000330	1300		AnimalCtrl PT Sal	18,000	0	0.00	0.00	0.00	0.00	0.00
35100	10000330	2100		AnimalCtrl FICA	5,963	4,033	4,030.50	331.97	0.00	2.50	99.90
35100	10000330	2210		AnimalCtrl VRS 1&2	4,325	4,408	4,408.08	367.34	0.00	-0.08	100.00
35100	10000330	2220		VRS Benefits - Hybrid Plan	2,184	2,227	2,226.36	185.53	0.00	0.64	100.00
35100	10000330	2300		AnimalCtrl Health Ins	13,393	13,741	13,740.29	1,229.66	0.00	0.71	100.00
35100	10000330	2400		AnimalCtrl Life Ins	713	728	727.38	60.58	0.00	0.62	99.90
35100	10000330	2510		Disability Ins - Hybrid Plan	119	120	120.96	10.08	0.00	-0.96	100.80
35100	10000330	2700		AnimalCtrl WC	809	967	966.05	0.00	0.00	0.95	99.90
35100	10000330	3000		AnimalCtrl CS	12,000	12,000	5,759.89	183.65	0.00	6,240.11	48.00
35100	10000330	3320		Maintenance Service Contracts	0	0	60.65	13.54	14.35	-75.00	100.00
35100	10000330	3500		AnimalCtrl Printing	400	400	0.00	0.00	0.00	400.00	0.00
35100	10000330	5110		AnimalCtrl Electric	0	0	718.04	0.00	0.00	-718.04	100.00
35100	10000330	5230		AnimalCtrl Telephone	1,000	1,000	583.95	12.70	40.51	375.54	62.40
35100	10000330	5500		AnimalCtrl Travel	1,400	1,400	657.04	0.00	0.00	742.96	46.90
35100	10000330	5510		AnimalCtrl Mileage	100	100	140.40	0.00	0.00	-40.40	140.40
35100	10000330	6000		AnimalCtrl Mat&Sup	6,150	6,150	4,898.79	244.97	0.00	1,251.21	79.70
35100	10000330	6008		AnimalCtrl Veh Fuel	1,750	1,750	876.80	102.37	0.00	873.20	50.10
35100	10000330	6011		AnimalCtrl Clothing	500	500	365.00	0.00	0.00	135.00	73.00
35100 Total	Animal Control				128,744	110,616	101,371.22	7,833.31	54.86	9,189.92	91.69
35300	10000340	3000		Exam&Bury CS	1,000	1,000	100.00	0.00	0.00	900.00	10.00
35300 Total	Med Examiner & Indigent Burial				1,000	1,000	100.00	0.00	0.00	900.00	10.00
42400	10000350	3840		RefuseDisp Intergov	100,000	100,000	104,347.50	0.00	0.00	-4,347.50	104.30
42400 Total	Refuse Disposal				100,000	100,000	104,347.50	0.00	0.00	-4,347.50	104.35
42600	10000360	3000		LitterCtrl CS	0	0	2,200.00	150.00	880.00	-3,080.00	100.00
42600	10000360	6000		LitterCtrl Mat&Sup	3,000	3,000	1,070.08	0.00	0.00	1,929.92	35.70
42600 Total	Litter Control				3,000	3,000	3,270.08	150.00	880.00	-1,150.08	138.34
42700	10000370	3840		Sanitation Intergov	29,000	29,000	26,996.20	0.00	0.00	2,003.80	93.10
42700	10000370	5600		Sanitation Entity Gift	133,377	133,377	133,377.00	0.00	0.00	0.00	100.00
42700 Total	Sanitation				162,377	162,377	160,373.20	0.00	0.00	2,003.80	98.77
43200	10000380	1100		Maintenanc Salaries	143,270	143,270	140,038.89	9,615.12	0.00	3,231.11	97.70
43200	10000380	1300		Maintenanc PT Sal	0	0	2,315.40	1,871.40	0.00	-2,315.40	100.00
43200	10000380	2100		Maintenanc FICA	10,960	10,960	10,683.19	842.13	0.00	276.81	97.50
43200	10000380	2210		Maintenanc VRS 1&2	13,130	13,002	12,793.42	870.02	0.00	208.58	98.40
43200	10000380	2220		VRS Benefits - Hybrid Plan	2,260	2,388	2,327.21	191.39	0.00	60.79	97.50
43200	10000380	2300		Maintenanc Health Ins	21,924	21,917	20,788.67	1,316.41	0.00	1,128.33	94.90
43200	10000380	2400		Maintenanc Life Ins	1,705	1,705	1,647.24	117.88	0.00	57.76	96.60
43200	10000380	2510		Disability Ins - Hybrid Plan	123	130	126.45	10.40	0.00	3.55	97.30
43200	10000380	2700		Maintenanc WC	4,379	4,379	3,792.82	0.00	0.00	586.18	86.60
43200	10000380	2800		Maintenanc Leave Pay	0	0	7,797.86	0.00	0.00	-7,797.86	100.00
43200	10000380	3000		Maintenanc CS	24,172	24,172	31,116.95	570.00	10,137.94	-17,082.89	170.70
43200	10000380	3320		Maintenanc Maint Con	99,485	99,485	98,557.97	12,392.80	2,617.94	-1,690.91	101.70
43200	10000380	3340		Maintenanc Cust Con	0	0	0.00	0.00	26,929.84	-26,929.84	100.00
43200	10000380	3600		Maintenanc Advertise	1,200	1,200	3,230.71	658.36	0.00	-2,030.71	269.20
43200	10000380	5130		Maintenanc Wat & Sew	411	411	435.65	23.90	0.00	-24.65	106.00
43200	10000380	5230		Maintenanc Telephone	2,500	2,500	1,796.76	120.32	163.00	540.24	78.40
43200	10000380	5300		Maintenanc Insurance	37,253	37,253	38,424.50	0.00	0.00	-1,171.50	103.10
43200	10000380	5400		Maintenanc Lease&Rent	1,500	1,500	0.00	0.00	0.00	1,500.00	0.00
43200	10000380	5500		Maintenanc Travel	750	750	0.00	0.00	0.00	750.00	0.00
43200	10000380	6000		Maintenanc Mat&Sup	34,710	34,710	19,683.97	1,978.77	0.00	15,026.03	56.70
43200	10000380	6008		Maintenanc Veh Fuel	7,045	7,045	3,612.71	172.30	0.00	3,432.29	51.30
43200	10000380	8200		Maintenanc CO Adds	6,500	6,500	0.00	0.00	0.00	6,500.00	0.00
	10000380 Total	General Property Maintenance			413,277	413,277	399,170.37	30,751.20	39,848.72	-25,742.09	106.23
43200	10000890	3000		JGC Maintenanc CS	25,000	25,000	30,936.19	2,158.76	5,216.52	-11,152.71	144.60
43200	10000890	3320		JGC Maintenance Svc Con	29,212	29,212	29,045.81	2,332.38	0.00	166.19	99.40
43200	10000890	3340		Maintenanc Cust Con	0	0	0.00	0.00	18,659.04	-18,659.04	100.00
43200	10000890	5110		Maintenanc Electric	37,753	37,753	30,662.28	4,142.95	0.00	7,090.72	81.20
43200	10000890	5120		Maintenanc Heating	5,681	5,681	3,628.59	180.88	0.00	2,052.41	63.90
43200	10000890	5130		Maintenanc Wat & Sew	5,681	5,681	1,210.36	111.48	0.00	4,470.64	21.30
43200	10000890	6000		Maintenanc Mat&Sup	3,500	3,500	1,735.47	203.83	0.00	1,764.53	49.60
43200	10000890	8100		JGC CO Replc	0	0	0.00	0.00	3,050.00	-3,050.00	100.00
10000890 Total	Maintenance - 101 Chalmers Court				106,827	106,827	97,218.70	9,130.28	26,925.56	-17,317.26	116.21
43200	10000900	3000		Maintenanc CS	7,244	7,244	2,155.16	197.21	0.00	5,088.84	29.80
43200	10000900	3320		Maintenanc Maint Con	2,427	2,427	2,156.80	0.00	0.00	270.20	88.90
43200	10000900	5110		Maintenanc Electric	10,637	10,637	9,458.42	803.37	0.00	1,178.58	88.90

**Clarke County
YTD Budget Report
June 30, 2016**

FUNCTION	ORG	OBJ	PROJ	ACCOUNT DESCRIPTION	ORIGINAL APPROP	REVISED BUDGET	YTD EXPENDED	MTD EXPENDED	ENC/ REQ	AVAILABLE BUDGET	% USED
43200	10000900	5120		Maintenanc Heating	4,362	4,362	767.54	21.09	0.00	3,594.46	17.60
43200	10000900	5130		Maintenanc Wat & Sew	3,691	3,691	2,899.75	212.20	0.00	791.25	78.60
43200	10000900	6000		Maintenanc Mat&Sup	1,500	1,500	947.53	25.56	0.00	552.47	63.20
	10000900 Total		Maintenance - 100 N Ch St/Radio T		29,861	29,861	18,385.20	1,259.43	0.00	11,475.80	61.57
43200	10000910	3000		Maintenanc CS	9,000	9,000	1,759.35	0.00	0.00	7,240.65	19.50
43200	10000910	3320		Maintenanc Maint Con	1,724	1,724	1,396.80	0.00	0.00	327.20	81.00
43200	10000910	5110		Maintenanc Electric	25,460	25,460	22,700.43	1,248.60	0.00	2,759.57	89.20
43200	10000910	6000		Maintenanc Mat&Sup	1,000	1,000	617.58	0.00	0.00	382.42	61.80
	10000910 Total		Maintenance - 102 N Church St		37,184	37,184	26,474.16	1,248.60	0.00	10,709.84	71.20
43200	10000920	3000		Maintenanc CS	5,000	5,000	16,573.31	0.00	0.00	-11,573.31	331.50
43200	10000920	3320		Maintenanc Maint Con	1,892	1,892	1,396.80	0.00	0.00	495.20	73.80
43200	10000920	5110		Maintenanc Electric	8,982	8,982	8,697.60	816.00	0.00	284.40	96.80
43200	10000920	5120		Maintenanc Heating	4,680	4,680	2,667.67	236.13	0.00	2,012.33	57.00
43200	10000920	5130		Maintenanc Wat & Sew	344	344	431.80	25.40	0.00	-87.80	125.50
43200	10000920	6000		Maintenanc Mat&Sup	1,000	1,000	1,136.23	0.00	0.00	-136.23	113.60
	10000920 Total		Maintenance - 104/106 N Church St		21,898	21,898	30,903.41	1,077.53	0.00	-9,005.41	141.12
43200	10000930	3000		Maintenanc CS	5,000	5,000	1,982.82	212.85	0.00	3,017.18	39.70
43200	10000930	3320		Maintenanc Maint Con	650	650	0.00	0.00	0.00	650.00	0.00
43200	10000930	5110		Maintenanc Electric	5,570	5,570	5,220.86	360.30	0.00	349.14	93.70
43200	10000930	5120		Maintenanc Heating	10,634	10,634	3,022.18	0.00	0.00	7,611.82	28.40
43200	10000930	6000		Maintenanc Mat&Sup	1,500	1,500	488.97	0.00	0.00	1,011.03	32.60
	10000930 Total		Maintenance - 225 Ramsburg Ln		23,354	23,354	10,714.83	573.15	0.00	12,639.17	45.88
43200	10000940	3000		Maintenanc CS	1,400	1,400	3,714.37	0.00	0.00	-2,314.37	265.30
43200	10000940	3320		Maintenanc Maint Con	250	250	0.00	0.00	0.00	250.00	0.00
43200	10000940	5110		Maintenanc Electric	1,448	1,448	1,529.65	115.72	0.00	-81.65	105.60
43200	10000940	5120		Maintenanc Heating	1,449	1,449	336.60	0.00	0.00	1,112.40	23.20
43200	10000940	6000		Maintenanc Mat&Sup	750	750	25.46	0.00	0.00	724.54	3.40
	10000940 Total		Maintenance - 524 Westwood Road		5,297	5,297	5,606.08	115.72	0.00	-309.08	105.84
43200	10000950	3000		Maintenanc CS	12,500	12,500	14,626.32	95.00	0.00	-2,126.32	117.00
43200	10000950	3320		Maintenanc Maint Con	1,000	1,000	745.20	127.60	0.00	254.80	74.50
43200	10000950	5110		Maintenanc Electric	27,273	27,273	24,453.46	0.00	0.00	2,819.54	89.70
43200	10000950	5120		Maintenanc Heating	7,253	7,253	2,846.65	104.73	0.00	4,406.35	39.20
43200	10000950	5130		Maintenanc Wat & Sew	1,701	1,701	3,128.00	102.00	0.00	-1,427.00	183.90
43200	10000950	6000		Maintenanc Mat&Sup	5,000	5,000	1,115.66	0.00	0.00	3,884.34	22.30
	10000950 Total		Maintenance - 225 Al Smith Cir Rec Ctr		54,727	54,727	46,915.29	429.33	0.00	7,811.71	85.73
43200	10000960	3000		Maintenanc CS	16,000	16,000	13,155.04	65.00	0.00	2,844.96	82.20
43200	10000960	5110		Maintenanc Electric	5,457	5,457	4,910.06	2,005.18	0.00	546.94	90.00
43200	10000960	5130		Maintenanc Wat & Sew	2,708	2,708	2,359.20	141.00	0.00	348.80	87.10
43200	10000960	6000		Maintenanc Mat&Sup	5,000	5,000	8,176.73	123.85	0.00	-3,176.73	163.50
	10000960 Total		Maintenance - 225 Al Smith Cir Ofc/Gro		29,165	29,165	28,601.03	2,335.03	0.00	563.97	98.07
43200	10000970	3000		Maintenanc CS	9,500	9,500	1,402.00	499.29	0.00	8,098.00	14.80
43200	10000970	5110		Maintenanc Electric	5,579	5,579	5,705.65	448.86	0.00	-126.65	102.30
43200	10000970	5130		Maintenanc Wat & Sew	21,860	21,860	17,269.40	-4,629.20	0.00	4,590.60	79.00
43200	10000970	6000		Maintenanc Mat&Sup	5,000	5,000	479.34	21.96	0.00	4,520.66	9.60
	10000970 Total		Maintenance - 225 Al Smith Cir Pool		41,939	41,939	24,856.39	-3,659.09	0.00	17,082.61	59.27
43200	10000980	3000		Maintenanc CS	750	750	492.66	0.00	0.00	257.34	65.70
43200	10000980	5110		Maintenanc Electric	1,408	1,408	713.99	94.32	0.00	694.01	50.70
43200	10000980	6000		Maintenanc Mat&Sup	7,500	7,500	4,902.23	946.84	0.00	2,597.77	65.40
	10000980 Total		Maintenance - 225 Al Smith Cir Baseball		9,658	9,658	6,108.88	1,041.16	0.00	3,549.12	63.25
43200	10000990	3000		Maintenanc CS	750	750	911.91	0.00	0.00	-161.91	121.60
43200	10000990	5110		Maintenanc Electric	687	687	452.16	31.95	0.00	234.84	65.80
43200	10000990	6000		Maintenanc Mat&Sup	7,500	7,500	5,629.85	1,274.00	0.00	1,870.15	75.10
	10000990 Total		Maintenance - 225 Al Smith Cir Soccer		8,937	8,937	6,993.92	1,305.95	0.00	1,943.08	78.26
43200	10000995	3320		Maintenance Service Contracts	150	150	0.00	0.00	0.00	150.00	0.00
43200	10000995	6000		Materials and Supplies	500	500	0.00	0.00	0.00	500.00	0.00
	10000995 Total		Maintenance - 106 N Church St Old Com		650	650	0.00	0.00	0.00	650.00	0.00
43200	10001000	3000		Maintenanc CS	750	750	0.00	0.00	0.00	750.00	0.00
43200	10001000	6000		Maintenanc Mat&Sup	500	500	0.00	0.00	0.00	500.00	0.00
	10001000 Total		Maintenance - 32 E Main St		1,250	1,250	0.00	0.00	0.00	1,250.00	0.00
43200	10001010	3000		Maintenanc CS	5,000	5,000	0.00	0.00	0.00	5,000.00	0.00
43200	10001010	6000		Maintenanc Mat&Sup	500	500	206.37	0.00	0.00	293.63	41.30
	10001010 Total		Maintenance - 36 E Main St		5,500	5,500	206.37	0.00	0.00	5,293.63	3.75
43200	10001020	3000		Maintenanc CS	5,540	5,540	21,370.18	0.00	587.56	-16,417.74	396.30
43200	10001020	3320		Maintenanc Maint Con	1,900	1,900	4,638.61	293.78	0.00	-2,738.61	244.10
43200	10001020	3340		Custodial Service Contracts	0	0	0.00	0.00	2,350.24	-2,350.24	100.00
43200	10001020	5110		Maintenanc Electric	11,988	11,988	8,291.27	588.87	0.00	3,696.73	69.20
43200	10001020	5130		Maintenanc Wat & Sew	950	950	1,295.40	152.40	0.00	-345.40	136.40
43200	10001020	6000		Maintenanc Mat&Sup	1,000	1,000	105.37	0.00	0.00	894.63	10.50
	10001020 Total		Maintenance - 311 E Main St		21,378	21,378	35,700.83	1,035.05	2,937.80	-17,260.63	180.74

**Clarke County
YTD Budget Report
June 30, 2016**

FUNCTION	ORG	OBJ	PROJ	ACCOUNT DESCRIPTION	ORIGINAL APPROP	REVISED BUDGET	YTD EXPENDED	MTD EXPENDED	ENC/ REQ	AVAILABLE BUDGET	% USED
43200	10001410	3000		Maintenanc CS	2,500	2,500	591.33	126.00	0.00	1,908.67	23.70
43200	10001410	3320		Maintenanc Maint Con	150	150	0.00	0.00	0.00	150.00	0.00
43200	10001410	5110		Maintenanc Electric	3,215	3,215	2,236.05	203.32	0.00	978.95	69.60
43200	10001410	5120		Maintenanc Heating	5,783	5,783	1,590.21	0.00	0.00	4,192.79	27.50
43200	10001410	5130		Maintenanc Wat & Sew	159	159	229.50	25.50	0.00	-70.50	144.30
43200	10001410	6000		Maintenanc Mat&Sup	1,500	1,500	0.00	0.00	0.00	1,500.00	0.00
	10001410 Total	Maintenance - 129 Ramsburg Ln			13,307	13,307	4,647.09	354.82	0.00	8,659.91	34.92
43200 Total	General Property Maintenance - All Accounts				824,209	824,209	742,502.55	46,998.16	69,712.08	11,994.37	98.54
51100	10000385	5600		Local Health Dept Contribution	218,594	218,594	218,594.00	0.00	0.00	0.00	100.00
51100 Total	Local Health Department				218,594	218,594	218,594.00	0.00	0.00	0.00	100.00
51200	10000390	5600		Our Health Entity Gift	5,000	5,000	5,000.00	0.00	0.00	0.00	100.00
51200 Total	Our Health				5,000	5,000	5,000.00	0.00	0.00	0.00	100.00
52400	10000395	5600		N Shen Vally Sub Abuse Coal Co	0	15,000	15,000.00	0.00	0.00	0.00	100.00
52400 Total	N Shen Valley Subst Abuse Coal				0	15,000	15,000.00	0.00	0.00	0.00	100.00
52500	10000400	5600		NW Community Svc Entity Gift	88,000	88,000	88,000.00	14,666.67	0.00	0.00	100.00
52500 Total	Northwestern Community Svcs				88,000	88,000	88,000.00	14,666.67	0.00	0.00	100.00
52800	10000410	5600		Concern Hotline Entity Gift	750	750	750.00	0.00	0.00	0.00	100.00
52800 Total	Concern Hotline				750	750	750.00	0.00	0.00	0.00	100.00
52900	10000420	5600		NW Works Entity Gift	1,000	1,000	1,000.00	0.00	0.00	0.00	100.00
52900 Total	NW Works				1,000	1,000	1,000.00	0.00	0.00	0.00	100.00
53230	10000430	5600		SAAA EntityGift	40,000	40,000	40,000.00	10,000.00	0.00	0.00	100.00
53230 Total	Shenandoah Area Agency on Aging				40,000	40,000	40,000.00	10,000.00	0.00	0.00	100.00
53240	10000440	5600		Virginia Regional Transit Cont	19,302	19,302	14,476.50	0.00	0.00	4,825.50	75.00
53240 Total	VA Regional Transp Assn				19,302	19,302	14,476.50	0.00	0.00	4,825.50	75.00
53250	10000445	5600		FISH of Clarke County Contr	1,000	1,000	1,000.00	0.00	0.00	0.00	100.00
53250 Total	FISH of Clarke County				1,000	1,000	1,000.00	0.00	0.00	0.00	100.00
53600	10000450	5600		Access Independence Contr	750	750	750.00	750.00	0.00	0.00	100.00
53600 Total	Access Independence				750	750	750.00	750.00	0.00	0.00	100.00
53700	10000460	5600		Laurel Center Contribution	2,000	2,000	2,000.00	0.00	0.00	0.00	100.00
53700 Total	The Laurel Ctr (Women's Shltr)				2,000	2,000	2,000.00	0.00	0.00	0.00	100.00
69100	10000470	5600		Lord FairfaxComm College Cont	15,580	15,580	15,580.00	0.00	0.00	0.00	100.00
69100 Total	Lord Fairfax Community College				15,580	15,580	15,580.00	0.00	0.00	0.00	100.00
71100	10000480	1100		Parks Adm Salaries	242,763	246,827	246,826.62	20,567.99	0.00	0.38	100.00
71100	10000480	1300		Parks Adm PT Sal	16,020	16,020	14,965.02	1,993.50	0.00	1,054.98	93.40
71100	10000480	2100		Parks Adm FICA	19,797	18,499	18,183.57	1,580.20	0.00	315.43	98.30
71100	10000480	2210		Parks Adm VRS 1&2	26,364	26,810	26,804.16	2,233.68	0.00	5.84	100.00
71100	10000480	2300		Parks Adm Health Ins	39,616	37,721	37,715.06	3,288.67	0.00	5.94	100.00
71100	10000480	2400		Parks Adm Life Ins	2,889	2,941	2,941.23	244.76	0.00	-0.23	100.00
71100	10000480	2700		Parks Adm WC	10,265	11,106	11,105.54	0.00	0.00	0.46	100.00
71100	10000480	3000		Parks Adm CS	0	0	1,840.00	0.00	0.00	-1,840.00	100.00
71100	10000480	3180		Parks Adm CredCrd Fe	3,500	3,500	1,462.85	0.00	0.00	2,037.15	41.80
71100	10000480	3320		Parks Adm Maint Con	6,241	6,241	2,386.26	228.93	378.54	3,476.20	44.30
71100	10000480	3500		Parks Adm Printing	1,000	1,000	0.00	0.00	0.00	1,000.00	0.00
71100	10000480	3600		Parks Adm Advertise	885	885	1,014.75	0.00	0.00	-129.75	114.70
71100	10000480	5210		Parks Adm Postal	3,463	3,463	569.10	0.00	0.00	2,893.90	16.40
71100	10000480	5230		Parks Adm Telephone	2,000	2,000	834.22	0.00	0.00	1,165.78	41.70
71100	10000480	5400		Parks Adm Lease&Rent	530	530	242.87	130.87	0.00	287.13	45.80
71100	10000480	5500		Parks Adm Travel	2,274	2,274	619.86	0.00	0.00	1,654.14	27.30
71100	10000480	5510		Parks Adm Mileage	0	0	5.40	0.00	0.00	-5.40	100.00
71100	10000480	5810		Parks Adm Due & Memb	1,850	1,850	1,324.50	525.00	0.00	525.50	71.60
71100	10000480	6000		Parks Adm Mat&Sup	5,156	6,931	4,115.56	155.01	755.12	2,060.32	70.30
71100	10000480	6008		Parks Adm Veh Fuel	1,000	1,000	281.89	26.39	0.00	718.11	28.20
71100	10000480	6011		Parks Adm Clothing	1,000	1,000	745.50	0.00	0.00	254.50	74.60
71100	10000480	8200		Parks Adm CO Adds	5,000	5,000	0.00	0.00	0.00	5,000.00	0.00
71100 Total	Parks Administration				391,613	395,598	373,983.96	30,975.00	1,133.66	20,480.38	94.82
71310	10000490	1100		Rec Center Salaries	45,013	45,780	45,779.04	3,814.92	0.00	0.96	100.00
71310	10000490	1300		Rec Center PT Sal	30,179	30,179	26,266.41	2,286.08	0.00	3,912.59	87.00
71310	10000490	2100		Rec Center FICA	5,753	5,770	5,470.67	463.05	0.00	299.33	94.80
71310	10000490	2210		Rec Center VRS 1&2	4,888	4,973	4,971.60	414.30	0.00	1.40	100.00
71310	10000490	2300		Rec Center Health Ins	6,404	6,572	6,571.26	588.03	0.00	0.74	100.00
71310	10000490	2400		Rec Center Life Ins	536	546	545.12	45.40	0.00	0.88	99.80
71310	10000490	2700		Rec Center WC	0	1,082	1,081.70	0.00	0.00	0.30	100.00
71310	10000490	3600		Rec Center Advertise	200	200	284.05	0.00	0.00	-84.05	142.00
71310	10000490	5830		Rec Center Refunds	200	200	764.75	0.00	0.00	-564.75	382.40
71310	10000490	6000		Rec Center Mat&Sup	6,250	6,250	3,626.10	245.42	0.00	2,623.90	58.00
71310	10000490	6012		Rec Center Resale Sup	3,000	3,000	2,314.12	230.83	0.00	685.88	77.10
71310 Total	Recreation Center				102,423	104,552	97,674.82	8,088.03	0.00	6,877.18	93.42
71320	10000500	1300		Pool PT Sal	60,251	60,251	46,686.18	6,442.93	0.00	13,564.82	77.50
71320	10000500	2100		Pool FICA	4,610	4,610	3,560.33	485.24	0.00	1,049.67	77.20

**Clarke County
YTD Budget Report
June 30, 2016**

FUNCTION	ORG	OBJ	PROJ	ACCOUNT DESCRIPTION	ORIGINAL APPROP	REVISED BUDGET	YTD EXPENDED	MTD EXPENDED	ENC/ REQ	AVAILABLE BUDGET	% USED
71320	10000500	2300		Pool Health Ins	0	0	220.90	166.63	0.00	-220.90	100.00
71320	10000500	3000		Pool CS	2,900	2,900	345.00	0.00	0.00	2,555.00	11.90
71320	10000500	5500		Pool Travel	350	350	300.00	0.00	0.00	50.00	85.70
71320	10000500	5810		Pool Due & Memb	1,000	1,000	910.00	0.00	0.00	90.00	91.00
71320	10000500	5830		Pool Refunds	500	500	190.00	0.00	0.00	310.00	38.00
71320	10000500	6000		Pool Mat&Sup	3,400	3,400	1,090.35	227.16	442.55	1,867.10	45.10
71320	10000500	6011		Pool Clothing	1,143	1,143	348.17	43.75	87.50	707.33	38.10
71320	10000500	6012		Pool Resale Sup	2,000	2,000	592.10	0.00	0.00	1,407.90	29.60
71320	10000500	6026		Pool Chemicals	11,000	11,000	8,805.78	2,694.26	0.00	2,194.22	80.10
71320 Total	Swimming Pool				87,154	87,154	63,048.81	10,059.97	530.05	23,575.14	72.95
71350	10000510	1100		Programs Salaries	34,401	35,053	35,052.30	2,921.92	0.00	0.70	100.00
71350	10000510	1300		Programs PT Sal	105,900	105,900	64,725.74	6,664.91	0.00	41,174.26	61.10
71350	10000510	2100		Programs FICA	10,734	10,592	7,443.13	717.51	0.00	3,148.87	70.30
71350	10000510	2210		Programs VRS 1&2	3,736	3,809	3,807.84	317.32	0.00	1.16	100.00
71350	10000510	2300		Programs Health Ins	6,404	6,572	6,571.26	588.03	0.00	0.74	100.00
71350	10000510	2400		Programs Life Ins	409	418	417.45	34.77	0.00	0.55	99.90
71350	10000510	2700		Programs WC	0	827	826.69	0.00	0.00	0.31	100.00
71350	10000510	3000		Programs CS	56,000	56,000	42,475.40	5,297.92	22,699.94	-9,175.34	116.40
71350	10000510	3500		Programs Printing	7,000	7,000	5,490.70	0.00	158.00	1,351.30	80.70
71350	10000510	3600		Programs Advertise	1,000	1,000	523.40	0.00	0.00	476.60	52.30
71350	10000510	5210		Programs Postal	100	100	0.00	0.00	0.00	100.00	0.00
71350	10000510	5400		Programs Lease&Rent	300	300	65.00	0.00	0.00	235.00	21.70
71350	10000510	5500		Programs Travel	500	500	428.00	0.00	0.00	72.00	85.60
71350	10000510	5560		Programs Group Trip	3,000	3,000	4,681.64	578.00	0.00	-1,681.64	156.10
71350	10000510	5810		Programs Due & Memb	500	500	563.44	127.30	0.00	-63.44	112.70
71350	10000510	5830		Programs Refunds	4,000	4,000	4,018.00	497.00	0.00	-18.00	100.50
71350	10000510	6000		Programs Mat&Sup	11,100	11,100	9,958.84	1,796.96	99.50	1,041.66	90.60
71350	10000510	6008		Programs Veh Fuel	0	0	59.94	59.94	0.00	-59.94	100.00
71350	10000510	6011		Programs Clothing	2,000	2,000	1,078.50	577.50	0.00	921.50	53.90
71350	10000510	6012		Programs Resale Sup	7,000	7,000	8,183.60	0.00	8,575.00	-9,758.60	239.40
71350 Total	Parks Programs				254,084	255,671	196,370.87	20,179.08	31,532.44	27,767.69	89.14
71360	10000520	1300		Concession PT Sal	4,125	4,125	3,513.87	831.62	0.00	611.13	85.20
71360	10000520	2100		Concession FICA	316	316	265.23	60.69	0.00	50.77	83.90
71360	10000520	6000		Concession Mat&Sup	100	100	384.02	384.02	0.00	-284.02	384.00
71360	10000520	6012		Concession Resale Sup	10,300	10,300	7,759.25	4,453.89	0.00	2,540.75	75.30
71360 Total	Concession Stand				14,841	14,841	11,922.37	5,730.22	0.00	2,918.63	80.33
72240	10000527	5600		Barns of Rose Hill Contr	5,000	5,000	5,000.00	0.00	0.00	0.00	100.00
72240 Total	Barns of Rose Hill				5,000	5,000	5,000.00	0.00	0.00	0.00	100.00
72700	10000530	5600		VA Comm for Arts Contr	10,000	10,000	10,000.00	0.00	0.00	0.00	100.00
72700 Total	VA Commission for the Arts				10,000	10,000	10,000.00	0.00	0.00	0.00	100.00
73200	10000540	5600		Handley Regional Library Contr	190,000	190,000	190,000.00	0.00	0.00	0.00	100.00
73200 Total	Handley Regional Library				190,000	190,000	190,000.00	0.00	0.00	0.00	100.00
81110	10000550	1100		Plan Adm Salaries	262,174	267,099	267,098.96	22,241.58	0.00	0.04	100.00
81110	10000550	2100		Plan Adm FICA	20,057	20,262	20,280.12	1,688.55	0.00	-18.12	100.10
81110	10000550	2210		Plan Adm VRS 1&2	28,472	28,995	28,985.16	2,415.43	0.00	9.84	100.00
81110	10000550	2300		Plan Adm Health Ins	29,414	19,722	19,713.78	1,764.09	0.00	8.22	100.00
81110	10000550	2400		Plan Adm Life Ins	3,120	3,182	3,182.80	264.68	0.00	-0.80	100.00
81110	10000550	2700		Plan Adm WC	5,136	5,886	5,885.66	0.00	0.00	0.34	100.00
81110	10000550	3000		Plan Adm CS	10,000	10,000	9,874.00	290.00	0.00	126.00	98.70
81110	10000550	3140		Plan Adm Eng & Arch	10,000	10,000	4,102.50	200.00	0.00	5,897.50	41.00
81110	10000550	3320		Plan Adm Maint Con	300	300	910.33	220.17	0.00	-610.33	303.40
81110	10000550	3500		Plan Adm Printing	2,000	2,000	645.00	645.00	0.00	1,355.00	32.30
81110	10000550	3600		Plan Adm Advertise	3,000	3,000	3,488.01	219.72	0.00	-488.01	116.30
81110	10000550	5210		Plan Adm Postal	1,000	1,000	885.74	0.00	0.00	114.26	88.60
81110	10000550	5230		Plan Adm Telephone	400	400	319.09	0.00	0.00	80.91	79.80
81110	10000550	5500		Plan Adm Travel	1,000	1,000	200.00	0.00	0.00	800.00	20.00
81110	10000550	5510		Plan Adm Mileage	1,000	1,000	547.86	0.00	0.00	452.14	54.80
81110	10000550	5810		Plan Adm Due & Memb	300	300	50.00	0.00	0.00	250.00	16.70
81110	10000550	6000		Plan Adm Mat&Sup	2,500	2,500	2,390.20	465.24	0.00	109.80	95.60
81110	10000550	6000	RBP15	Plan Adm Mat&Sup	200	200	0.00	0.00	0.00	200.00	0.00
81110	10001200	3140	PTPLN	Pass Through Engineer Fees	0	0	10,482.50	0.00	14,200.00	-24,682.50	100.00
81110 Total	Planning Administration				380,073	376,846	379,041.71	30,414.46	14,200.00	-16,395.71	104.35
81120	10000560	1300		Plan Com PT Sal	500	250	450.00	0.00	0.00	-200.00	180.00
81120	10000560	2100		Plan Com FICA	39	10	21.08	0.00	0.00	-11.08	210.80
81120	10000560	2300		Plan Com Health Ins	0	335	669.44	0.00	27.14	-361.58	207.90
81120	10000560	3000		Plan Com CS	8,000	8,000	0.00	0.00	0.00	8,000.00	0.00
81120	10000560	3160		Plan Com Board Fe	10,000	10,000	6,550.00	0.00	0.00	3,450.00	65.50
81120	10000560	3600		Plan Com Advertise	1,600	1,600	0.00	0.00	0.00	1,600.00	0.00
81120	10000560	5210		Plan Com Postal	100	100	0.00	0.00	0.00	100.00	0.00

**Clarke County
YTD Budget Report
June 30, 2016**

FUNCTION	ORG	OBJ	PROJ	ACCOUNT DESCRIPTION	ORIGINAL APPROP	REVISED BUDGET	YTD EXPENDED	MTD EXPENDED	ENC/ REQ	AVAILABLE BUDGET	% USED
81120	10000560	5500		Plan Com Travel	1,750	1,750	0.00	0.00	0.00	1,750.00	0.00
81120	10000560	5810		Plan Com Due & Memb	261	261	0.00	0.00	0.00	261.00	0.00
81120 Total	Planning Commission				22,250	22,306	7,690.52	0.00	27.14	14,588.34	34.60
81130	10000570	3000		BryDevAuth CS	3,000	3,000	765.00	0.00	0.00	2,235.00	25.50
81130	10000570	3160		BryDevAuth Board Fe	500	500	575.00	0.00	0.00	-75.00	115.00
81130	10000570	3600		BryDevAuth Advertise	500	500	286.00	0.00	0.00	214.00	57.20
81130	10000570	5210		BryDevAuth Postal	100	100	0.00	0.00	0.00	100.00	0.00
81130 Total	Berryville Dev Authority				4,100	4,100	1,626.00	0.00	0.00	2,474.00	39.66
81140	10000580	5600		Regional Airport Auth Contr	2,500	2,500	2,500.00	0.00	0.00	0.00	100.00
81140 Total	Regional Airport Authority				2,500	2,500	2,500.00	0.00	0.00	0.00	100.00
81310	10000590	5600		Help with Housing Contrib	5,400	5,400	5,400.00	0.00	0.00	0.00	100.00
81310 Total	Help With Housing				5,400	5,400	5,400.00	0.00	0.00	0.00	100.00
81400	10000600	1300		BrdZonApp PT Sal	250	250	0.00	0.00	0.00	250.00	0.00
81400	10000600	2100		BrdZonApp FICA	20	20	0.00	0.00	0.00	20.00	0.00
81400	10000600	3000		BrdZonApp CS	2,000	2,000	2,327.50	82.50	0.00	-327.50	116.40
81400	10000600	3160		BrdZonApp Board Fe	500	500	100.00	0.00	0.00	400.00	20.00
81400	10000600	3600		BrdZonApp Advertise	500	500	171.60	171.60	0.00	328.40	34.30
81400	10000600	5210		BrdZonApp Postal	50	50	0.00	0.00	0.00	50.00	0.00
81400	10000600	5810		BrdZonApp Due & Memb	150	150	0.00	0.00	0.00	150.00	0.00
81400 Total	Board of Zoning Appeals				3,470	3,470	2,599.10	254.10	0.00	870.90	74.90
81510	10000610	1100		Econ Dev Salaries	75,000	65,000	0.00	0.00	0.00	65,000.00	0.00
81510	10000610	1300		Econ Dev PT Sal	0	0	3,737.50	0.00	0.00	-3,737.50	100.00
81510	10000610	2100		Econ Dev FICA	5,738	5,738	285.93	0.00	0.00	5,452.07	5.00
81510	10000610	2210		Econ Dev VRS 1&2	8,145	8,145	0.00	0.00	0.00	8,145.00	0.00
81510	10000610	2300		Econ Dev Health Ins	9,519	9,519	0.00	0.00	0.00	9,519.00	0.00
81510	10000610	2400		Econ Dev Life Ins	892	892	0.00	0.00	0.00	892.00	0.00
81510	10000610	3000		Econ Dev CS	5,000	5,000	42,795.00	3,250.00	0.00	-37,795.00	855.90
81510	10000610	3500		Econ Dev Printing	500	500	0.00	0.00	0.00	500.00	0.00
81510	10000610	3600		Econ Dev Advertise	1,000	1,000	128.70	0.00	0.00	871.30	12.90
81510	10000610	5210		Econ Dev Postal	100	100	1.46	0.00	0.00	98.54	1.50
81510	10000610	5230		Econ Dev Telephone	1,000	1,000	523.74	47.46	76.26	400.00	60.00
81510	10000610	5500		Econ Dev Travel	500	500	54.88	0.00	0.00	445.12	11.00
81510	10000610	5510		Econ Dev Mileage	500	500	0.00	0.00	0.00	500.00	0.00
81510	10000610	5600		Ofc of Econ Dev Contrib	750	750	0.00	0.00	0.00	750.00	0.00
81510	10000610	5810		Econ Dev Due & Memb	500	500	0.00	0.00	0.00	500.00	0.00
81510	10000610	6000		Econ Dev Mat&Sup	400	400	39.95	0.00	0.00	360.05	10.00
81510 Total	Office of Economic Development				109,544	99,544	47,567.16	3,297.46	76.26	51,900.58	47.86
81530	10000620	5600		Small Bus Dev Ctr Contrib	1,500	1,500	1,500.00	0.00	0.00	0.00	100.00
81530 Total	Small Business Dev Center				1,500	1,500	1,500.00	0.00	0.00	0.00	100.00
81540	10000630	5600		Blandy Exp Farm Contrib	3,000	3,000	3,000.00	0.00	0.00	0.00	100.00
81540 Total	Blandy Experimental Farm				3,000	3,000	3,000.00	0.00	0.00	0.00	100.00
81800	10000640	3000		HstPrvCom CS	6,000	6,000	6,577.15	857.15	0.00	-577.15	109.60
81800	10000640	3160		HstPrvCom Board Fe	1,000	1,000	700.00	0.00	0.00	300.00	70.00
81800	10000640	3600		HstPrvCom Advertise	300	300	368.20	0.00	0.00	-68.20	122.70
81800	10000640	5210		HstPrvCom Postal	200	200	0.00	0.00	0.00	200.00	0.00
81800	10000640	5500		HstPrvCom Travel	500	500	0.00	0.00	0.00	500.00	0.00
81800 Total	Historic Preservation Comm				8,000	8,000	7,645.35	857.15	0.00	354.65	95.57
81910	10000650	5600		NSVRC EntityGift	7,329	7,329	7,328.69	0.00	0.00	0.31	100.00
81910 Total	Northern Shen Valley Reg Comm				7,329	7,329	7,328.69	0.00	0.00	0.31	100.00
82210	10000660	3000		Water Qual CS	30,000	30,000	15,000.00	0.00	7,500.00	7,500.00	75.00
82210 Total	Water Quality Management				30,000	30,000	15,000.00	0.00	7,500.00	7,500.00	75.00
82220	10000670	5600		Friends of Shenandoah Contr	3,000	3,000	3,000.00	0.00	0.00	0.00	100.00
82220 Total	Friends of the Shenandoah				3,000	3,000	3,000.00	0.00	0.00	0.00	100.00
82230	10000680	3160		BrdSepApp Board Fe	200	200	225.00	0.00	0.00	-25.00	112.50
82230	10000680	3600		BrdSepApp Advertise	500	500	629.20	0.00	0.00	-129.20	125.80
82230	10000680	5210		BrdSepApp Postal	20	20	0.00	0.00	0.00	20.00	0.00
82230 Total	Board of Septic Appeals				720	720	854.20	0.00	0.00	-134.20	118.64
82400	10000690	5600		Lord Fairfax S&W Contr	5,000	5,000	5,000.00	0.00	0.00	0.00	100.00
82400 Total	LF Soil & Water Cons Dist				5,000	5,000	5,000.00	0.00	0.00	0.00	100.00
82600	10000700	1300		Biosolids PT Sal	12,228	12,228	3,566.38	0.00	0.00	8,661.62	29.20
82600	10000700	2100		Biosolids FICA	936	936	272.83	0.00	0.00	663.17	29.10
82600	10000700	2700		Biosolids WC	143	190	189.40	0.00	0.00	0.60	99.70
82600	10000700	5510		Biosolids Mileage	1,152	1,152	831.04	0.00	0.00	320.96	72.10
82600 Total	Bio-solids Application				14,459	14,506	4,859.65	0.00	0.00	9,646.35	33.50
83100	10000710	1300		Coop Ext PT Sal	0	1,000	0.00	0.00	0.00	1,000.00	0.00
83100	10000710	3000		Coop Ext CS	100	100	0.00	0.00	0.00	100.00	0.00
83100	10000710	3320		Coop Ext Maint Con	500	500	722.02	174.64	0.00	-222.02	144.40
83100	10000710	3841		Coop Ext VPI Agent	37,036	37,036	38,867.33	0.00	0.00	-1,831.33	104.90
83100	10000710	5210		Coop Ext Postal	600	600	492.80	0.00	0.00	107.20	82.10

**Clarke County
YTD Budget Report
June 30, 2016**

FUNCTION	ORG	OBJ	PROJ	ACCOUNT DESCRIPTION	ORIGINAL	REVISED	YTD	MTD	AVAILABLE		
					APPROP	BUDGET	EXPENDED	EXPENDED	ENC/ REQ	BUDGET	% USED
83100	10000710	5230		Coop Ext Telephone	500	500	120.76	0.00	0.00	379.24	24.20
83100	10000710	5810		Coop Ext Due & Memb	0	130	130.00	0.00	0.00	0.00	100.00
83100	10000710	6000		Coop Ext Mat&Sup	2,000	1,870	978.43	656.23	0.00	891.57	52.30
83100 Total	Cooperative Extension Program				40,736	41,736	41,311.34	830.87	0.00	424.66	98.98
83400	10000720	5600		4-H Center EntityGift	2,300	2,300	2,300.00	0.00	0.00	0.00	100.00
83400 Total	4-H Center				2,300	2,300	2,300.00	0.00	0.00	0.00	100.00
91600	10000730	1000		Reserve Personal	132,000	81,082	0.00	0.00	0.00	81,082.00	0.00
91600	10000730	3140		Reserve Eng & Arch	15,000	0	0.00	0.00	0.00	0.00	0.00
91600	10000730	3150		Reserve Legal S	20,000	19,400	0.00	0.00	0.00	19,400.00	0.00
91600	10000730	8000		Reserve CO	15,000	3,306	0.00	0.00	0.00	3,306.00	0.00
91600 Total	Contingency Reserves				182,000	103,788	0.00	0.00	0.00	103,788.00	0.00
Grand Total					9,198,683	9,221,517	8,690,734.24	588,253.18	149,393.72	381,389.04	95.86

FOR 2016 13

	ORIGINAL APPROP	TRANFRS/ ADJSTMNTS	REVISED BUDGET	YTD EXPENDED	ENCUMBRANCES	AVAILABLE BUDGET	PCT USED
94110 HVAC System Replacement	0	18,773	18,773	8,473.00	.00	10,300.00	45.1%
94120 Roofing	0	136,633	136,633	.00	.00	136,633.00	.0%
94130 Painting and Flooring	0	27,462	27,462	6,675.23	.00	20,786.77	24.3%
94140 Landscaping	0	15,375	15,375	.00	.00	15,375.00	.0%
94150 Asphalt, Sidewalk, Path	22,500	50,000	72,500	.00	.00	72,500.00	.0%
94180 GenDist Court Bldg Repair	0	72,973	72,973	.00	.00	72,973.00	.0%
94310 Sheriff's Equipment	0	1,330	1,330	.00	.00	1,330.00	.0%
94320 Auto Replacement	30,000	22,569	52,569	51,086.35	.00	1,482.65	97.2%
94326 Fire/EMS Chase Vehicle	65,000	0	65,000	.00	.00	65,000.00	.0%
94327 Fire/EMS Pers Protective Equi	89,530	0	89,530	.00	.00	89,530.00	.0%
94331 Sheriff's Vehicles	91,000	1,678	92,678	91,184.80	.00	1,493.20	98.4%
94340 Voting Equipment	48,000	62,000	110,000	109,257.91	.00	742.09	99.3%
94401 Sheriff's Building Renovation	0	31,833	31,833	10,663.22	6,906.50	14,263.28	55.2%
94409 Citizen's Convenience Center	35,000	0	35,000	5,258.50	.00	29,741.50	15.0%
94502 Econ Development Construction	0	116,434	116,434	13,000.00	20,910.80	82,523.20	29.1%
94503 Spout Run Improvement NFWF	0	55,492	55,492	20,277.60	.00	35,214.40	36.5%
94504 Spout Run Improvement EPA	0	287,787	287,787	12,766.34	.00	275,020.66	4.4%
94506 Greenway Court Preservation	0	103,900	103,900	49,235.20	51,765.00	2,899.80	97.2%
94601 Technology Improvements	153,000	-23,692	129,308	54,208.01	.00	75,099.99	41.9%
94602 Systems Integration	0	288,524	288,524	119,649.08	52,125.07	116,749.85	59.5%
94603 Mobile Radio System	72,000	160,968	232,968	112,279.60	73,136.91	47,551.49	79.6%
94702 Swimming Pool	119,900	0	119,900	.00	.00	119,900.00	.0%
94703 Park Fencing	10,000	24,456	34,456	3,420.00	.00	31,036.00	9.9%
94704 Old Park Office	0	22,420	22,420	2,106.72	.00	20,313.28	9.4%
94705 Park Lighting	0	0	0	17,775.00	4,805.00	-22,580.00	100.0%
94706 Park Sitework and Parking	0	76,824	76,824	35,520.00	.00	41,304.00	46.2%
94709 New Park Shelter	0	90,800	90,800	.00	65,757.00	25,043.00	72.4%
94802 Reassessment	0	27,470	27,470	22,385.04	.00	5,084.96	81.5%
94803 Tourism Signs	0	20,000	20,000	.00	.00	20,000.00	.0%
GRAND TOTAL	735,930	1,692,009	2,427,939	745,221.60	275,406.28	1,407,311.12	42.0%

** END OF REPORT - Generated by Thomas Judge **